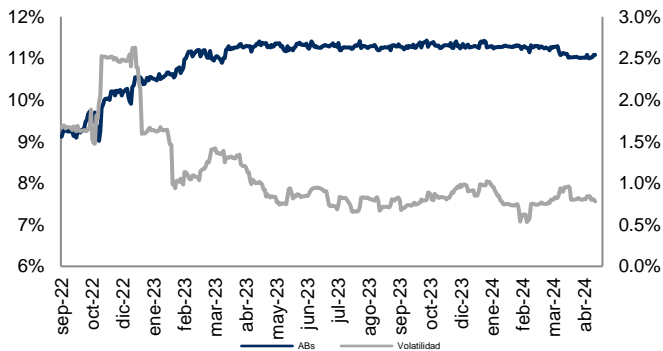
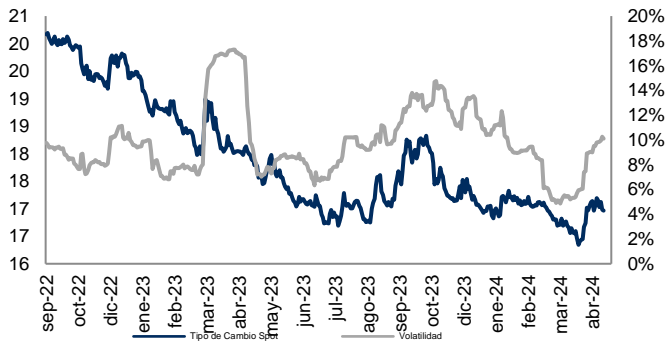


Monitor de Mercados Financieros

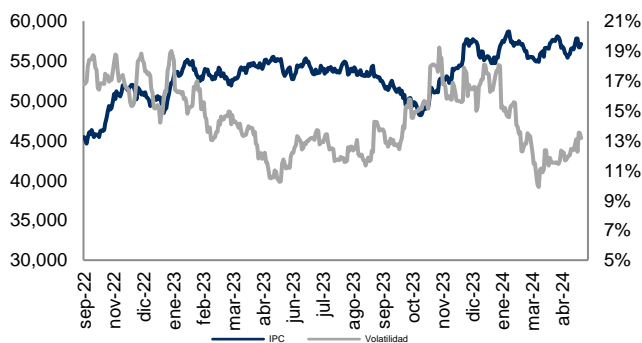
ABs y Volatilidad Cierre: 11.1% Volat: 0.8%



Tipo Cambio y Volatilidad Cierre: 16.9650 Volat: 10.1%



IPC y Volatilidad Cierre: 57,135.26 Volat: 13.2%



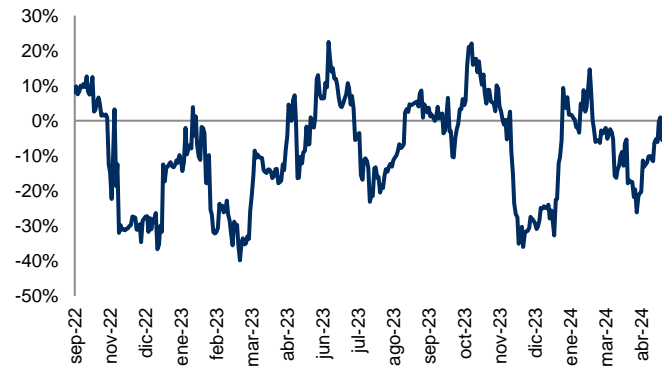
DJI y Volatilidad Cierre: 38,675.68 Volat: 12.4%



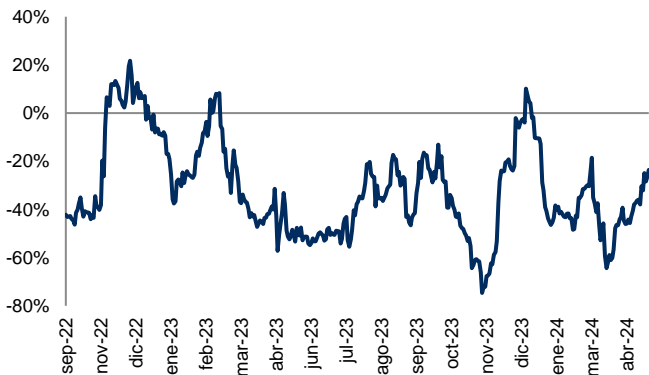
Correlación entre IPC y DJI Correl: 47.8%



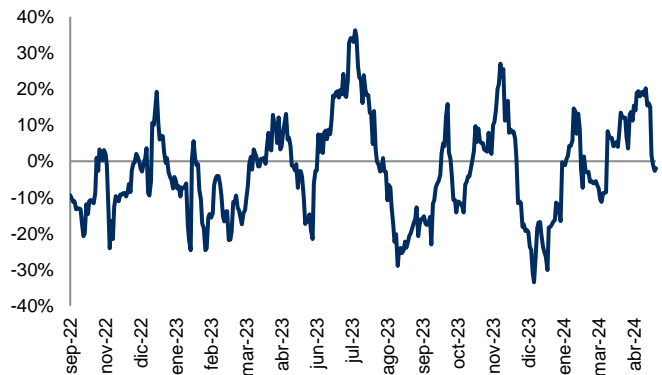
Correlación entre Tipo Cambio y ABs Correl: -5.8%



Correlación entre IPC y Tipo Cambio Correl: -23.6%

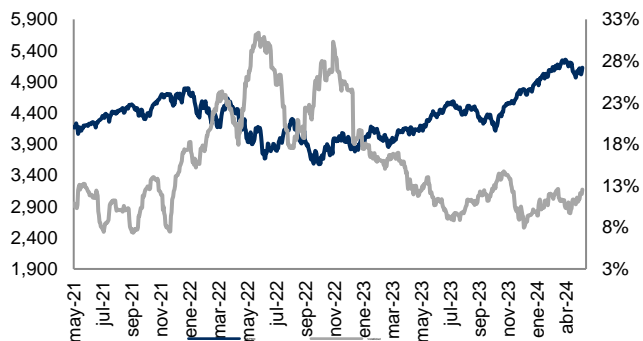


Correlación entre IPC y Abs Correl: -1.9%

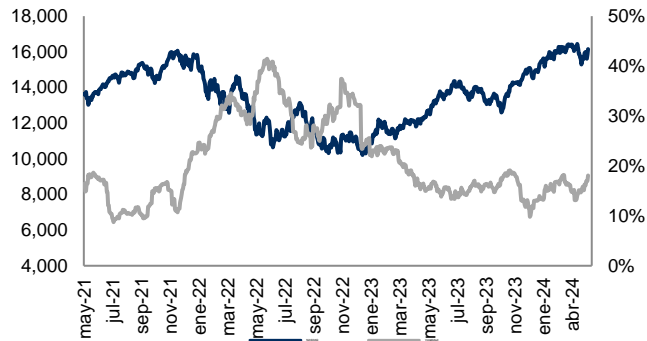


Monitor de Mercados

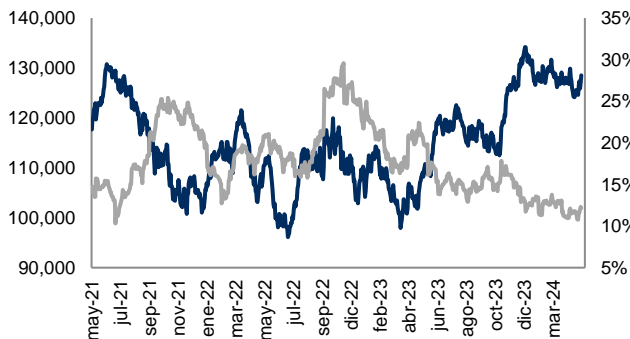
S&P 500 (EUA) Cierre: 5,127.79 Volat: 12.6%



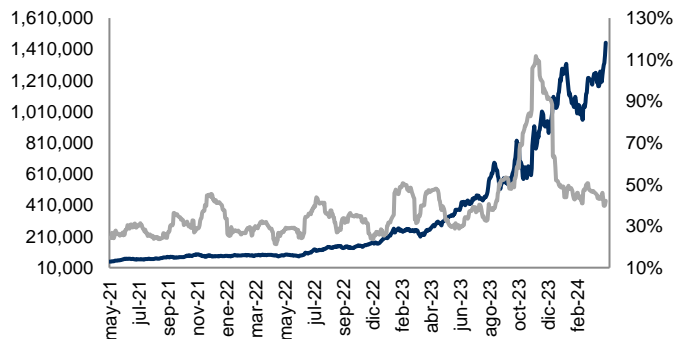
NASDAQ (EUA) Cierre: 16,156.33 Volat: 18.1%



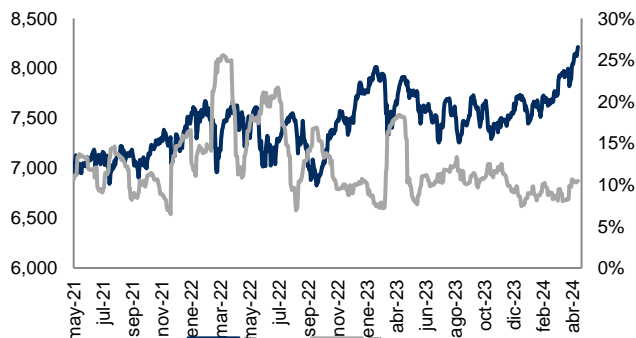
BOVESPA (Sao Paulo) Cierre: 128,508.67 Volat: 12.2%



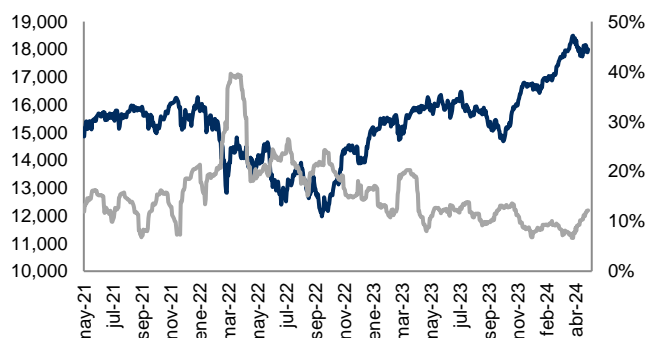
MERVAL (Buenos Aires) Cierre: 1,452,001.81 Volat: 42.2%



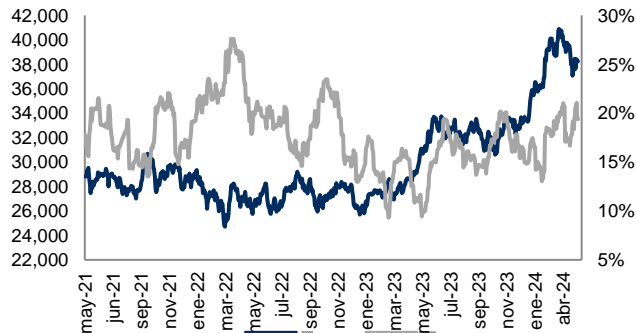
FTSE-100 (Londres) Cierre: 8,213.49 Volat: 10.4%



DAX (Frankfurt) Cierre: 18,001.60 Volat: 12.2%



NIKKEI-225 (Tokio) Cierre: 38,236.07 Volat: 19.4%



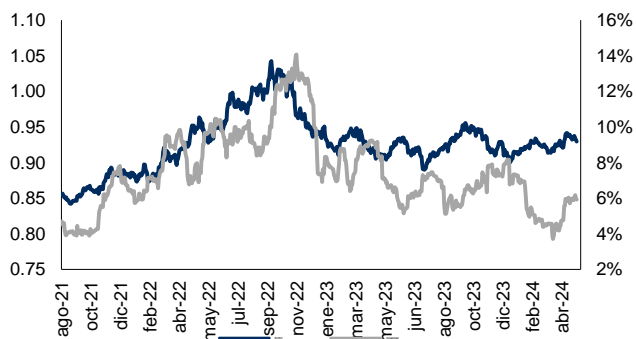
Índice	Rend. 7d	Rend. 30d	Rend. Año
S&P 500	0.55%	-1.61%	7.50%
NASDAQ	1.43%	-0.74%	7.63%
BOVESPA	2.43%	0.28%	-8.39%
MERVAL	12.97%	16.88%	43.73%
FTSE100	1.35%	2.63%	4.68%
DAX	-0.27%	-2.69%	4.75%
NIKK225	4.32%	-3.91%	5.31%
IPC	-0.17%	-3.14%	-0.49%
DJI	1.14%	-1.15%	2.62%
CAC40	-1.01%	-3.09%	2.83%
HANGSENG	4.91%	10.73%	8.35%
TSE300	-0.21%	-1.89%	1.41%
IBEX	-2.09%	-2.31%	4.73%

Cifras al 03 de mayo de 2024. Índices en USD.

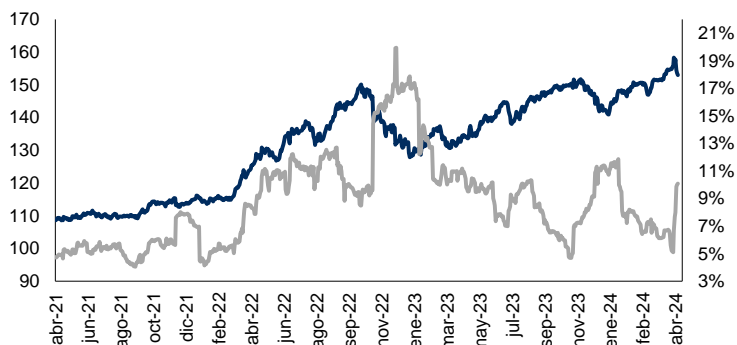


Monitor de Divisas

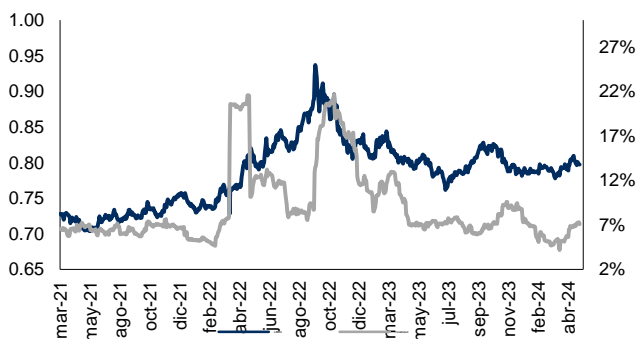
Euro (€) Cierre: 0.93 Volat: 5.9%



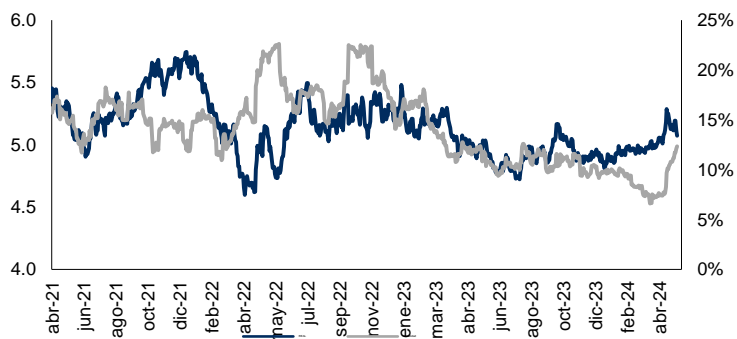
Yen Japonés (¥) Cierre: 152.98 Volat: 10.1%



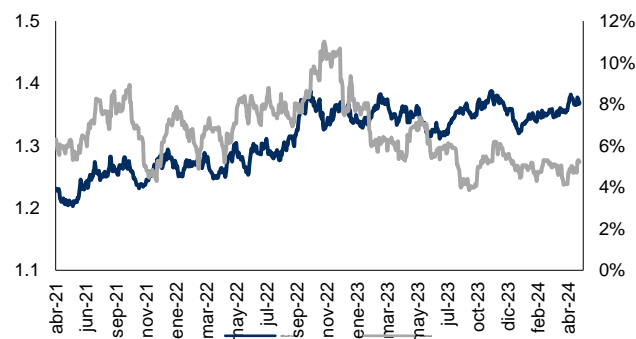
Libra Esterlina (£) Cierre: 0.80 Volat: 7.1%



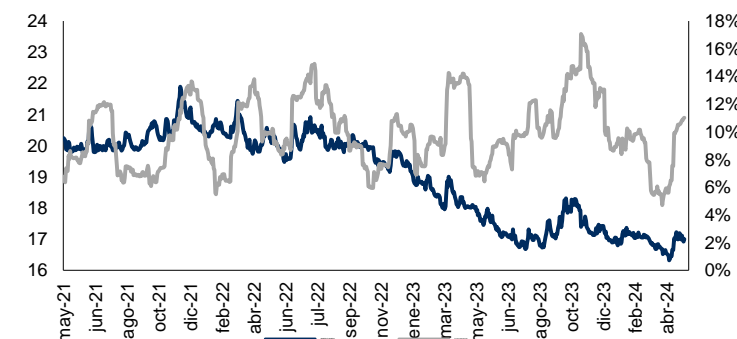
Real Brasileño Cierre: 5.07 Volat: 12.4%



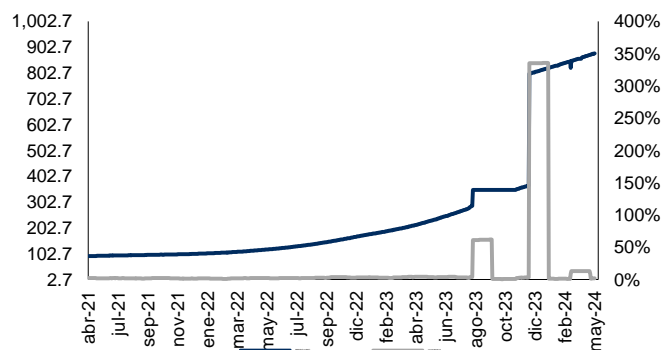
Dólar Canadiense Cierre: 1.37 Volat: 5.2%



Peso Mexicano Cierre: 17.01 Volat: 11.0%



Peso Argentino Cierre: 878.50 Volat: 1.6%



Moneda	Ultimo	7d	30d	Acumulado
Euro	0.93	0.62%	-0.71%	-2.53%
Yen	152.98	3.50%	-0.85%	-7.83%
Libra	0.80	0.44%	-0.82%	-1.44%
Real	5.07	0.85%	-0.65%	-4.34%
Dólar Can	1.37	-0.11%	-1.15%	-3.16%
Peso Mex	17.01	0.80%	-2.79%	-0.61%
Peso Arg	878.50	-0.46%	-2.39%	-7.97%

Cifras al 03 de mayo de 2024. Cotizaciones con respecto al USD.



Monitor de Metales y Otros Commodities

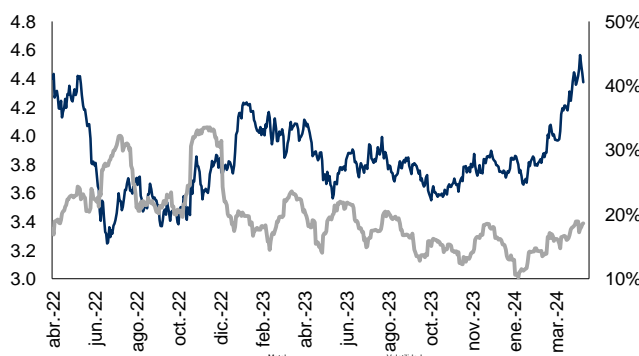
Oro (USD / T. Oz.) Cierre: 2,302.524 Volat.: 16.7%



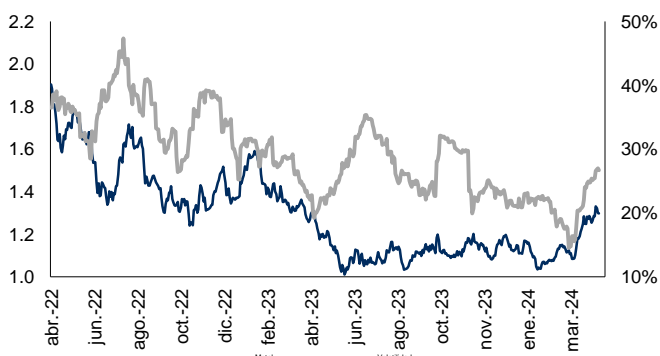
Plata (USD / T. Oz.) Cierre: 26.540 Volat.: 30.1%



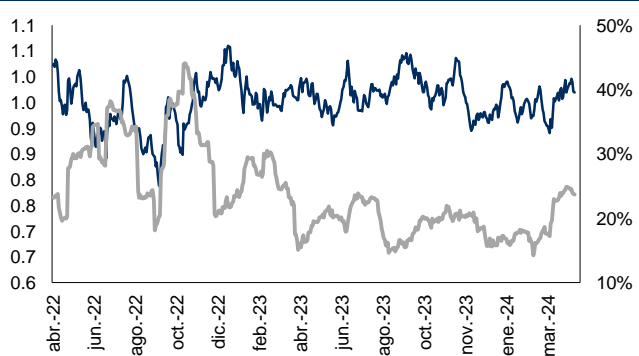
Cobre (USD / libra) Cierre: 4.374 Volat.: 18.6%



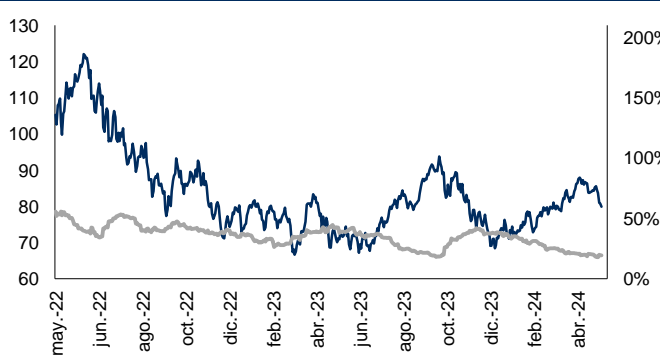
Zinc (USD / libra) Cierre: 1.297 Volat.: 26.7%



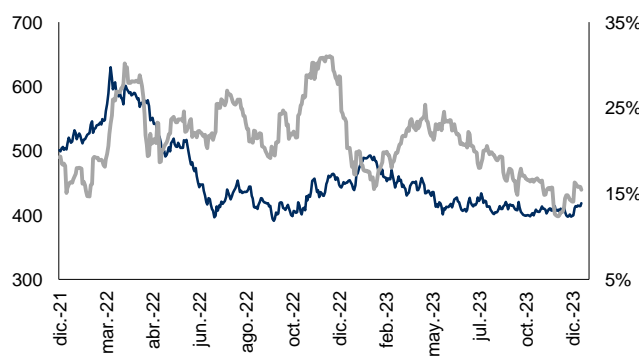
Plomo (USD / libra) Cierre: 0.969 Volat.: 23.7%



WTI (USD / barril) Cierre: 79.850 Volat.: 19.4%



Acero (Indice) Cierre: 470.977 Volat.: 17.9%



Metal	Ultimo	7d	30d	Acumulado
Oro	2302.52	-1.51%	0.06%	11.63%
Plata	26.54	-2.30%	-2.34%	11.70%
Cobre	4.37	-1.02%	8.49%	13.04%
Plomo	0.97	-1.81%	7.56%	4.09%
Zinc	1.30	0.87%	17.66%	8.91%
WTI	79.85	-6.70%	-7.6%	10.38%
Acero	470.98	-0.55%	7.01%	11.44%

Cifras al 03 de mayo del 2024.

