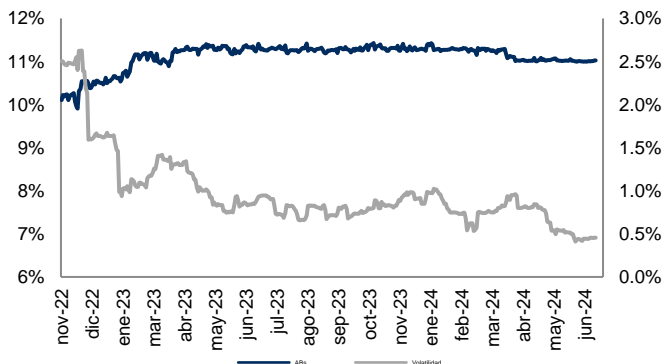
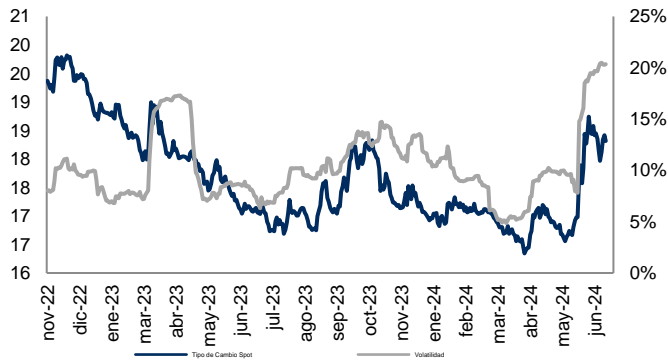


Monitor de Mercados Financieros

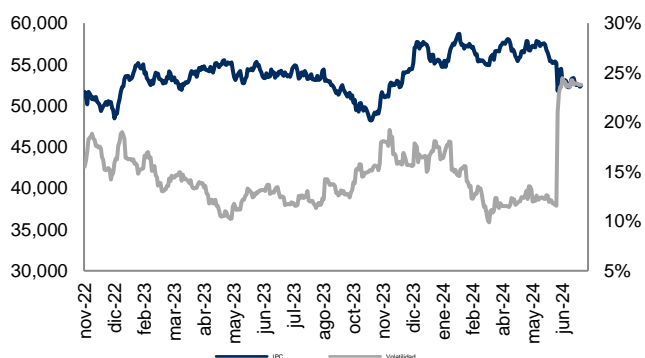
ABs y Volatilidad Cierre: 11.0% Volat: 0.5%



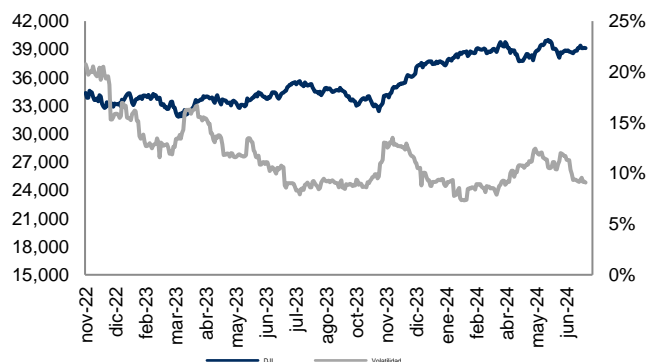
Tipo Cambio y Volatilidad Cierre: 18.3160 Volat: 20.3%



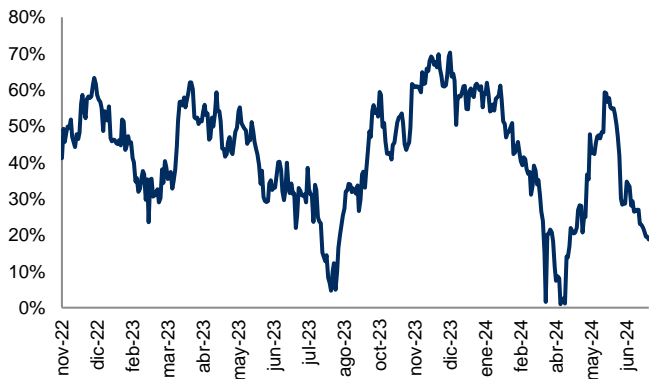
IPC y Volatilidad Cierre: 52,440.02 Volat: 23.8%



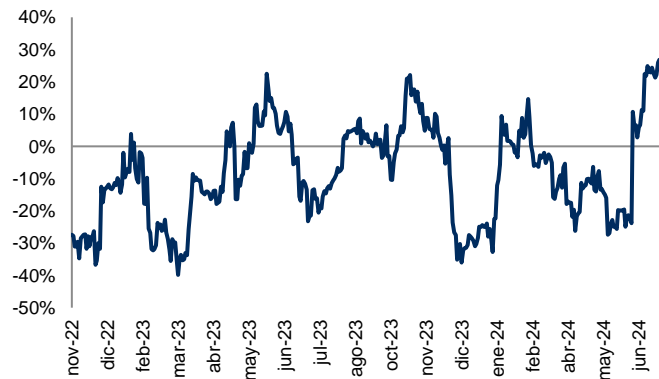
DJI y Volatilidad Cierre: 39,118.86 Volat: 9.1%



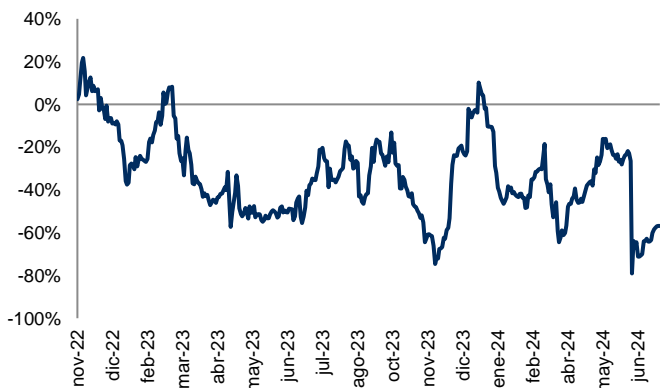
Correlación entre IPC y DJI Correl: 18.8%



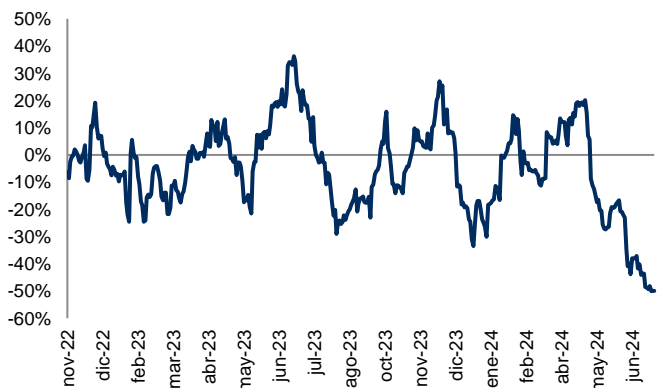
Correlación entre Tipo Cambio y ABs Correl: 26.7%



Correlación entre IPC y Tipo Cambio Correl: -56.9%

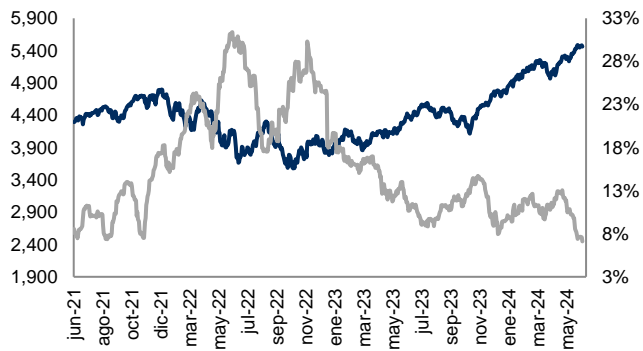


Correlación entre IPC y Abs Correl: -49.9%

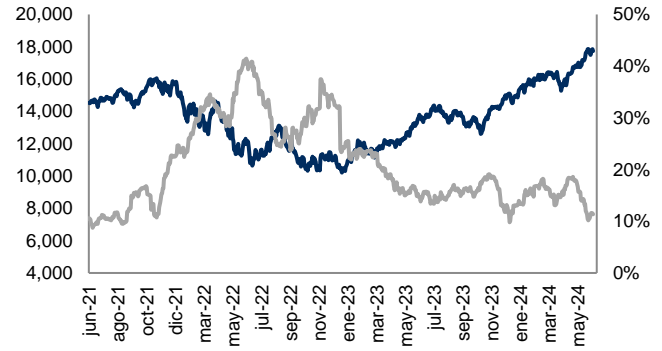


Monitor de Mercados

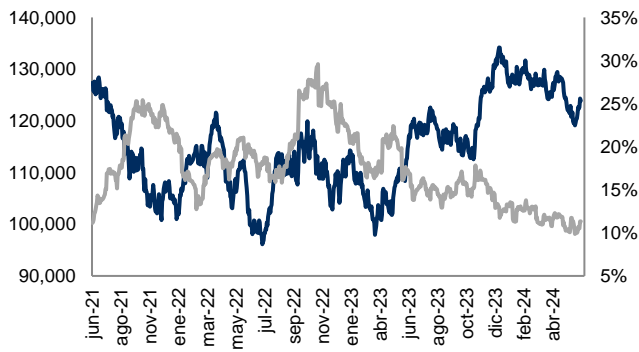
S&P 500 (EUA) Cierre: 5,460.48 Volat: 7.1%



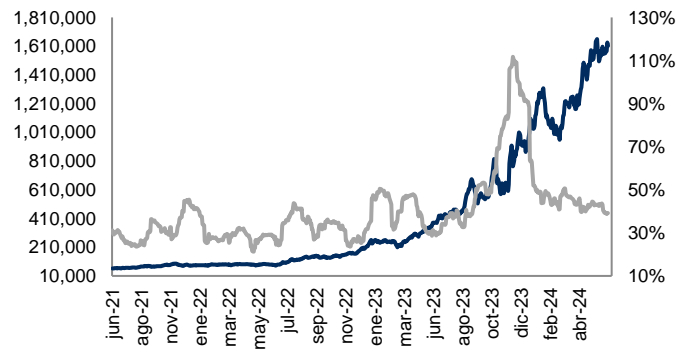
NASDAQ (EUA) Cierre: 17,732.60 Volat: 11.3%



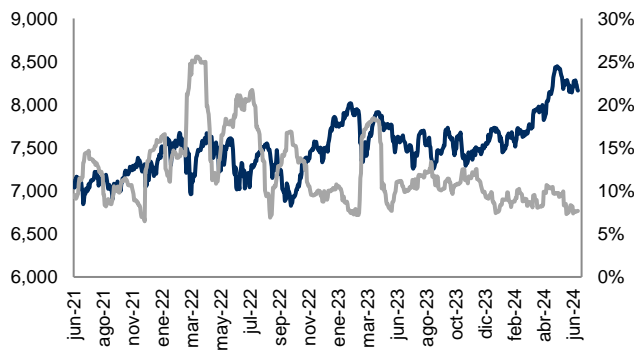
BOVESPA (Sao Paulo) Cierre: 123,906.55 Volat: 11.3%



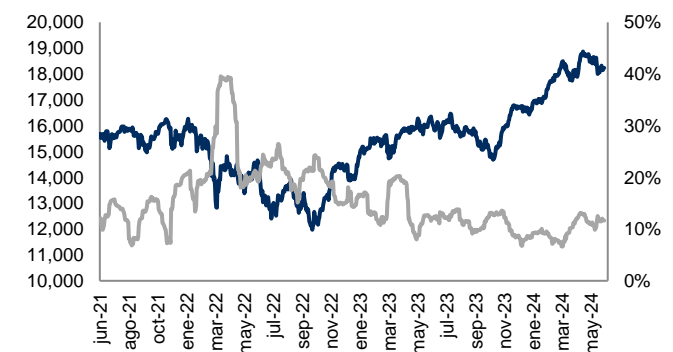
MERVAL (Buenos Aires) Cierre: 1,611,295.13 Volat: 39.2%



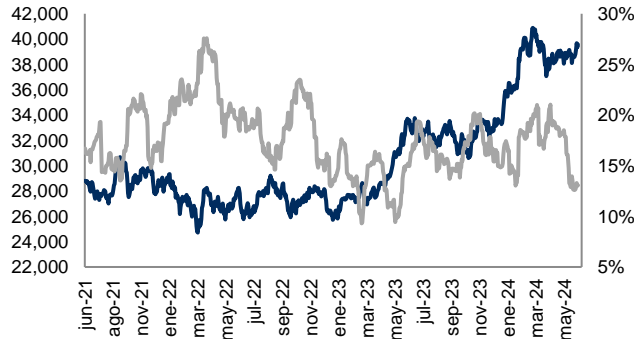
FTSE-100 (Londres) Cierre: 8,164.12 Volat: 7.7%



DAX (Frankfurt) Cierre: 18,235.45 Volat: 11.7%



NIKKEI-225 (Tokio) Cierre: 39,583.08 Volat: 13.1%



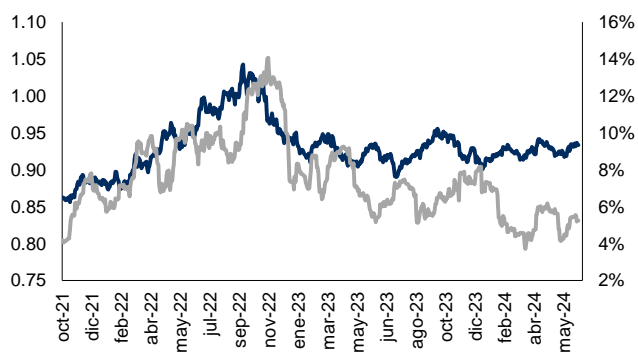
Índice	Rend. 7d	Rend. 30d	Rend. Año
S&P 500	-0.08%	3.67%	14.48%
NASDAQ	0.24%	4.80%	18.13%
BOVESPA	-0.85%	-6.08%	-19.89%
MERVAL	1.60%	0.80%	53.80%
FTSE100	-1.00%	-0.69%	4.87%
DAX	0.60%	-2.08%	5.66%
NIKK225	1.89%	0.60%	3.70%
IPC	-1.91%	-12.18%	-15.50%
DJI	-0.08%	1.76%	3.79%
CAC40	-1.75%	-6.50%	-3.76%
HANGSENG	-1.75%	-4.04%	3.94%
TSE300	1.62%	0.17%	1.13%
IBEX	-0.60%	-2.60%	5.15%

Cifras al 28 de junio de 2024. Índices en USD.

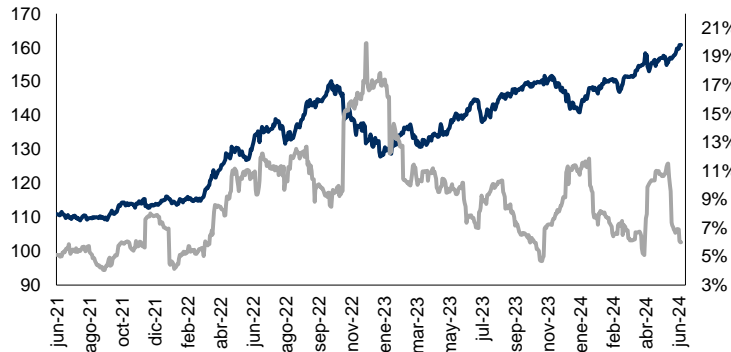


Monitor de Divisas

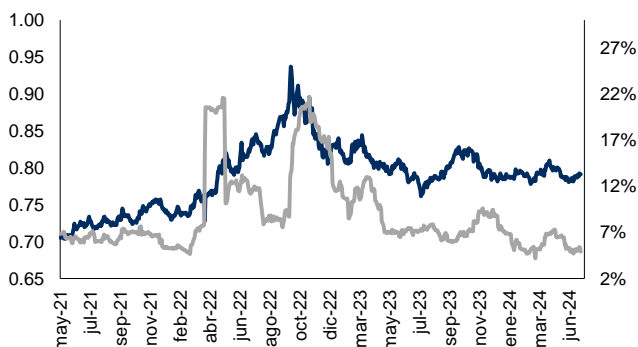
Euro (€) Cierre: 0.93 Volat: 5.2%



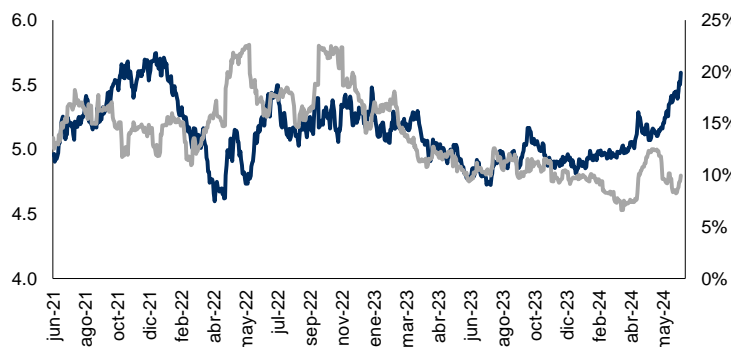
Yen Japonés (¥) Cierre: 160.83 Volat: 6.0%



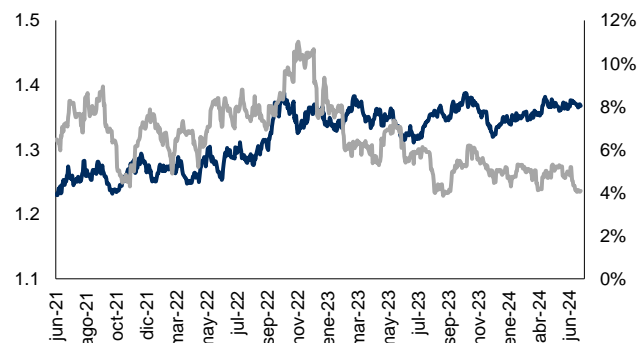
Libra Esterlina (£) Cierre: 0.79 Volat: 4.9%



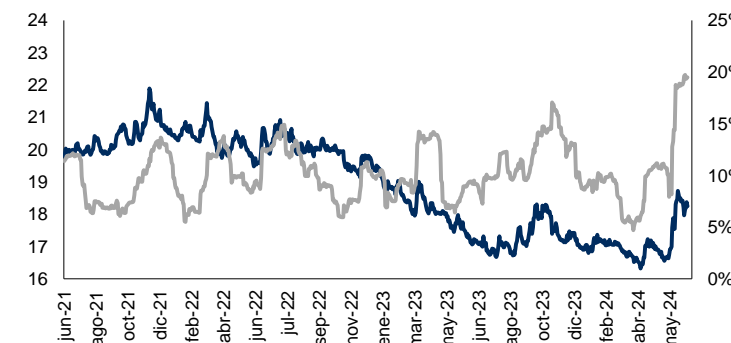
Real Brasileño Cierre: 5.59 Volat: 10.0%



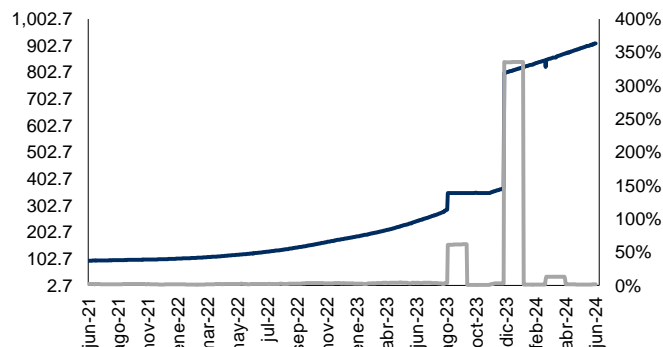
Dólar Canadiense Cierre: 1.37 Volat: 4.1%



Peso Mexicano Cierre: 18.25 Volat: 19.5%



Peso Argentino Cierre: 911.00 Volat: 1.6%



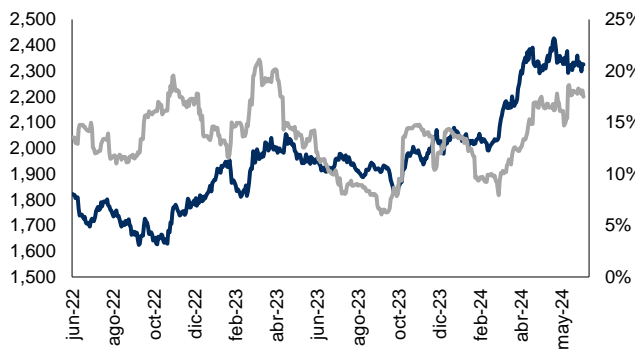
Moneda	Ultimo	7d	30d	Acumulado
Euro	0.93	0.21%	-0.81%	-2.94%
Yen	160.83	-0.65%	-2.01%	-12.33%
Libra	0.79	-0.10%	-0.46%	-0.67%
Real	5.59	-2.90%	-6.99%	-13.24%
Dólar Can	1.37	0.12%	0.27%	-3.11%
Peso Mex	18.25	-0.20%	-7.30%	-7.38%
Peso Arg	911.00	-0.60%	-1.92%	-11.26%

Cifras al 28 de junio de 2024. Cotizaciones con respecto al USD.

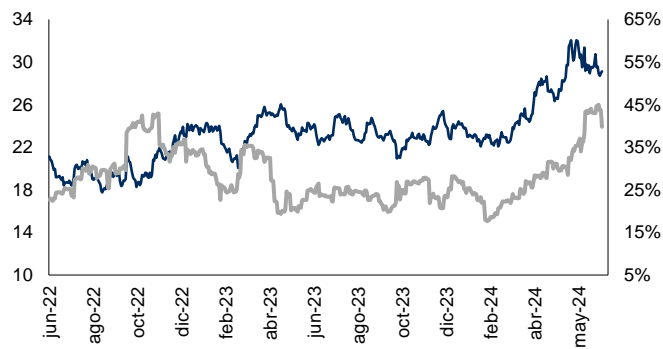


Monitor de Metales y Otros Commodities

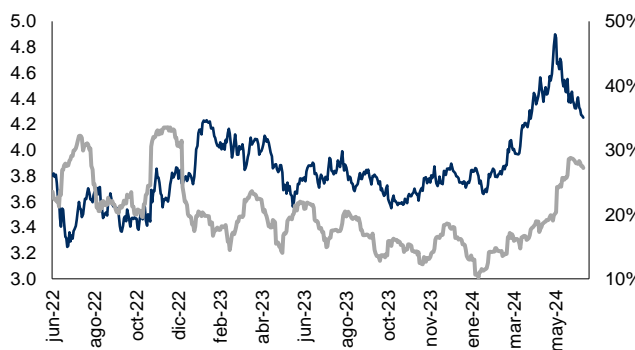
Oro (USD / T. Oz.) Cierre: 2,325.705 Volat.: 17.5%



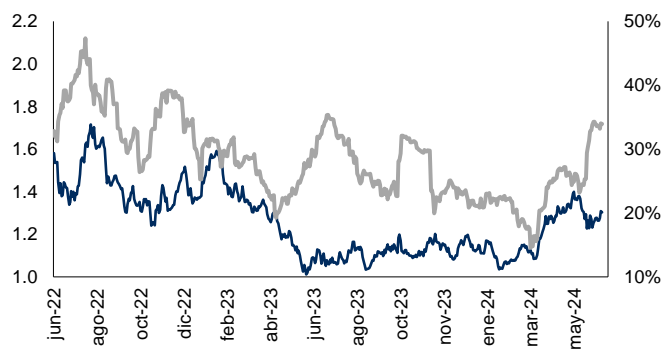
Plata (USD / T. Oz.) Cierre: 29.128 Volat.: 39.8%



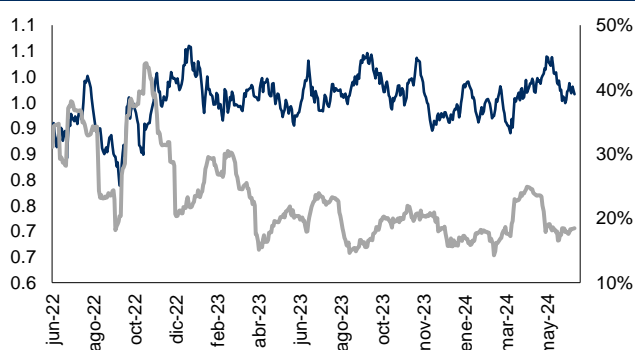
Cobre (USD / libra) Cierre: 4.251 Volat.: 27.2%



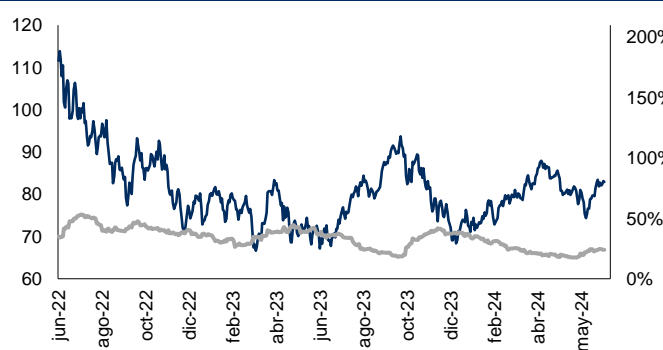
Zinc (USD / libra) Cierre: 1.303 Volat.: 33.9%



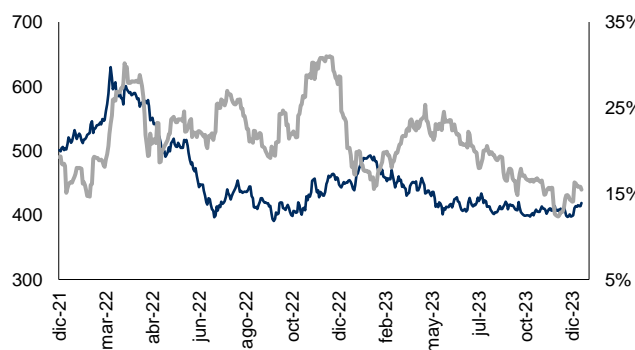
Plomo (USD / libra) Cierre: 0.966 Volat.: 18.5%



WTI (USD / barril) Cierre: 82.930 Volat.: 24.0%



Acero (Indice) Cierre: 459.821 Volat.: 22.4%



Metal	Ultimo	7d	30d	Acumulado
Oro	2325.71	0.23%	-0.56%	12.76%
Plata	29.13	-1.33%	-8.85%	22.59%
Cobre	4.25	-3.59%	-9.72%	9.87%
Plomo	0.97	-2.15%	-6.90%	3.75%
Zinc	1.30	2.00%	-5.47%	9.36%
WTI	82.93	1.37%	3.2%	14.64%
Acero	459.82	-0.03%	-8.62%	8.80%

Cifras al 28 de junio del 2024.

