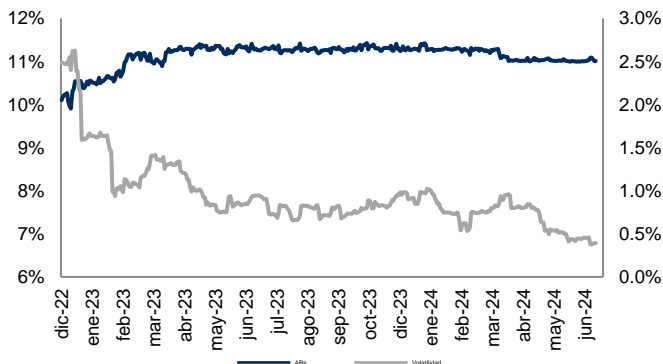
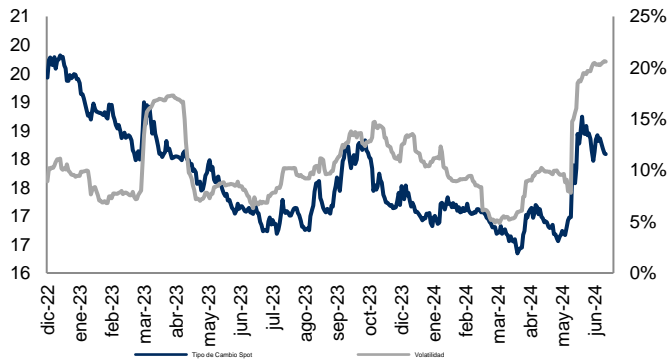


Monitor de Mercados Financieros

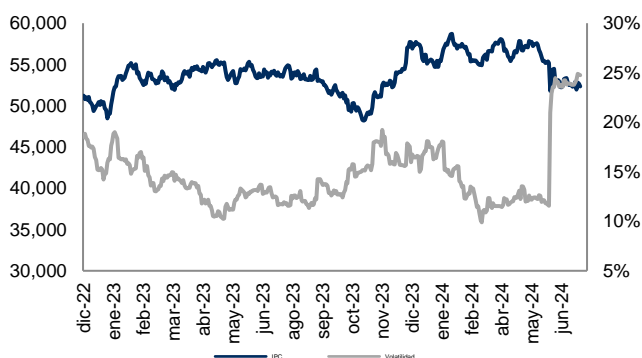
ABs y Volatilidad Cierre: 11.0% Volat: 0.4%



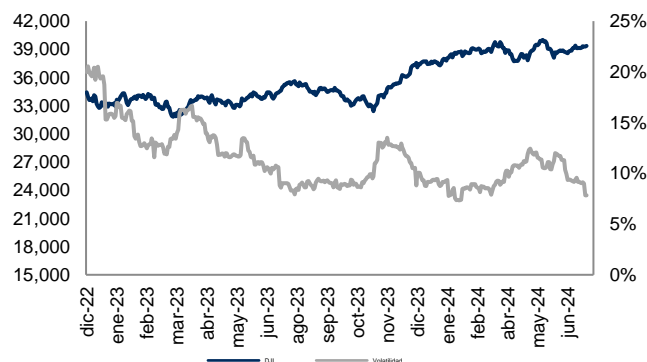
Tipo Cambio y Volatilidad Cierre: 18.0840 Volat: 20.6%



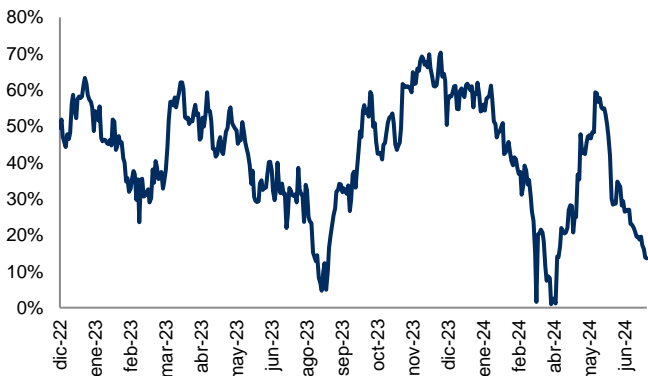
IPC y Volatilidad Cierre: 52,333.16 Volat: 24.7%



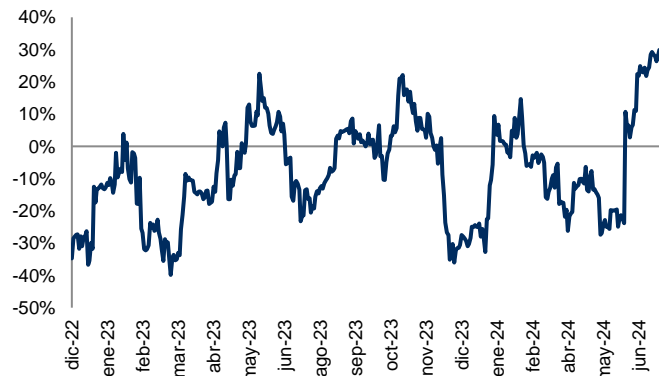
DJI y Volatilidad Cierre: 39,375.87 Volat: 7.8%



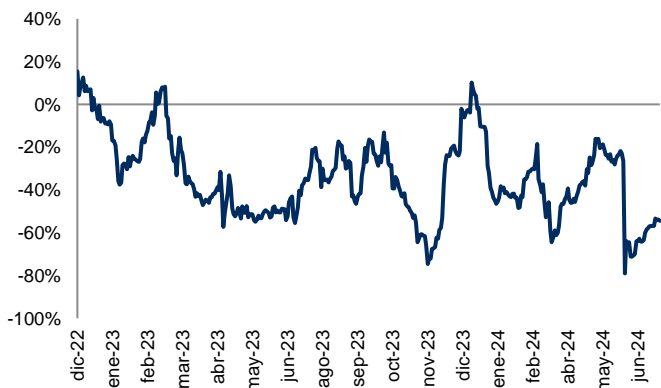
Correlación entre IPC y DJI Correl: 13.6%



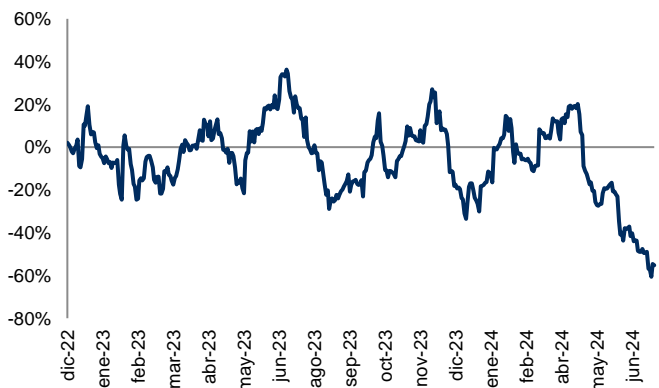
Correlación entre Tipo Cambio y ABs Correl: 29.6%



Correlación entre IPC y Tipo Cambio Correl: -54.5%

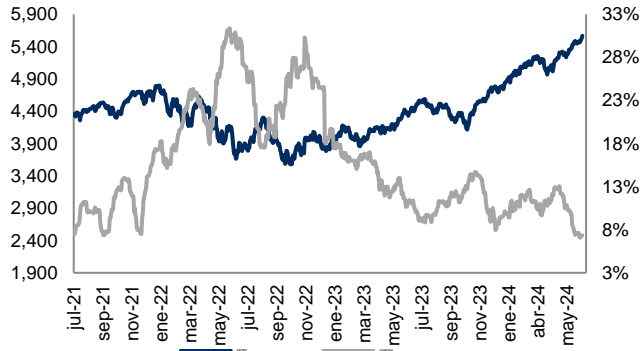


Correlación entre IPC y Abs Correl: -55.3%

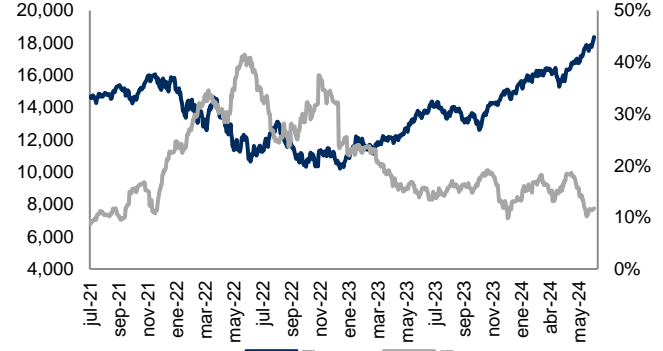


Monitor de Mercados

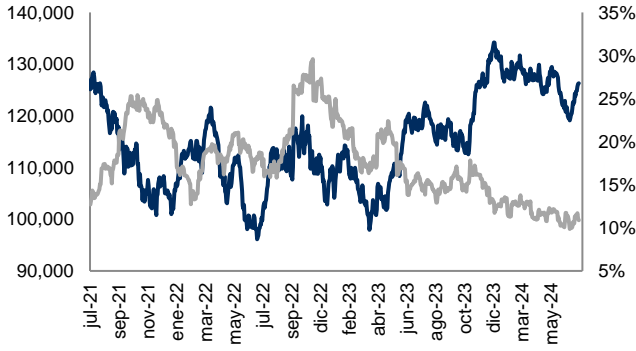
S&P 500 (EUA) Cierre: 5,567.19 Volat: 7.4%



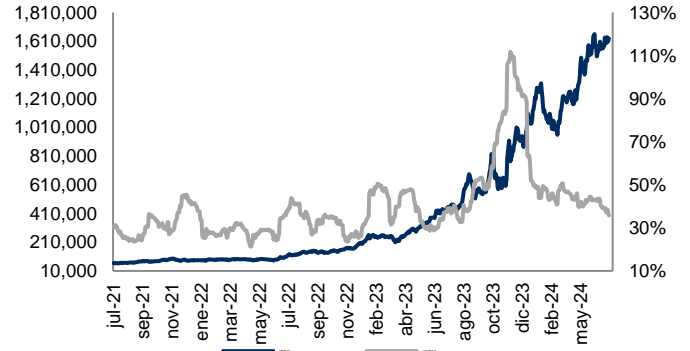
NASDAQ (EUA) Cierre: 18,352.76 Volat: 11.7%



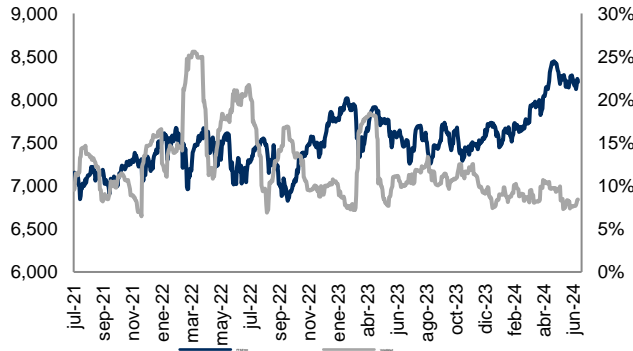
BOVESPA (Sao Paulo) Cierre: 126,267.05 Volat: 10.9%



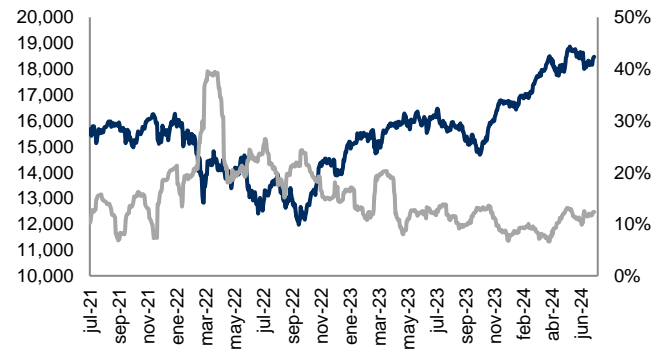
MERVAL (Buenos Aires) Cierre: 1,629,029.55 Volat: 35.8%



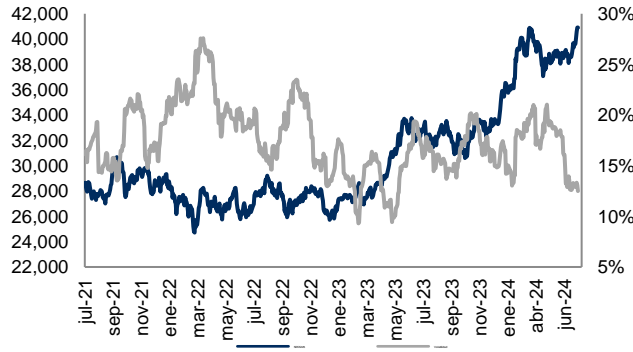
FTSE-100 (Londres) Cierre: 8,203.93 Volat: 8.4%



DAX (Frankfurt) Cierre: 18,475.45 Volat: 12.4%



NIKKEI-225 (Tokio) Cierre: 40,912.37 Volat: 12.5%



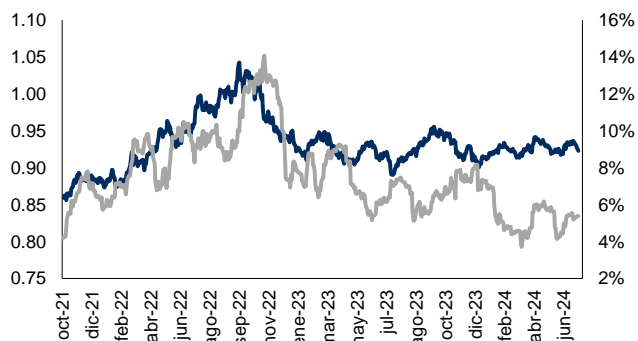
Índice	Rend. 7d	Rend. 30d	Rend. Año
S&P 500	1.95%	3.98%	16.72%
NASDAQ	3.50%	6.78%	22.26%
BOVESPA	4.39%	0.90%	-16.37%
MERVAL	0.66%	1.78%	54.82%
FTSE100	1.81%	-0.37%	6.76%
DAX	2.48%	-0.83%	8.28%
NIKK225	3.43%	3.24%	7.26%
IPC	1.11%	-7.00%	-14.56%
DJI	0.66%	1.47%	4.47%
CAC40	3.80%	-3.59%	-0.10%
HANGSENG	0.39%	-3.41%	4.35%
TSE300	1.12%	0.00%	2.26%
IBEX	1.89%	-3.19%	7.13%

Cifras al 05 de julio de 2024. Índices en USD.

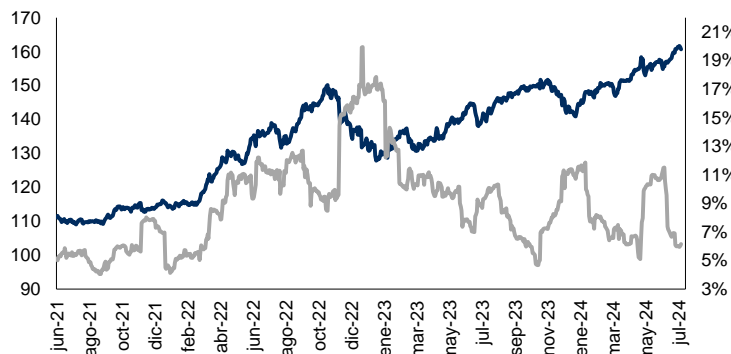


Monitor de Divisas

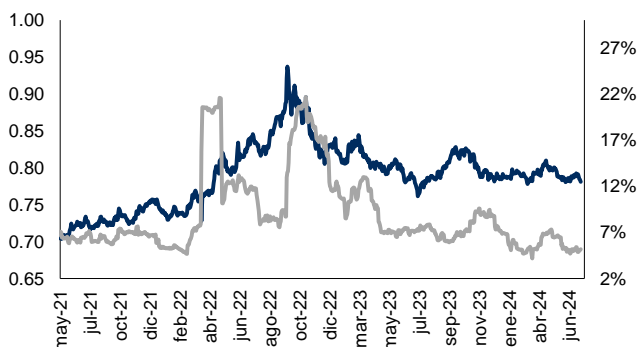
Euro (€) Cierre: 0.92 Volat: 5.4%



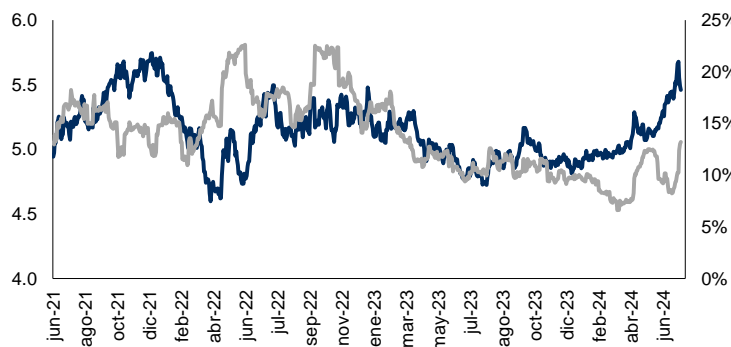
Yen Japonés (¥) Cierre: 160.72 Volat: 6.2%



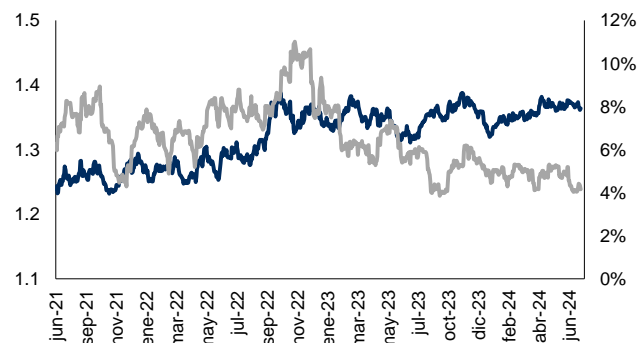
Libra Esterlina (£) Cierre: 0.78 Volat: 5.2%



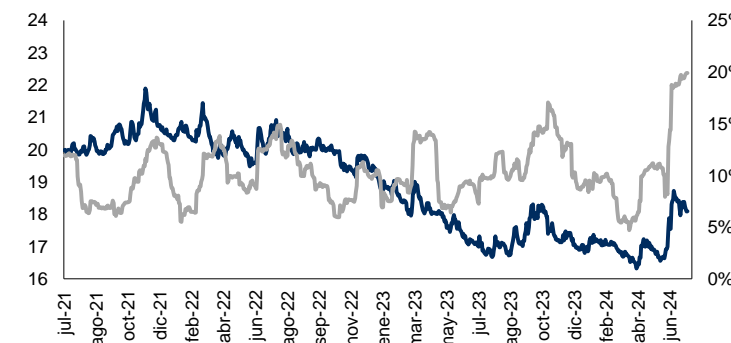
Real Brasileño Cierre: 5.46 Volat: 13.2%



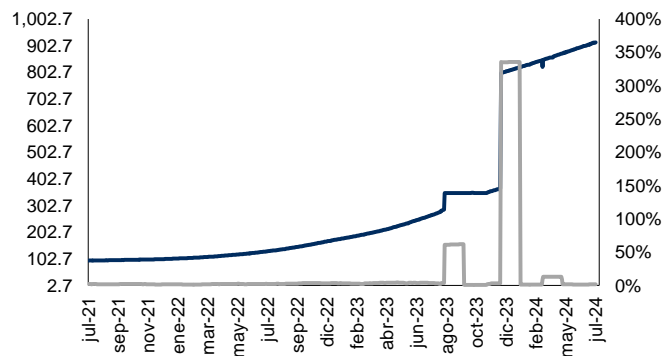
Dólar Canadiense Cierre: 1.36 Volat: 4.1%



Peso Mexicano Cierre: 18.09 Volat: 19.9%



Peso Argentino Cierre: 915.00 Volat: 1.7%

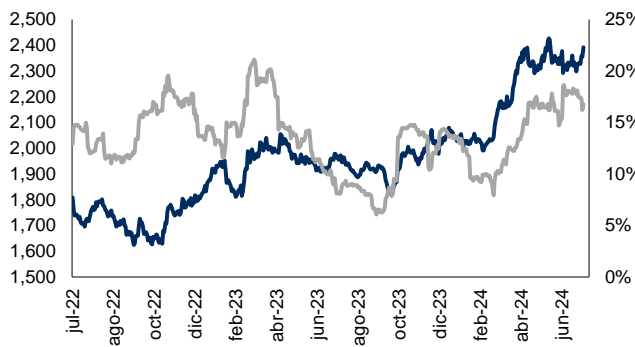


Moneda	Ultimo	7d	30d	Acumulado
Euro	0.92	1.15%	-0.29%	-1.82%
Yen	160.72	0.07%	-2.87%	-12.27%
Libra	0.78	1.31%	0.16%	0.64%
Real	5.46	2.44%	-2.98%	-11.12%
Dólar Can	1.36	0.28%	0.39%	-2.84%
Peso Mex	18.09	0.90%	-3.01%	-6.55%
Peso Arg	915.00	-0.44%	-1.86%	-11.64%

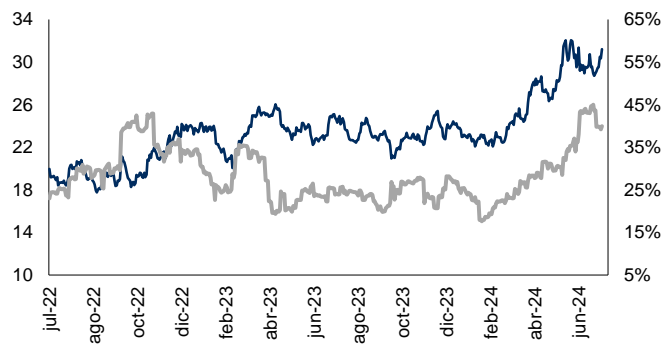
Cifras al 05 de julio de 2024. Cotizaciones con respecto al USD.

Monitor de Metales y Otros Commodities

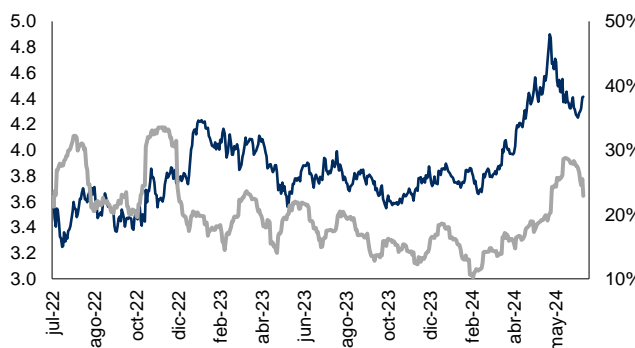
Oro (USD / T. Oz.) Cierre: 2,391.456 Volat.: 16.8%



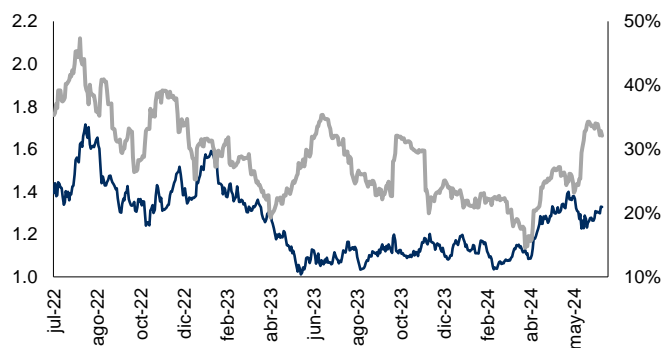
Plata (USD / T. Oz.) Cierre: 31.213 Volat.: 40.0%



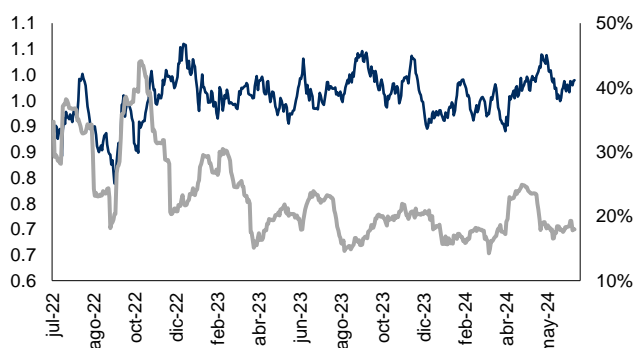
Cobre (USD / libra) Cierre: 4.415 Volat.: 22.9%



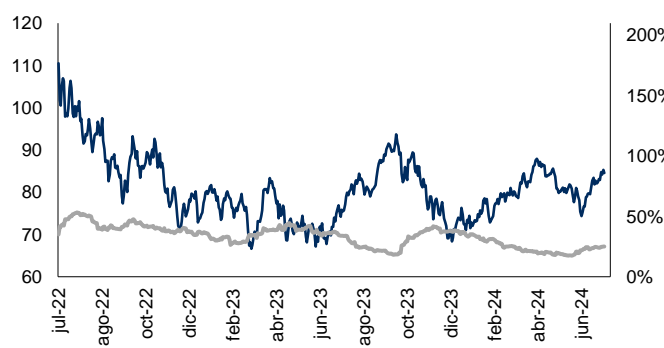
Zinc (USD / libra) Cierre: 1.329 Volat.: 32.1%



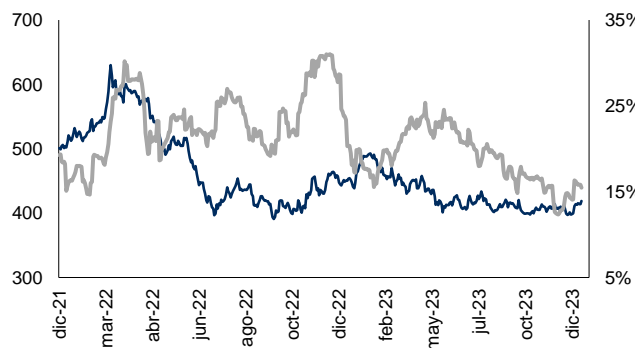
Plomo (USD / libra) Cierre: 0.989 Volat.: 17.9%



WTI (USD / barril) Cierre: 84.540 Volat.: 24.9%



Acero (Indice) Cierre: 467.882 Volat.: 21.5%



Metal	Ultimo	7d	30d	Acumulado
Oro	2391.46	2.83%	1.52%	15.94%
Plata	31.21	7.16%	4.03%	31.37%
Cobre	4.42	3.86%	-0.88%	14.11%
Plomo	0.99	2.37%	0.00%	6.22%
Zinc	1.33	1.97%	1.82%	11.52%
WTI	84.54	1.94%	12.5%	16.86%
Acero	467.88	1.75%	-1.16%	10.70%

Cifras al 05 de julio del 2024.

