

Monitor de Mercados Financieros

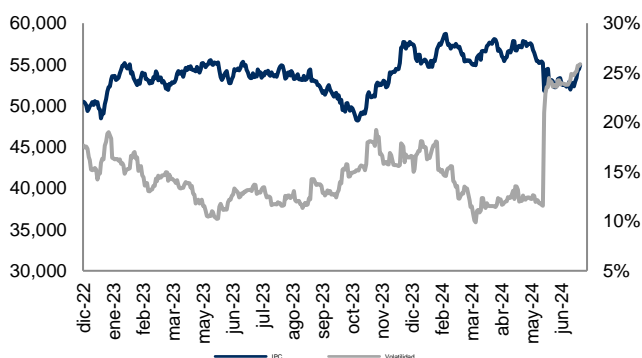
ABs y Volatilidad Cierre: 11.0% Volat: 0.4%



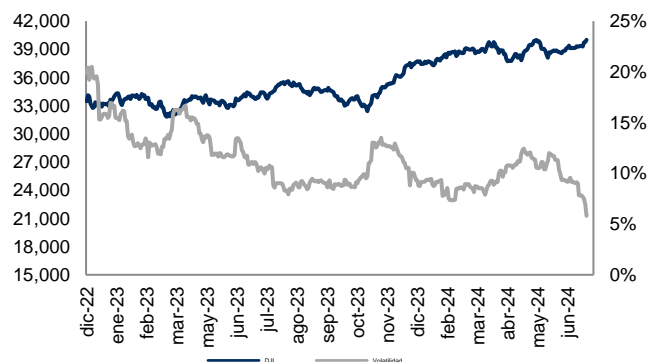
Tipo Cambio y Volatilidad Cierre: 17.6270 Volat: 21.0%



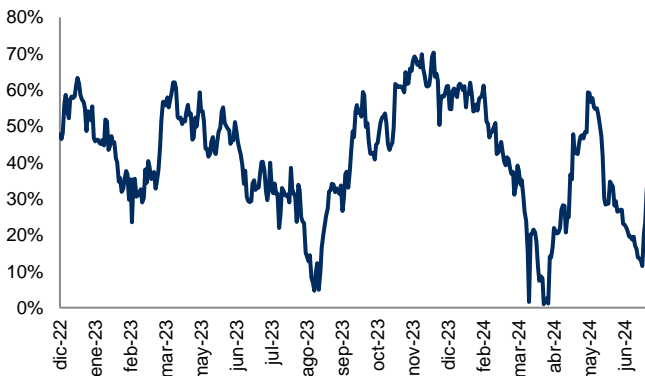
IPC y Volatilidad Cierre: 54,953.11 Volat: 25.9%



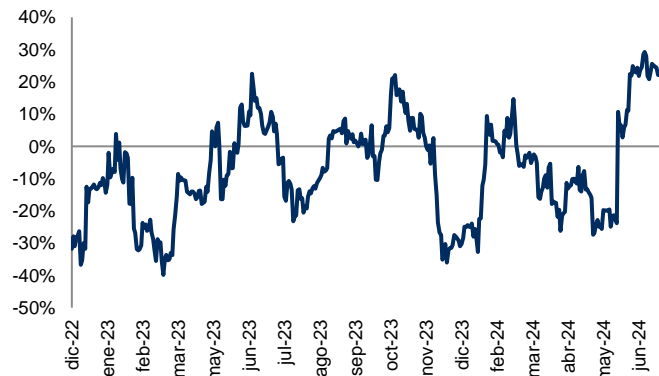
DJI y Volatilidad Cierre: 40,000.90 Volat: 5.8%



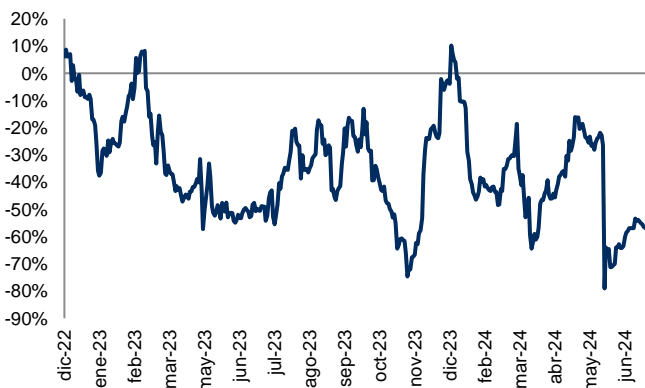
Correlación entre IPC y DJI Correl: 33.0%



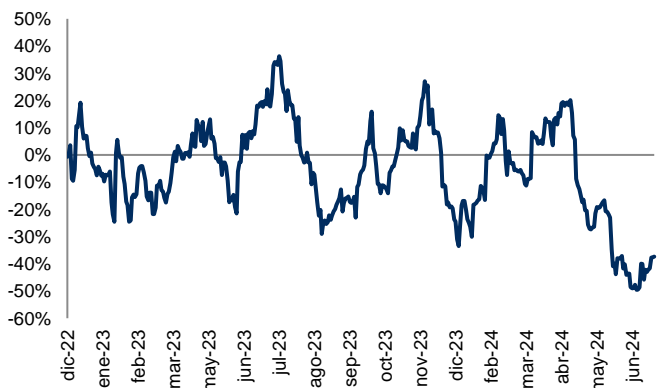
Correlación entre Tipo Cambio y ABs Correl: 22.2%



Correlación entre IPC y Tipo Cambio Correl: -57.4%

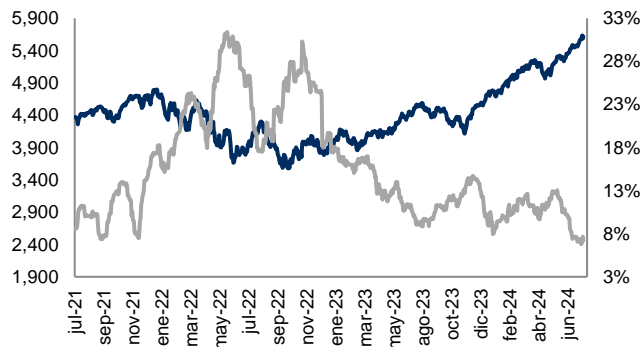


Correlación entre IPC y Abs Correl: -37.4%

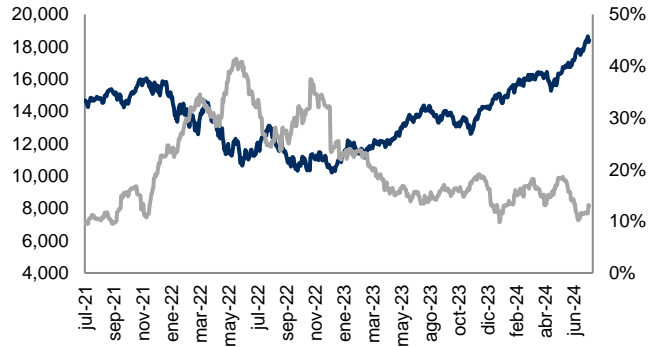


Monitor de Mercados

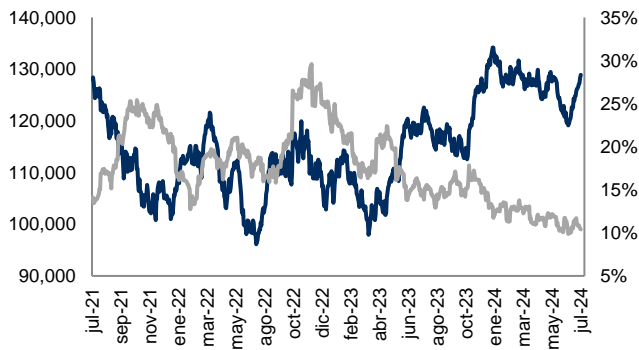
S&P 500 (EUA) Cierre: 5,615.35 Volat: 7.3%



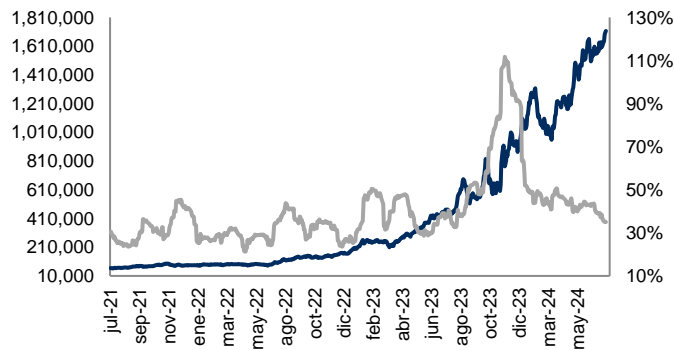
NASDAQ (EUA) Cierre: 18,398.45 Volat: 13.0%



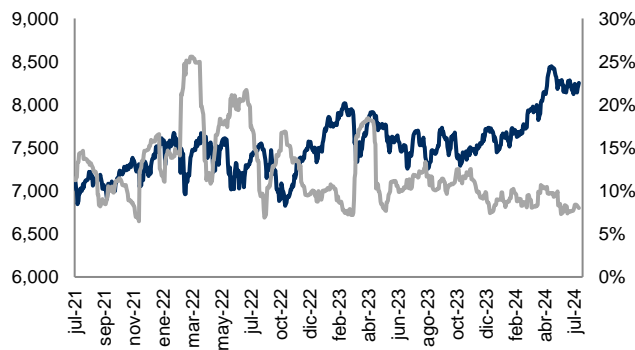
BOVESPA (Sao Paulo) Cierre: 128,896.98 Volat: 10.4%



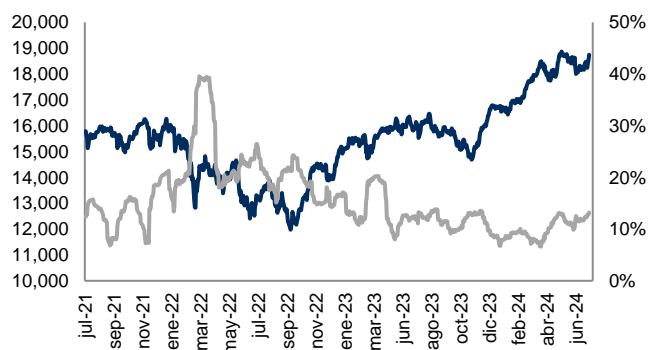
MERVAL (Buenos Aires) Cierre: 1,715,609.96 Volat: 35.1%



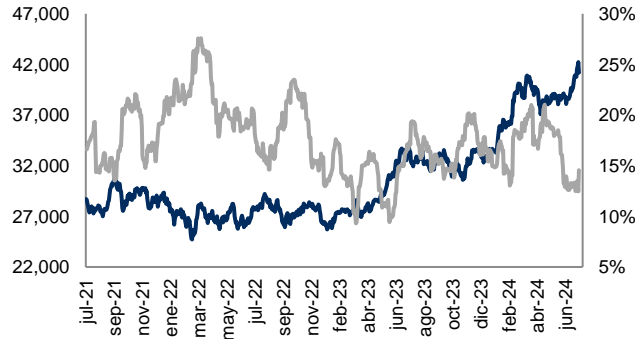
FTSE-100 (Londres) Cierre: 8,252.91 Volat: 8.0%



DAX (Frankfurt) Cierre: 18,748.18 Volat: 13.2%



NIKKEI-225 (Tokio) Cierre: 41,190.68 Volat: 14.5%



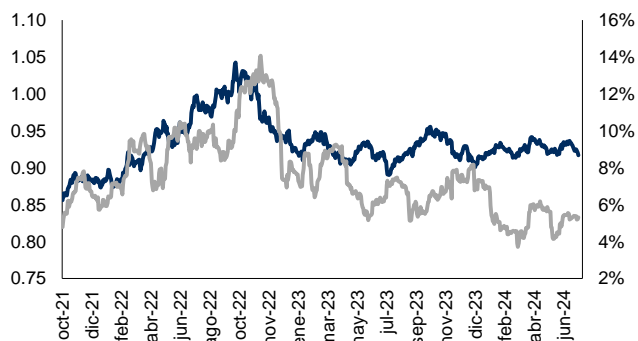
Índice	Rend. 7d	Rend. 30d	Rend. Año
S&P 500	0.87%	3.58%	17.73%
NASDAQ	0.25%	4.49%	22.56%
BOVESPA	2.66%	7.15%	-14.14%
MERVAL	4.86%	7.32%	62.33%
FTSE100	2.04%	1.98%	8.94%
DAX	2.13%	1.55%	10.59%
NIKK225	2.48%	5.16%	9.92%
IPC	7.91%	10.35%	-7.80%
DJI	1.59%	3.33%	6.13%
CAC40	1.28%	-0.89%	1.19%
HANGSENG	2.85%	2.01%	7.32%
TSE300	2.85%	3.93%	5.17%
IBEX	2.72%	0.96%	10.05%

Cifras al 12 de julio de 2024. Índices en USD.

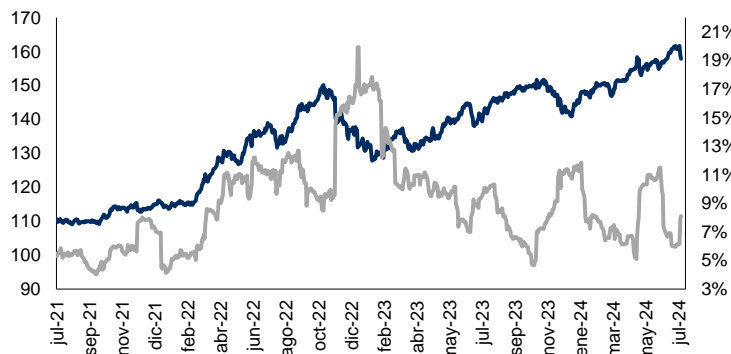


Monitor de Divisas

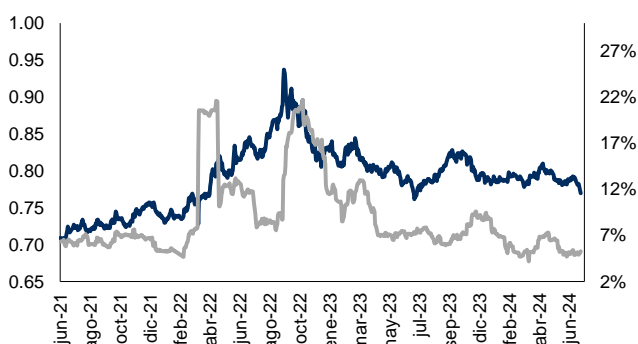
Euro (€) Cierre: 0.92 Volat: 5.3%



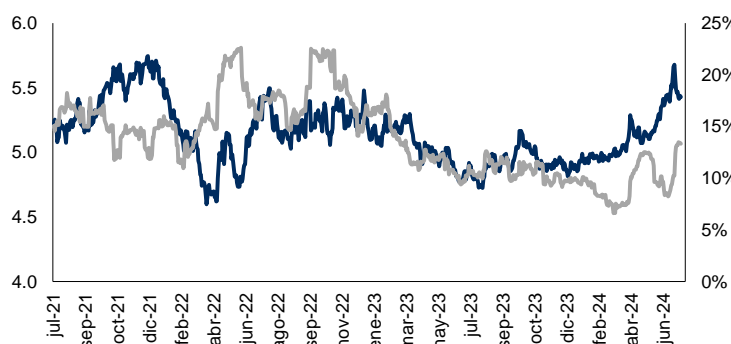
Yen Japonés (¥) Cierre: 157.89 Volat: 8.1%



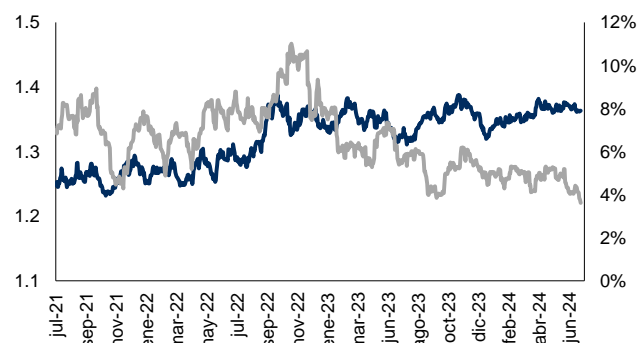
Libra Esterlina (£) Cierre: 0.77 Volat: 5.3%



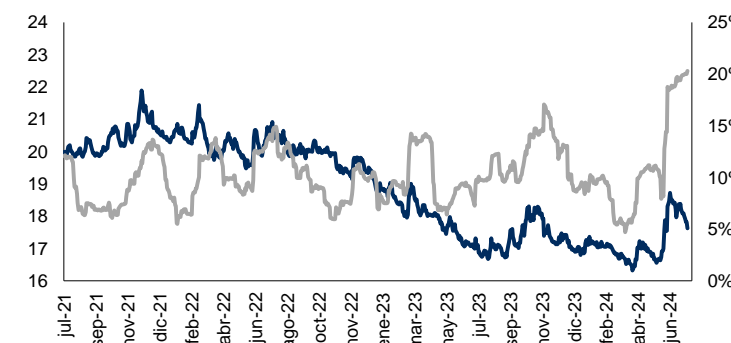
Real Brasileño Cierre: 5.43 Volat: 13.3%



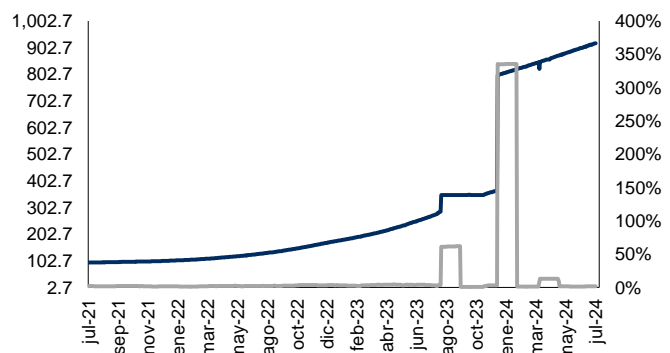
Dólar Canadiense Cierre: 1.36 Volat: 3.6%



Peso Mexicano Cierre: 17.63 Volat: 20.3%



Peso Argentino Cierre: 919.00 Volat: 1.7%



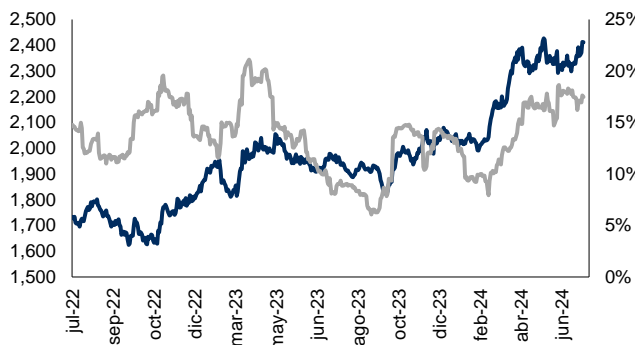
Moneda	Ultimo	7d	30d	Acumulado
Euro	0.92	0.65%	0.92%	-1.19%
Yen	157.89	1.79%	-0.75%	-10.70%
Libra	0.77	1.44%	1.52%	2.08%
Real	5.43	0.56%	-0.30%	-10.62%
Dólar Can	1.36	0.06%	0.67%	-2.79%
Peso Mex	17.63	2.59%	6.21%	-4.12%
Peso Arg	919.00	-0.44%	-1.90%	-12.03%

Cifras al 12 de julio de 2024. Cotizaciones con respecto al USD.

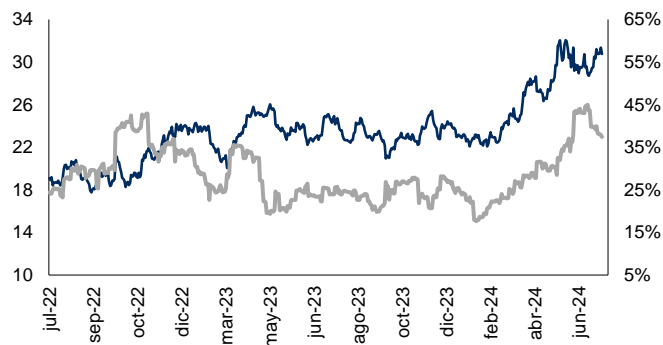


Monitor de Metales y Otros Commodities

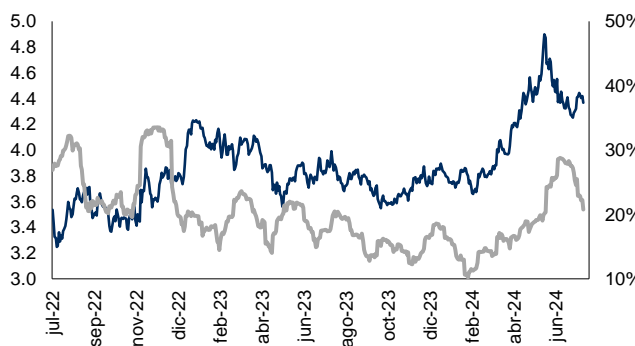
Oro (USD / T. Oz.) Cierre: 2,411.274 Volat.: 17.5%



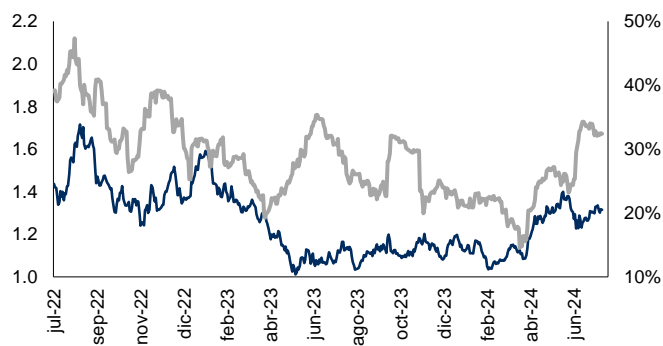
Plata (USD / T. Oz.) Cierre: 30.770 Volat.: 37.4%



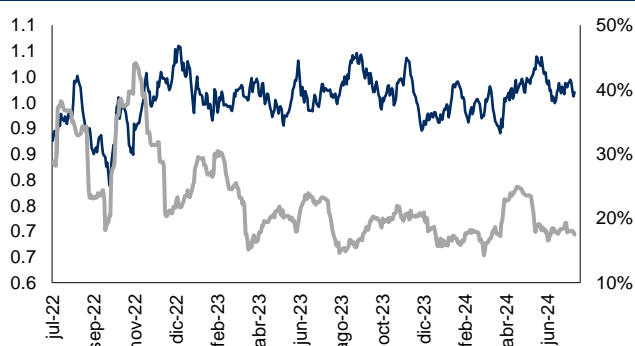
Cobre (USD / libra) Cierre: 4.367 Volat.: 20.8%



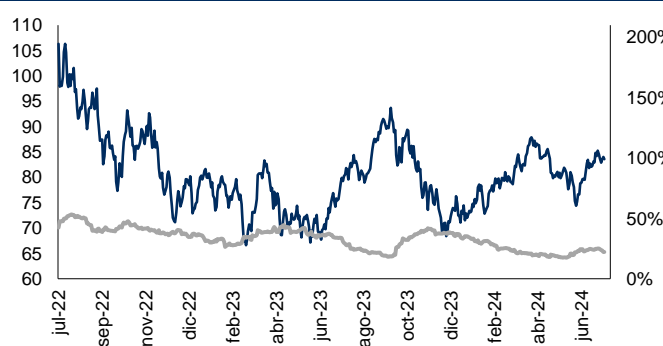
Zinc (USD / libra) Cierre: 1.315 Volat.: 32.4%



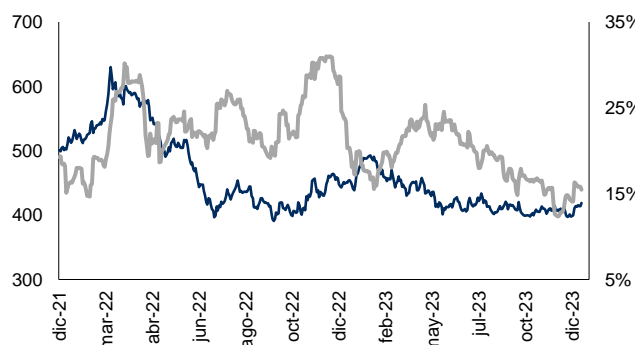
Plomo (USD / libra) Cierre: 0.969 Volat.: 17.5%



WTI (USD / barril) Cierre: 83.590 Volat.: 22.1%



Acero (Indice) Cierre: 462.950 Volat.: 17.1%



Metal	Ultimo	7d	30d	Acumulado
Oro	2411.27	0.83%	3.75%	16.91%
Plata	30.77	-1.42%	3.65%	29.50%
Cobre	4.37	-1.09%	-0.03%	12.87%
Plomo	0.97	-1.98%	1.72%	4.11%
Zinc	1.32	-1.00%	7.03%	10.40%
WTI	83.59	-1.12%	4.9%	15.55%
Acero	462.95	-1.05%	-1.77%	9.54%

Cifras al 12 de julio del 2024.

