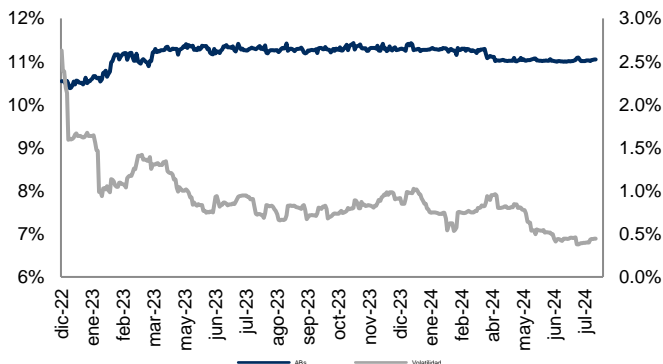
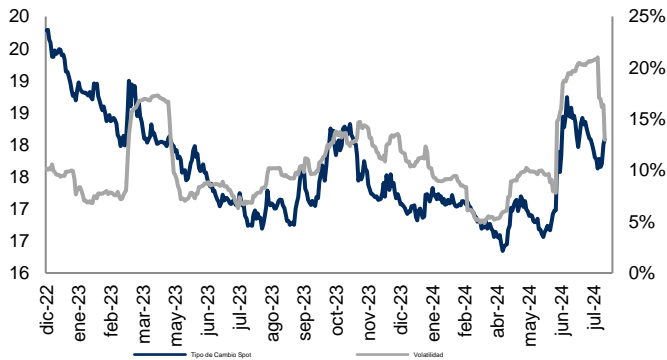


Monitor de Mercados Financieros

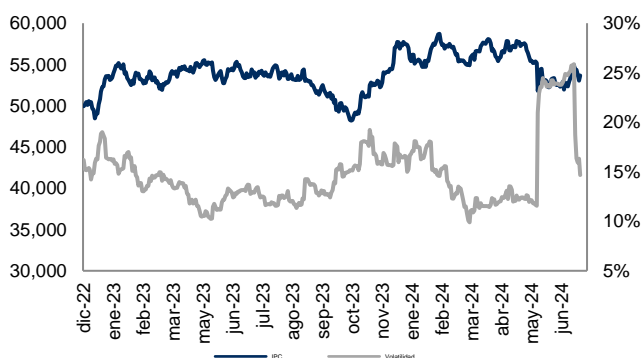
ABs y Volatilidad Cierre: 11.0% Volat: 0.4%



Tipo Cambio y Volatilidad Cierre: 18.0860 Volat: 13.0%



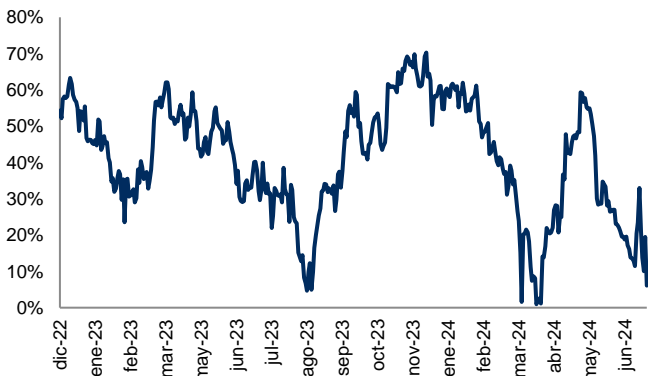
IPC y Volatilidad Cierre: 53,678.52 Volat: 14.7%



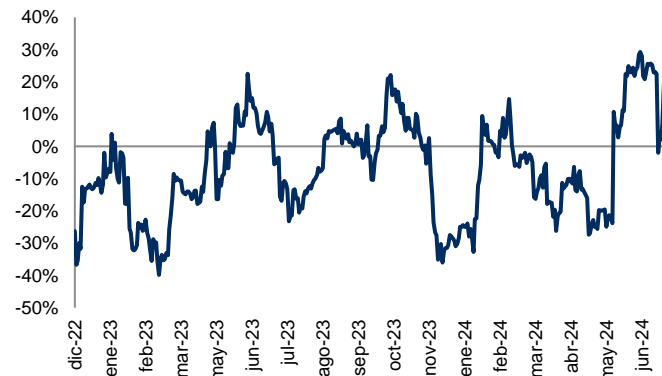
DJI y Volatilidad Cierre: 40,287.53 Volat: 9.3%



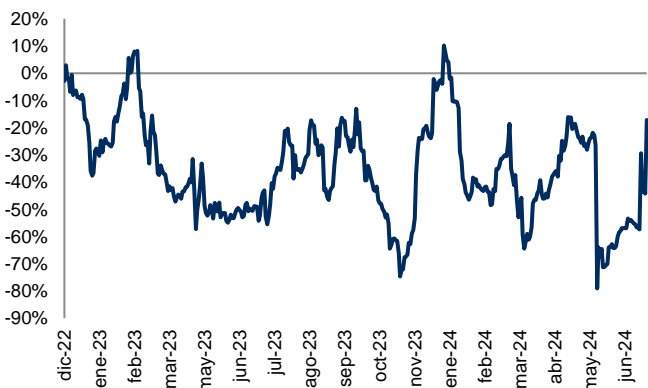
Correlación entre IPC y DJI Correl: 6.1%



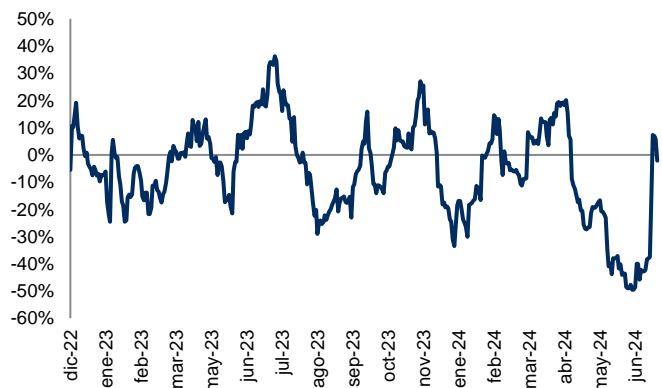
Correlación entre Tipo Cambio y ABs Correl: 20.0%



Correlación entre IPC y Tipo Cambio Correl: -17.2%

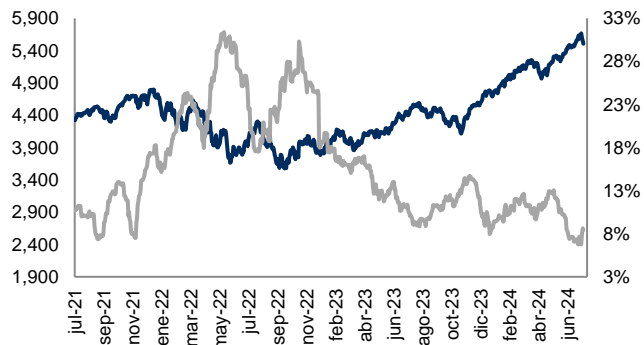


Correlación entre IPC y Abs Correl: -2.1%

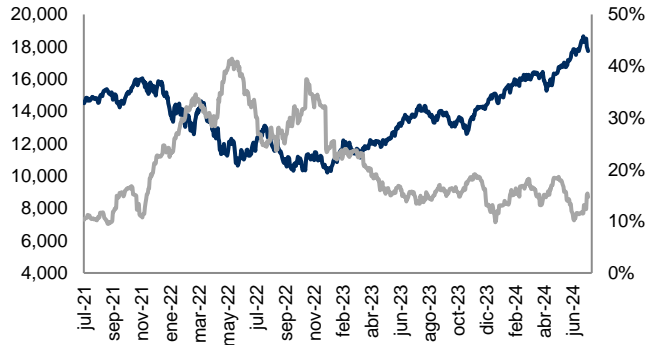


Monitor de Mercados

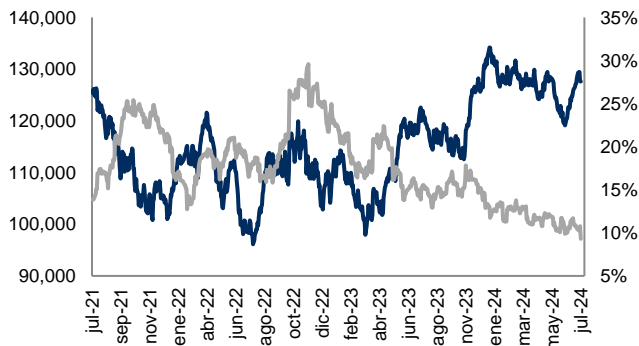
S&P 500 (EUA) Cierre: 5,505.00 Volat: 8.4%



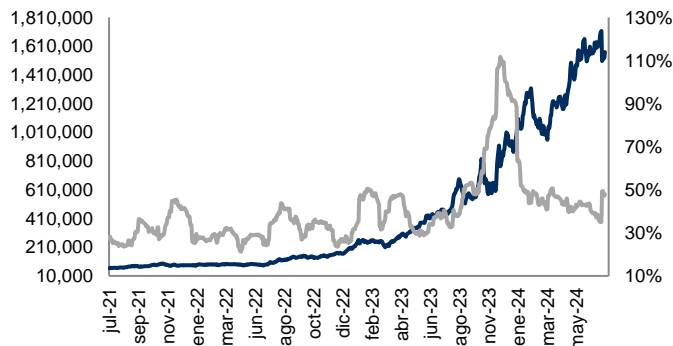
NASDAQ (EUA) Cierre: 17,726.94 Volat: 14.7%



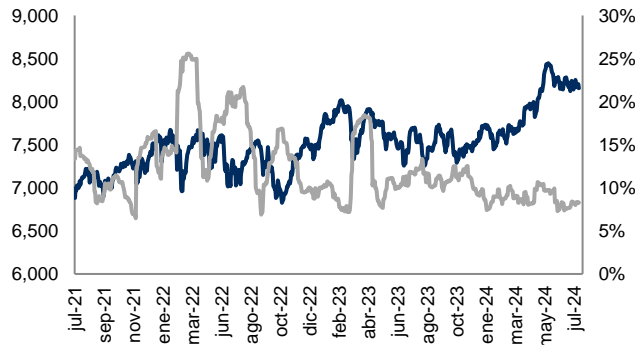
BOVESPA (Sao Paulo) Cierre: 127,616.46 Volat: 9.3%



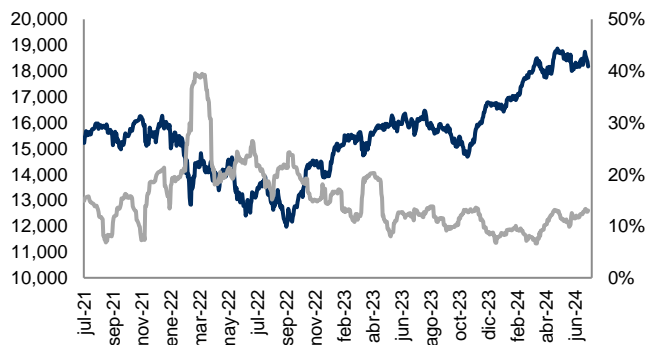
MERVAL (Buenos Aires) Cierre: 1,569,018.70 Volat: 47.9%



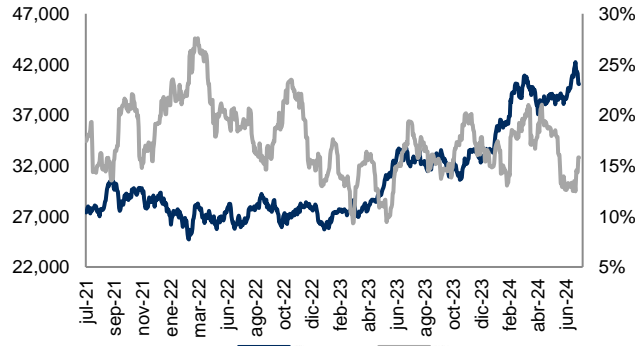
FTSE-100 (Londres) Cierre: 8,155.72 Volat: 8.3%



DAX (Frankfurt) Cierre: 18,171.93 Volat: 13.0%



NIKKEI-225 (Tokio) Cierre: 40,063.79 Volat: 15.8%



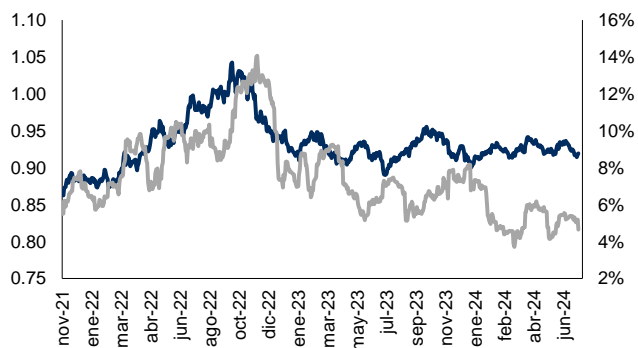
Índice	Rend. 7d	Rend. 30d	Rend. Año
S&P 500	-1.97%	0.33%	15.41%
NASDAQ	-3.65%	-0.76%	18.09%
BOVESPA	-3.94%	3.10%	-17.53%
MERVAL	-9.04%	-2.44%	47.66%
FTSE100	-1.73%	0.97%	7.05%
DAX	-3.33%	1.84%	6.91%
NIKK225	-2.49%	4.26%	7.19%
IPC	-4.64%	2.75%	-12.08%
DJI	0.72%	3.74%	6.89%
CAC40	-2.72%	0.78%	-1.56%
HANGSENG	-4.82%	-5.53%	2.15%
TSE300	-0.66%	5.25%	4.47%
IBEX	-1.71%	1.54%	8.16%

Cifras al 19 de julio de 2024. Índices en USD.

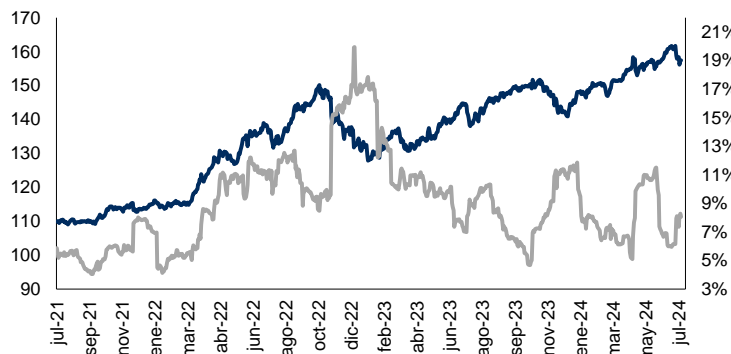


Monitor de Divisas

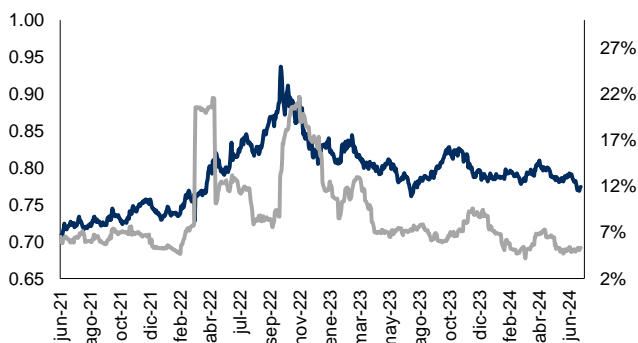
Euro (€) Cierre: 0.92 Volat: 4.7%



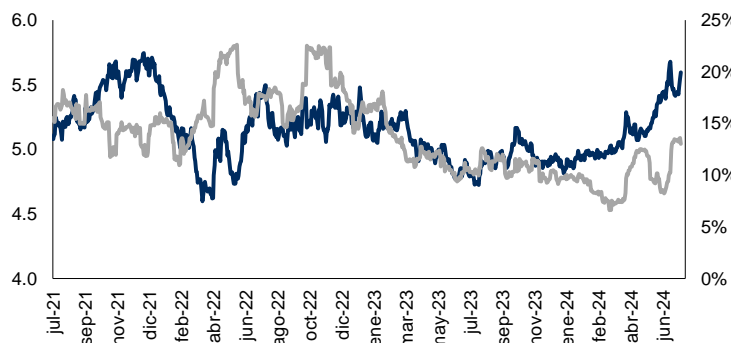
Yen Japonés (¥) Cierre: 157.49 Volat: 8.1%



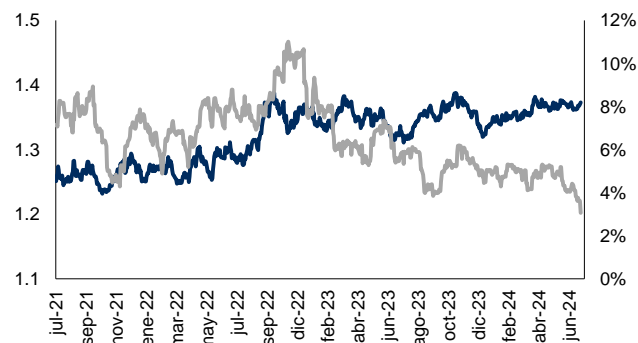
Libra Esterlina (£) Cierre: 0.77 Volat: 5.3%



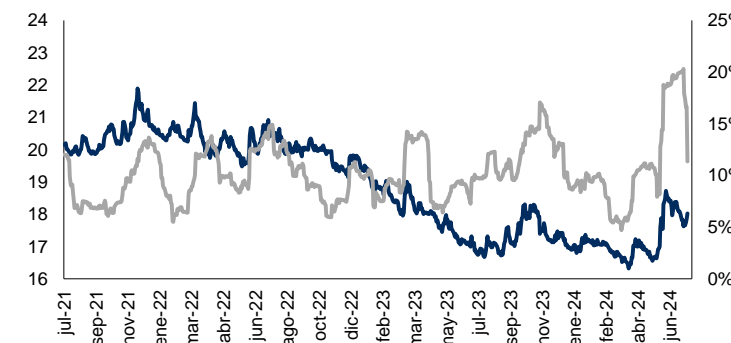
Real Brasileño Cierre: 5.60 Volat: 13.0%



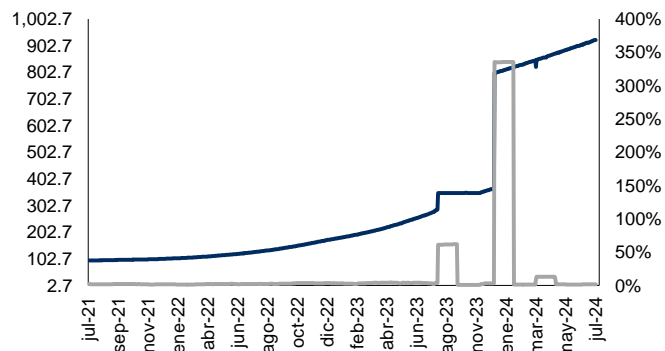
Dólar Canadiense Cierre: 1.37 Volat: 3.1%



Peso Mexicano Cierre: 18.02 Volat: 11.3%



Peso Argentino Cierre: 924.00 Volat: 1.9%



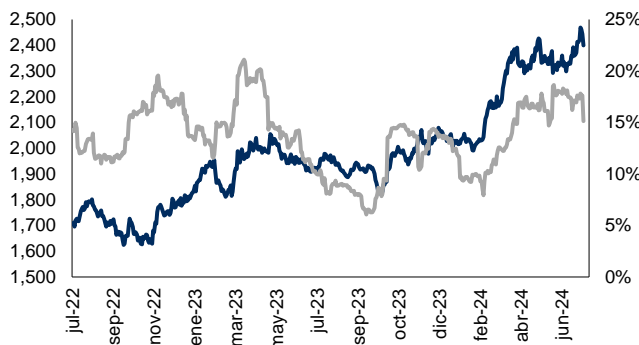
Moneda	Ultimo	7d	30d	Acumulado
Euro	0.92	-0.27%	1.26%	-1.45%
Yen	157.49	0.25%	0.37%	-10.47%
Libra	0.77	-0.56%	1.58%	1.51%
Real	5.60	-2.98%	-2.84%	-13.28%
Dólar Can	1.37	-0.74%	-0.20%	-3.50%
Peso Mex	18.02	-2.17%	2.20%	-6.20%
Peso Arg	924.00	-0.54%	-1.98%	-12.51%

Cifras al 19 de julio de 2024. Cotizaciones con respecto al USD.

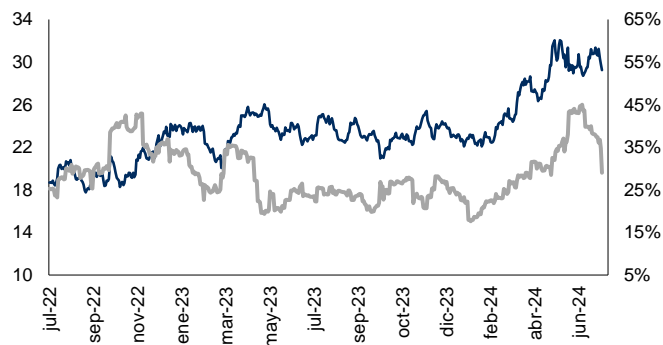


Monitor de Metales y Otros Commodities

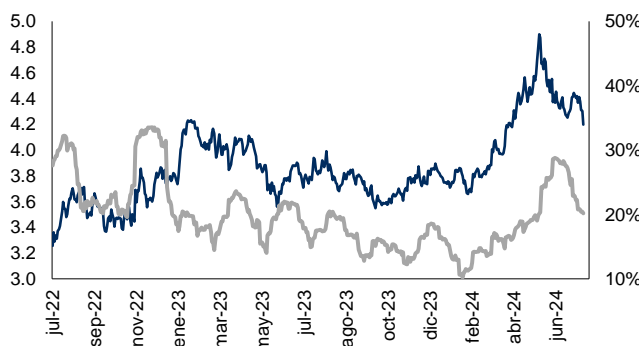
Oro (USD / T. Oz.) Cierre: 2,399.911 Volat.: 15.1%



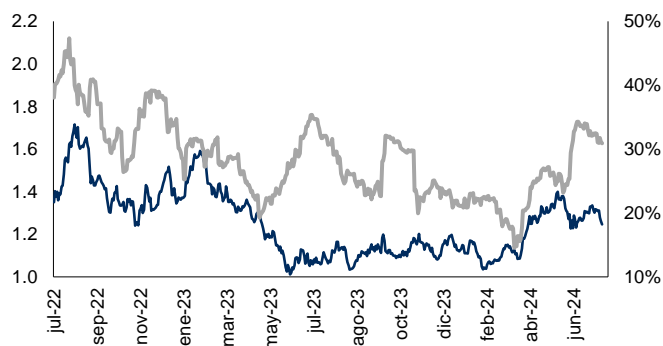
Plata (USD / T. Oz.) Cierre: 29.260 Volat.: 29.0%



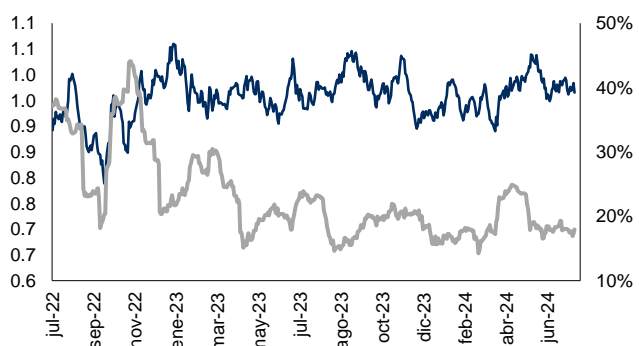
Cobre (USD / libra) Cierre: 4.198 Volat.: 20.2%



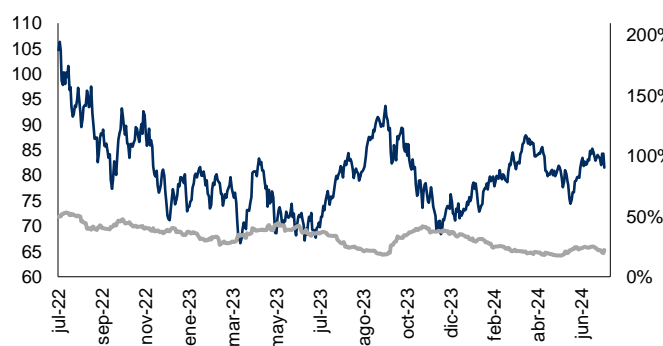
Zinc (USD / libra) Cierre: 1.247 Volat.: 30.9%



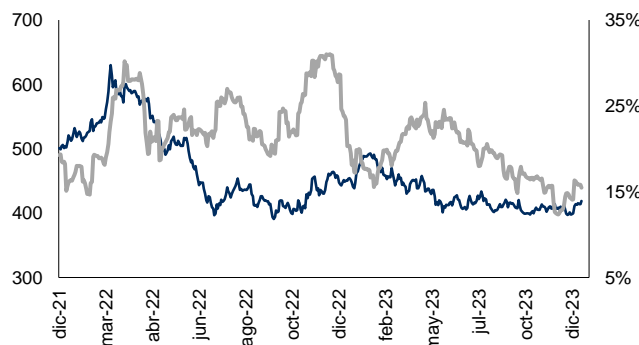
Plomo (USD / libra) Cierre: 0.965 Volat.: 18.0%



WTI (USD / barril) Cierre: 81.530 Volat.: 22.1%



Acero (Indice) Cierre: 437.993 Volat.: 15.9%



Metal	Ultimo	7d	30d	Acumulado
Oro	2399.91	-0.47%	3.00%	16.35%
Plata	29.26	-4.91%	-1.68%	23.15%
Cobre	4.20	-3.87%	-2.91%	8.50%
Plomo	0.97	-0.45%	-0.58%	3.64%
Zinc	1.25	-5.20%	-1.22%	4.67%
WTI	81.53	-2.46%	-1.5%	12.70%
Acero	437.99	-5.39%	-4.35%	3.63%

Cifras al 19 de julio del 2024.

