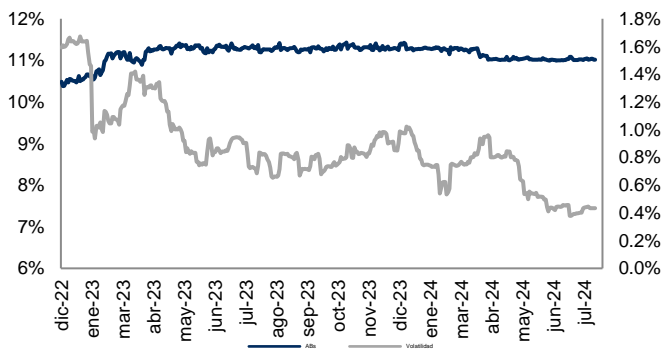
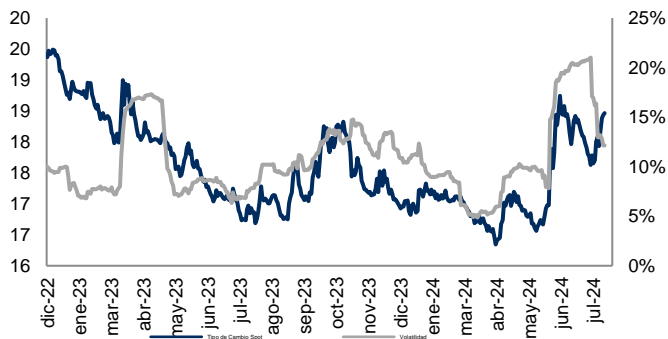


Monitor de Mercados Financieros

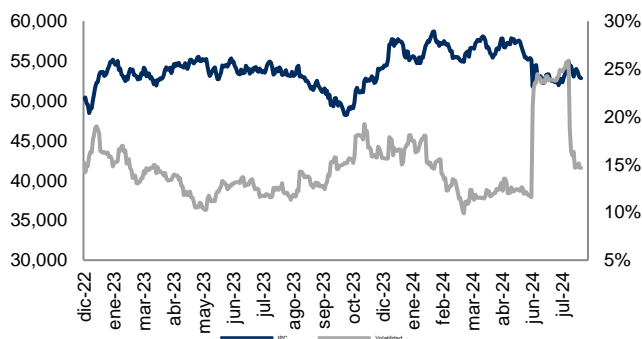
ABs y Volatilidad Cierre: 11.0% Volat: 0.4%



Tipo Cambio y Volatilidad Cierre: 18.4670 Volat: 12.1%



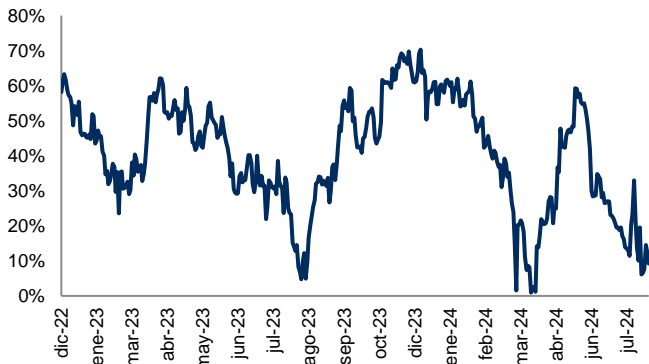
IPC y Volatilidad Cierre: 52,819.58 Volat: 14.7%



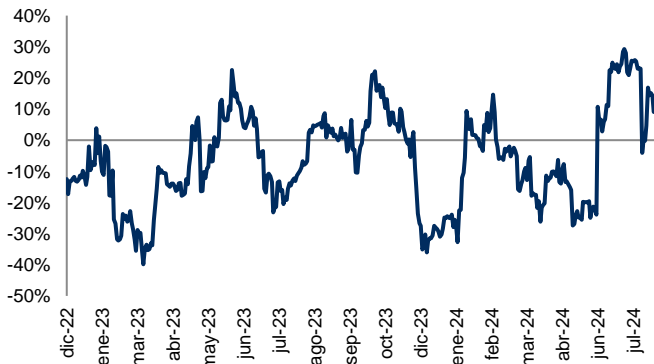
DJI y Volatilidad Cierre: 40,589.34 Volat: 10.9%



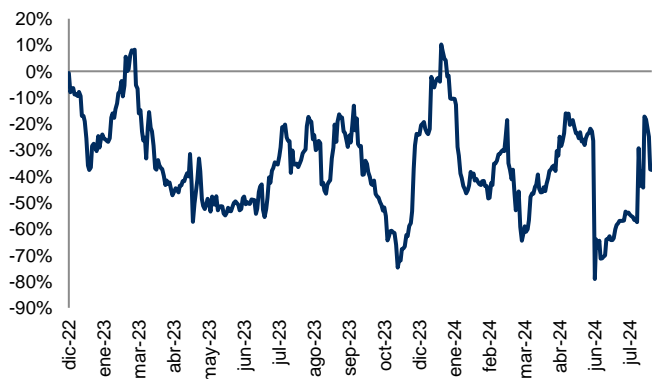
Correlación entre IPC y DJI Correl: 9.2%



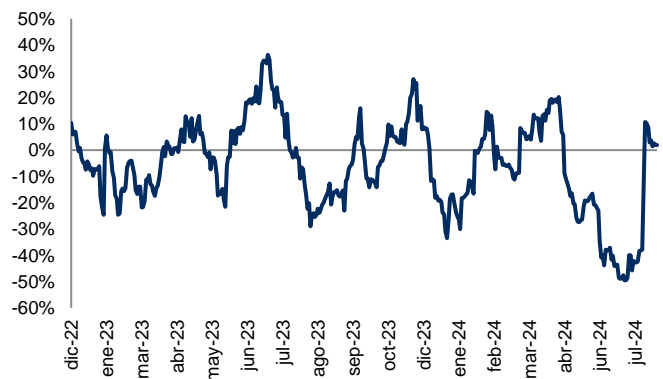
Correlación entre Tipo Cambio y ABs Correl: 9.0%



Correlación entre IPC y Tipo Cambio Correl: -37.6%

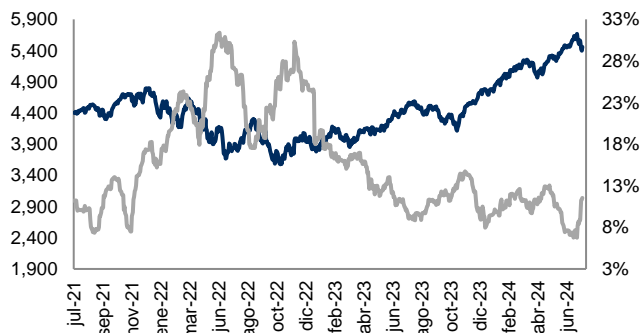


Correlación entre IPC y Abs Correl: 1.9%

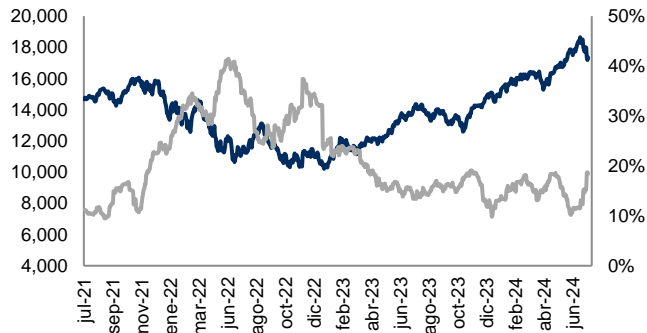


Monitor de Mercados

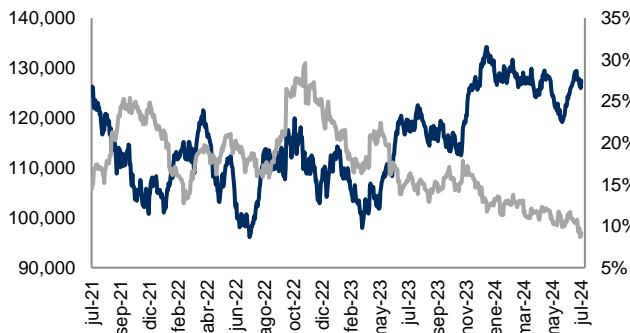
S&P 500 (EUA) Cierre: 5,459.10 Volat: 11.5%



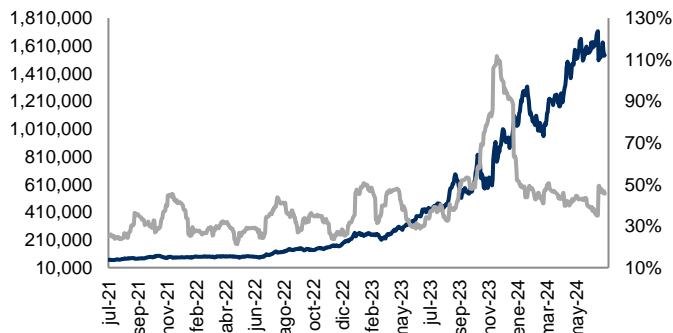
NASDAQ (EUA) Cierre: 17,357.88 Volat: 18.4%



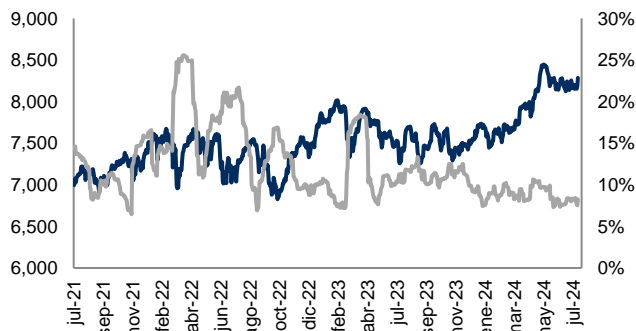
BOVESPA (Sao Paulo) Cierre: 127,492.49 Volat: 9.2%



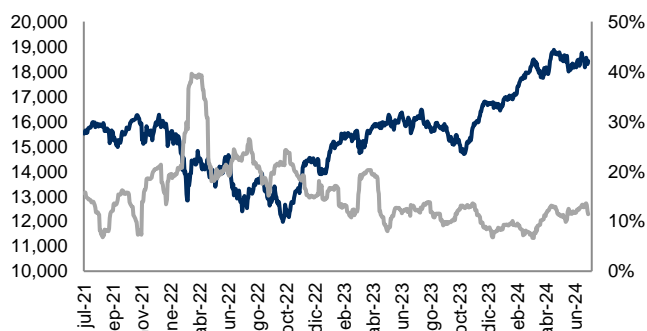
MERVAL (Buenos Aires) Cierre: 1,542,021.75 Volat: 45.5%



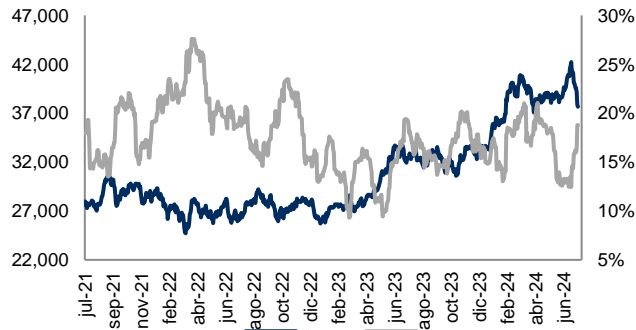
FTSE-100 (Londres) Cierre: 8,285.71 Volat: 8.2%



DAX (Frankfurt) Cierre: 18,417.55 Volat: 11.4%



NIKKEI-225 (Tokio) Cierre: 37,667.41 Volat: 18.8%



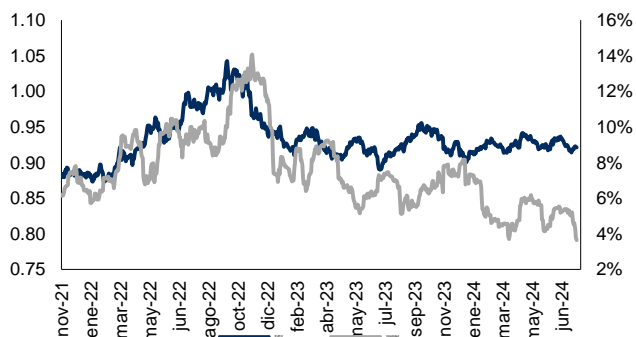
Índice	Rend. 7d	Rend. 30d	Rend. Año
S&P 500	-0.83%	-0.34%	14.45%
NASDAQ	-2.08%	-2.51%	15.63%
BOVESPA	-1.32%	1.29%	-18.62%
MERVAL	-2.20%	-3.96%	44.42%
FTSE100	1.22%	2.77%	8.36%
DAX	1.17%	3.14%	8.15%
NIKK225	-3.68%	-0.67%	3.25%
IPC	-3.67%	0.13%	-15.31%
DJI	0.75%	3.74%	7.69%
CAC40	-0.41%	0.44%	-1.96%
HANGSENG	-2.23%	-5.88%	-0.13%
TSE300	-0.19%	3.68%	4.28%
IBEX	0.52%	2.91%	8.73%

Cifras al 26 de julio de 2024. Índices en USD.

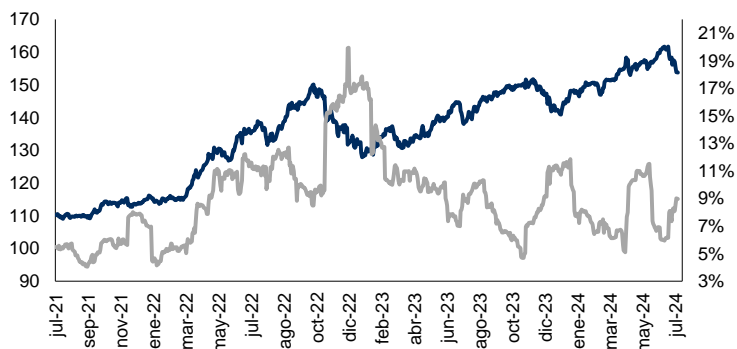


Monitor de Divisas

Euro (€) Cierre: 0.92 Volat: 3.6%



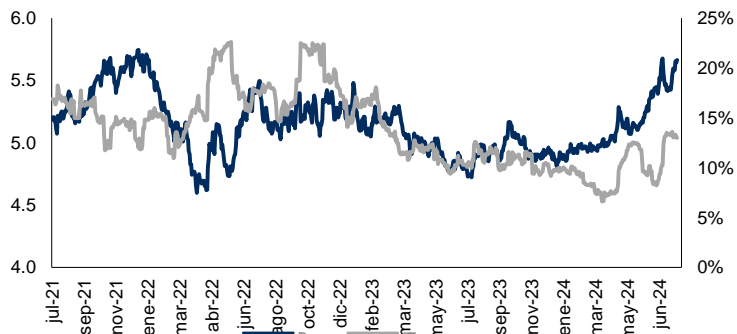
Yen Japonés (¥) Cierre: 153.72 Volat: 9.0%



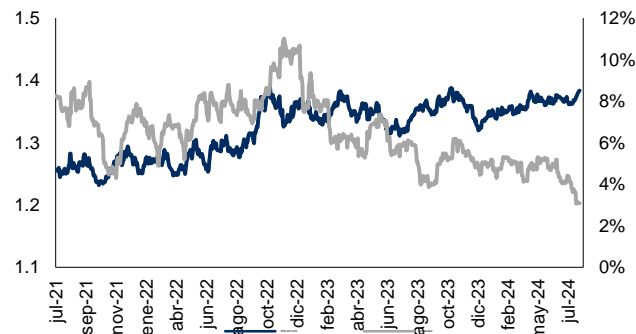
Libra Esterlina (£) Cierre: 0.78 Volat: 5.0%



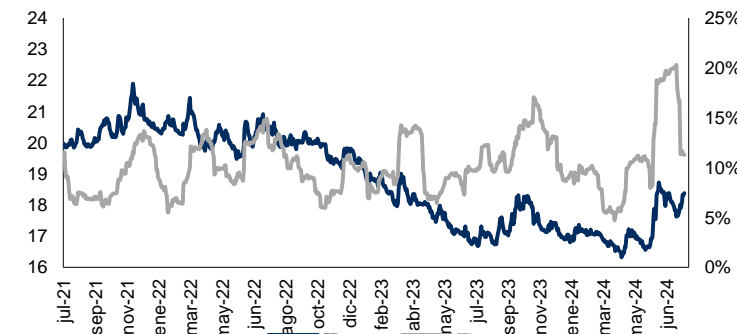
Real Brasileño Cierre: 5.66 Volat: 13.0%



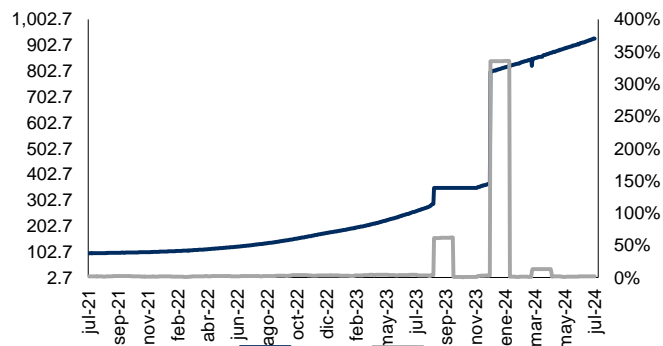
Dólar Canadiense Cierre: 1.38 Volat: 3.1%



Peso Mexicano Cierre: 18.38 Volat: 11.3%



Peso Argentino Cierre: 928.50 Volat: 1.9%



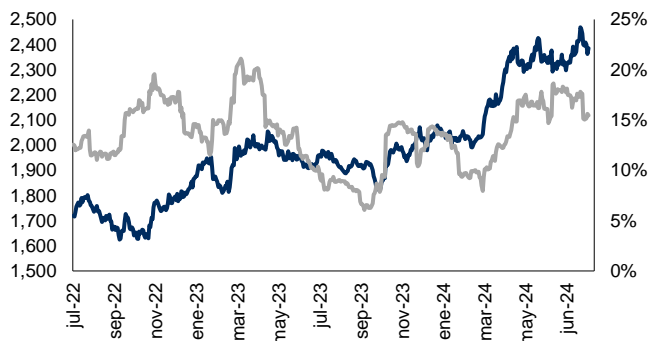
Moneda	Ultimo	7d	30d	Acumulado
Euro	0.92	-0.18%	1.67%	-1.63%
Yen	153.72	2.45%	4.60%	-8.27%
Libra	0.78	-0.36%	2.02%	1.14%
Real	5.66	-1.23%	-2.57%	-14.35%
Dólar Can	1.38	-0.73%	-0.96%	-4.21%
Peso Mex	18.38	-1.95%	-0.92%	-8.04%
Peso Arg	928.50	-0.48%	-1.94%	-12.93%

Cifras al 26 de julio de 2024. Cotizaciones con respecto al USD.

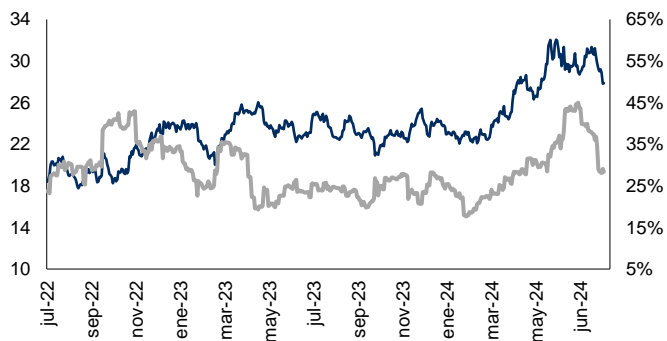


Monitor de Metales y Otros Commodities

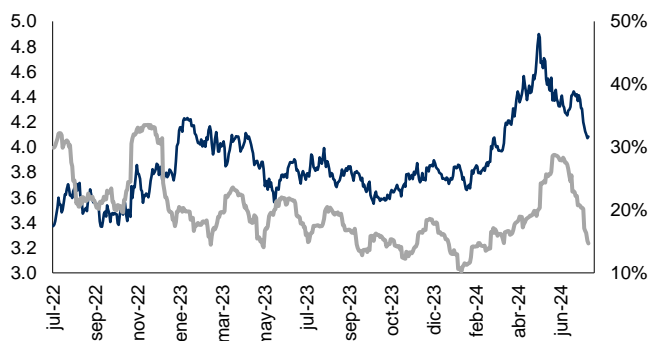
Oro (USD / T. Oz.) Cierre: 2,385.575 Volat.: 15.5%



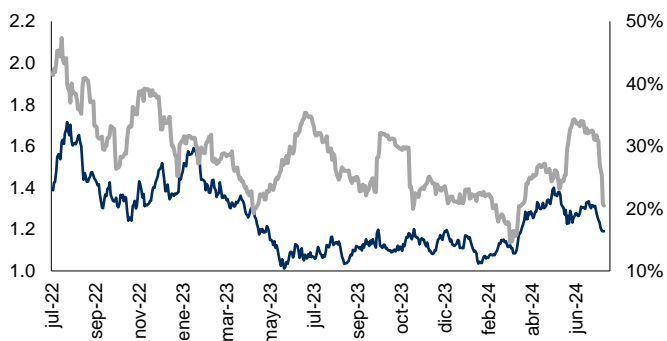
Plata (USD / T. Oz.) Cierre: 27.890 Volat.: 28.4%



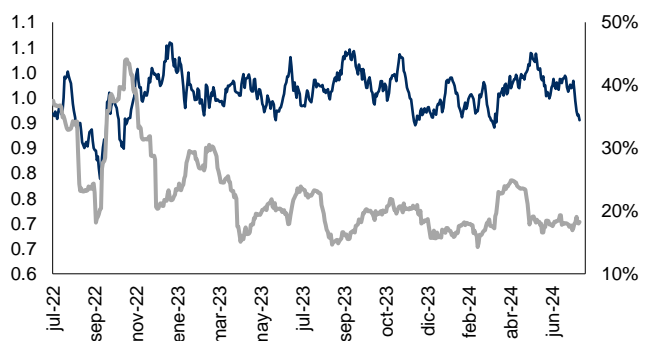
Cobre (USD / libra) Cierre: 4.084 Volat.: 14.7%



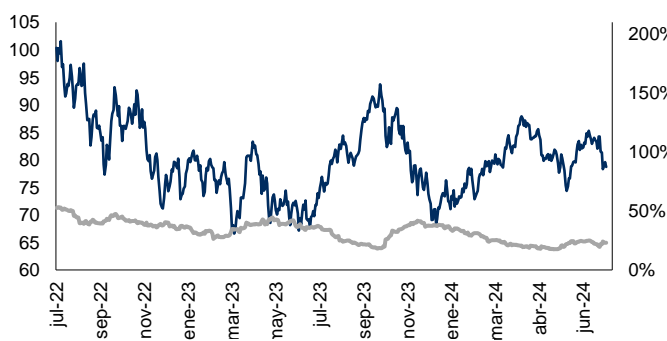
Zinc (USD / libra) Cierre: 1.191 Volat.: 20.5%



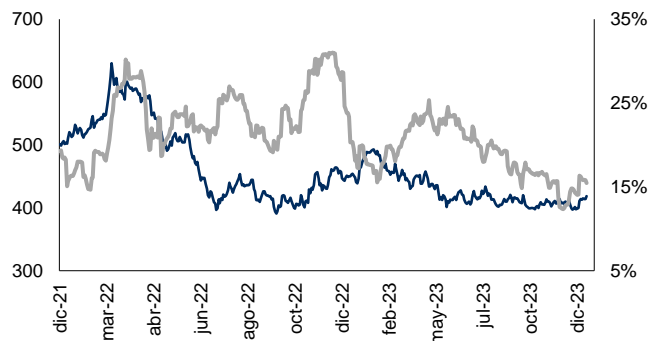
Plomo (USD / libra) Cierre: 0.905 Volat.: 18.2%



WTI (USD / barril) Cierre: 78.730 Volat.: 23.1%



Acero (Indice) Cierre: 426.365 Volat.: 15.7%



Metal	Ultimo	7d	30d	Acumulado
Oro	2385.58	-0.60%	3.80%	15.66%
Plata	27.89	-4.68%	-2.86%	17.38%
Cobre	4.08	-2.72%	-4.45%	5.55%
Plomo	0.91	-6.21%	-7.69%	-2.80%
Zinc	1.19	-4.47%	-6.69%	-0.02%
WTI	78.73	-3.43%	-4.3%	8.83%
Acero	426.36	-2.65%	-6.75%	0.88%

Cifras al 26 de julio del 2024.

