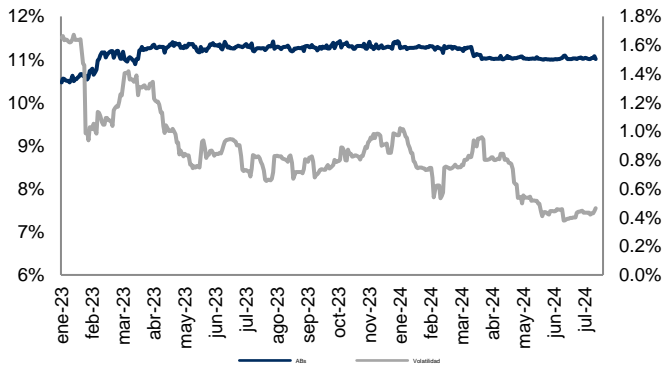
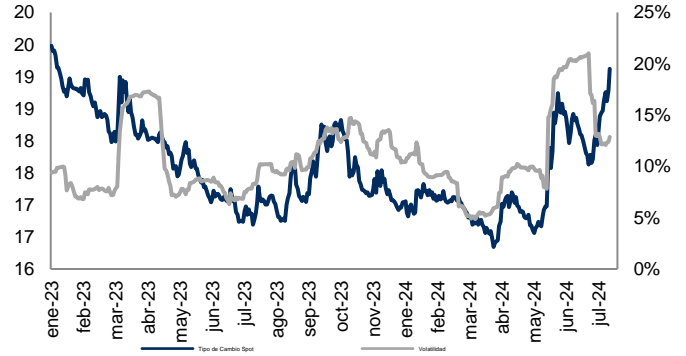


Monitor de Mercados Financieros

ABs y Volatilidad Cierre: 11.0% Volat: 0.5%



Tipo Cambio y Volatilidad Cierre: 19.1230 Volat: 12.9%



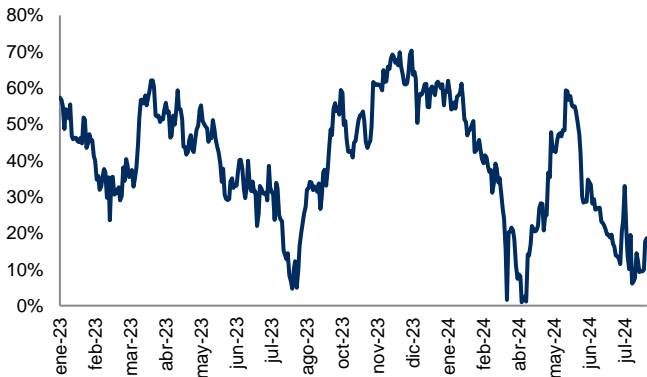
IPC y Volatilidad Cierre: 52,242.38 Volat: 15.0%



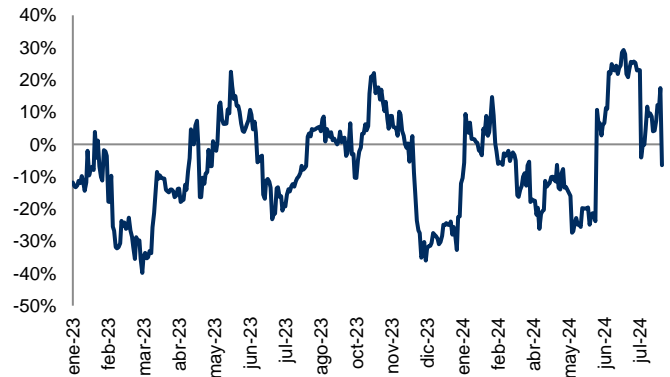
DJI y Volatilidad Cierre: 39,737.26 Volat: 12.4%



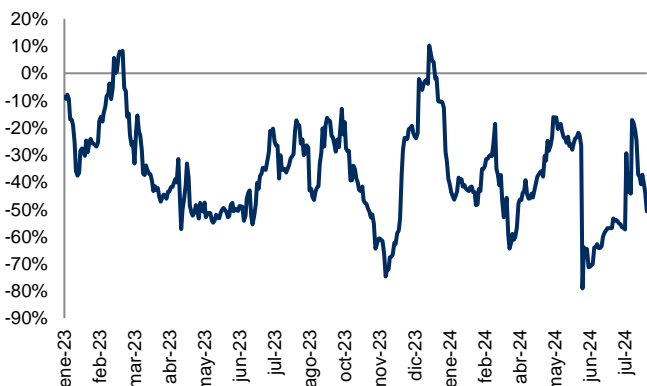
Correlación entre IPC y DJI Correl: 18.6%



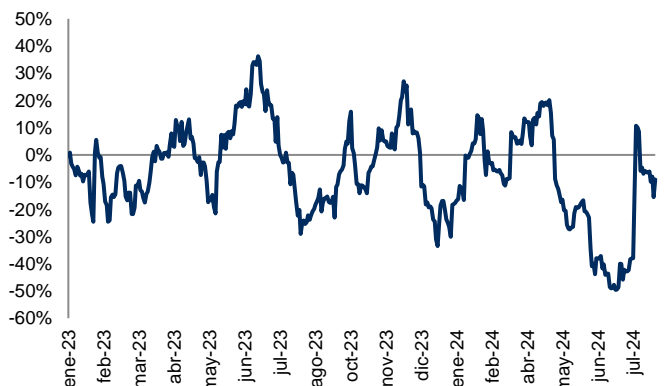
Correlación entre Tipo Cambio y ABs Correl: -6.5%



Correlación entre IPC y Tipo Cambio Correl: -50.6%

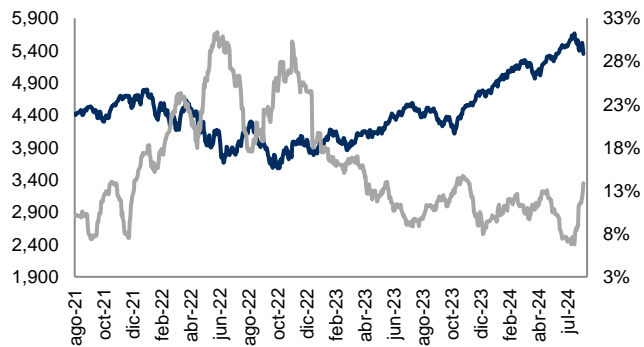


Correlación entre IPC y Abs Correl: -9.1%

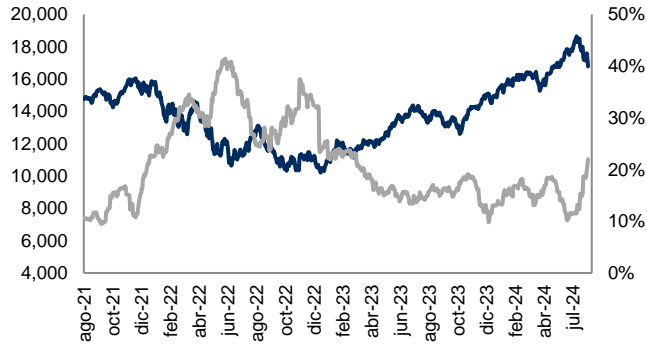


Monitor de Mercados

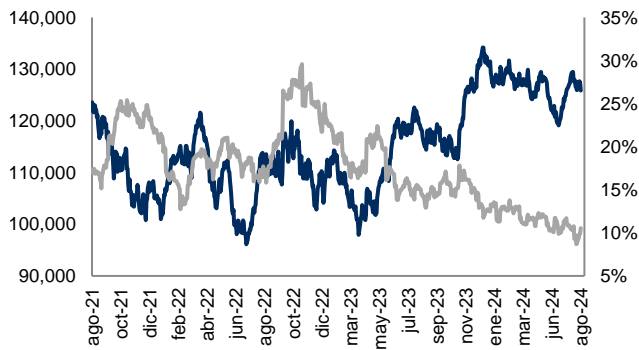
S&P 500 (EUA) Cierre: 5,346.56 Volat: 13.9%



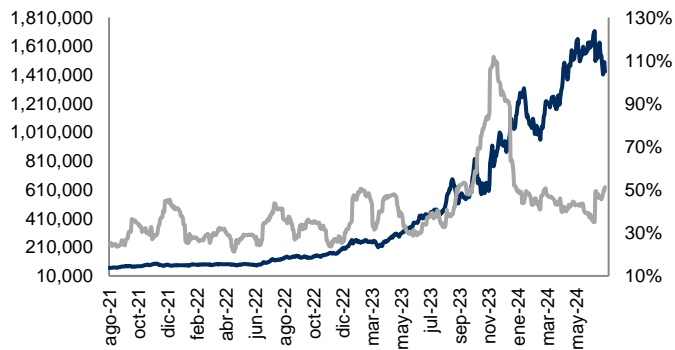
NASDAQ (EUA) Cierre: 16,776.16 Volat: 22.0%



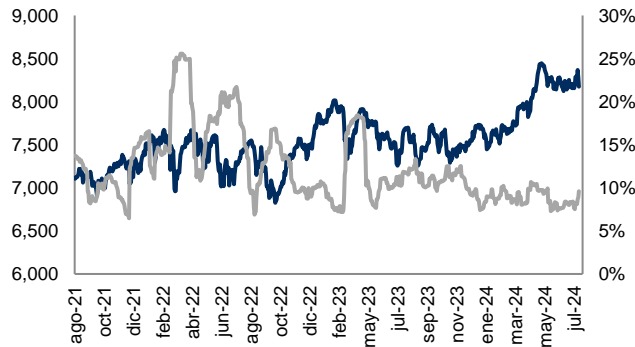
BOVESPA (Sao Paulo) Cierre: 125,854.09 Volat: 10.6%



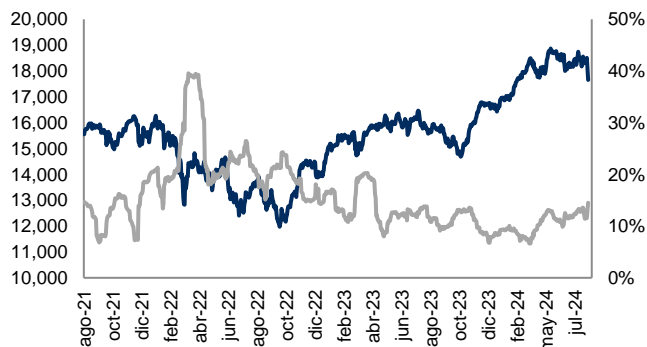
MERVAL (Buenos Aires) Cierre: 1,433,349.87 Volat: 51.1%



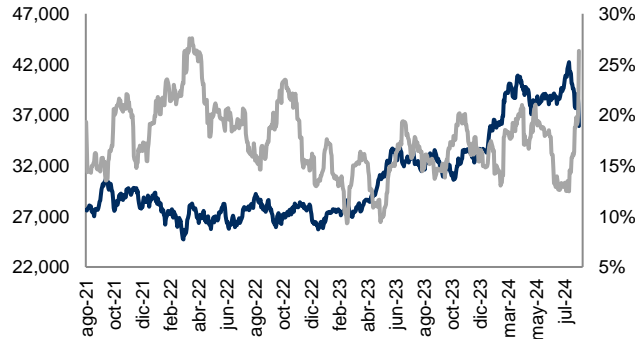
FTSE-100 (Londres) Cierre: 8,174.71 Volat: 9.6%



DAX (Frankfurt) Cierre: 17,661.22 Volat: 14.5%



NIKKEI-225 (Tokio) Cierre: 35,909.70 Volat: 26.3%



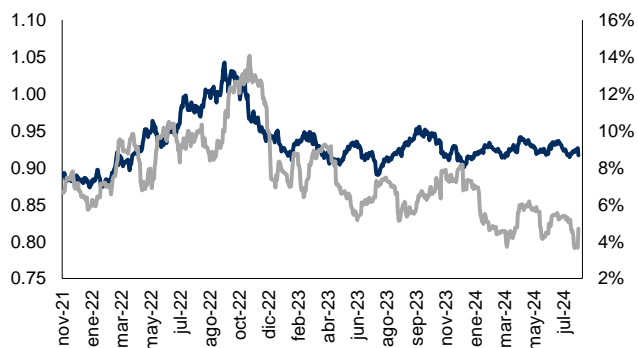
Índice	Rend. 7d	Rend. 30d	Rend. Año
S&P 500	-2.06%	-3.44%	12.09%
NASDAQ	-3.35%	-7.76%	11.76%
BOVESPA	-2.36%	-2.84%	-20.54%
MERVAL	-7.50%	-12.48%	33.59%
FTSE100	-1.91%	0.48%	6.30%
DAX	-3.66%	-2.79%	4.20%
NIKK225	0.00%	-2.37%	3.25%
IPC	-4.91%	-6.23%	-19.47%
DJI	-2.10%	1.09%	5.43%
CAC40	-3.08%	-3.91%	-4.99%
HANGSENG	-0.44%	-5.70%	-0.57%
TSE300	-2.85%	-1.67%	1.31%
IBEX	-3.97%	-2.38%	4.42%

Cifras al 02 de agosto de 2024. Índices en USD.

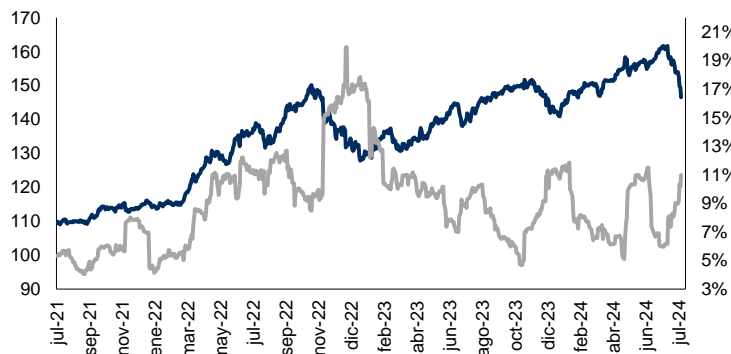


Monitor de Divisas

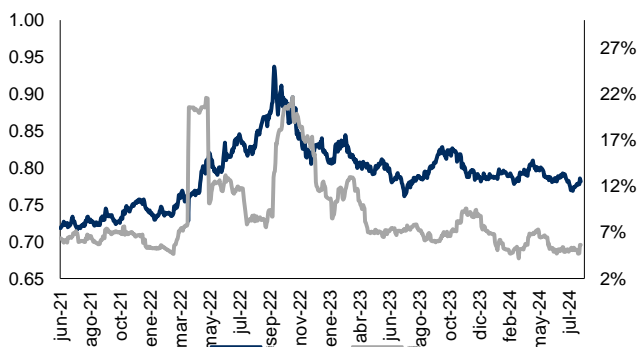
Euro (€) Cierre: 0.92 Volat: 4.7%



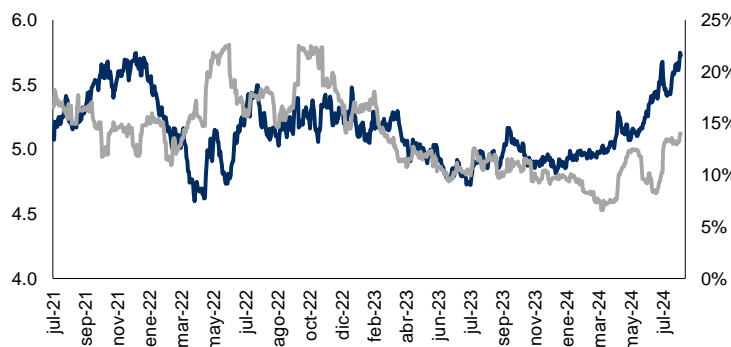
Yen Japonés (¥) Cierre: 146.54 Volat: 11.0%



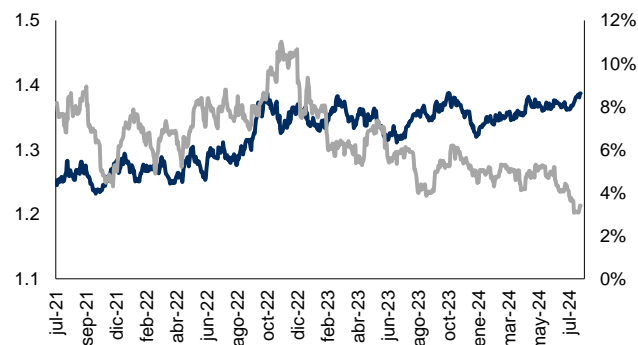
Libra Esterlina (£) Cierre: 0.78 Volat: 5.6%



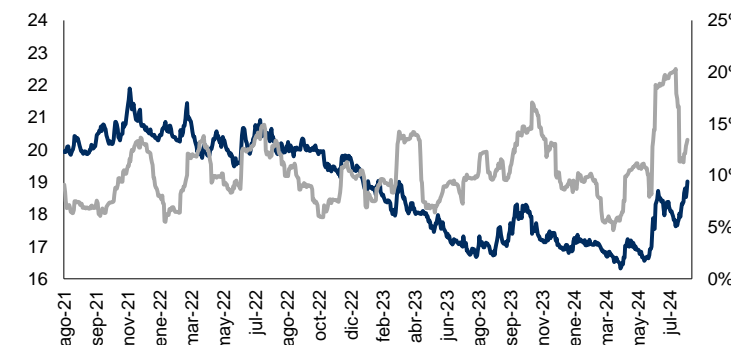
Real Brasileño Cierre: 5.73 Volat: 14.0%



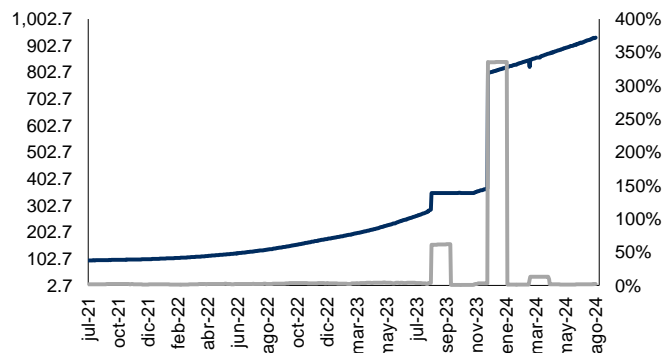
Dólar Canadiense Cierre: 1.39 Volat: 3.4%



Peso Mexicano Cierre: 19.02 Volat: 13.5%



Peso Argentino Cierre: 933.00 Volat: 1.9%



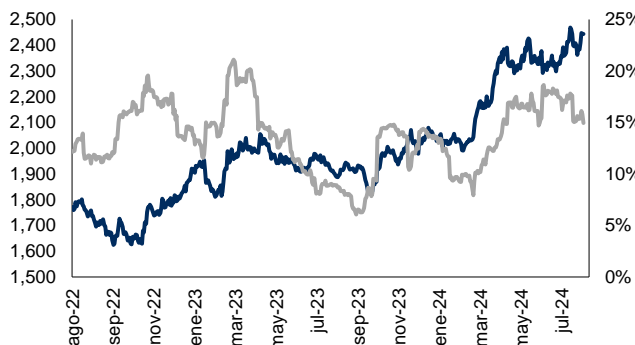
Moneda	Ultimo	7d	30d	Acumulado
Euro	0.92	0.47%	1.13%	-1.17%
Yen	146.54	4.90%	10.33%	-3.78%
Libra	0.78	-0.57%	0.44%	0.56%
Real	5.73	-1.09%	-2.99%	-15.28%
Dólar Can	1.39	-0.28%	-1.69%	-4.48%
Peso Mex	19.02	-3.35%	-4.67%	-11.12%
Peso Arg	933.00	-0.48%	-2.09%	-13.35%

Cifras al 02 de agosto de 2024. Cotizaciones con respecto al USD.

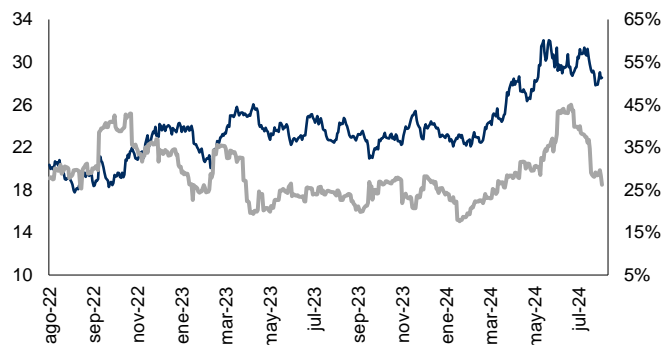


Monitor de Metales y Otros Commodities

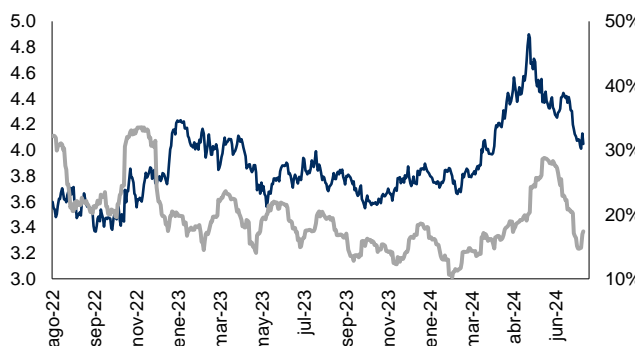
Oro (USD / T. Oz.) Cierre: 2,443.295 Volat.: 14.9%



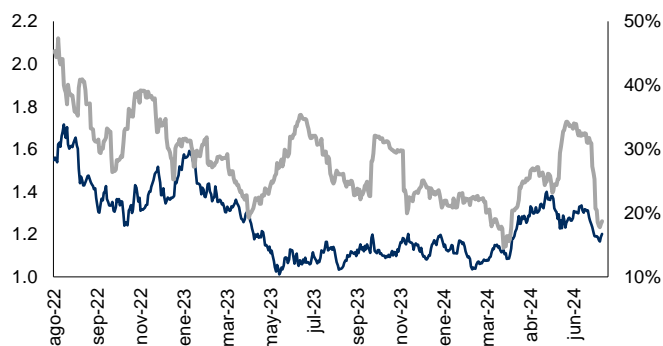
Plata (USD / T. Oz.) Cierre: 28.545 Volat.: 26.2%



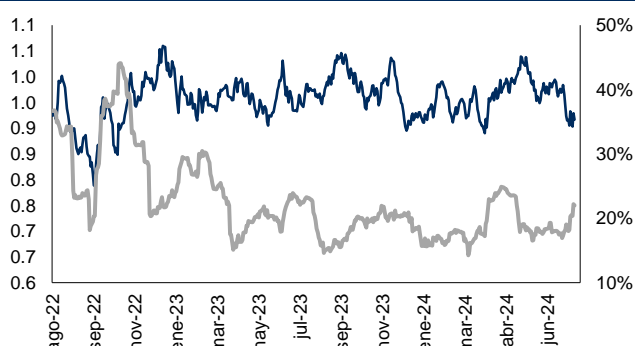
Cobre (USD / libra) Cierre: 4.048 Volat.: 17.4%



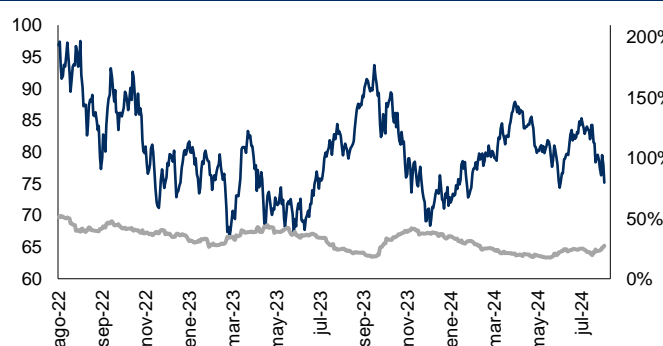
Zinc (USD / libra) Cierre: 1.201 Volat.: 18.7%



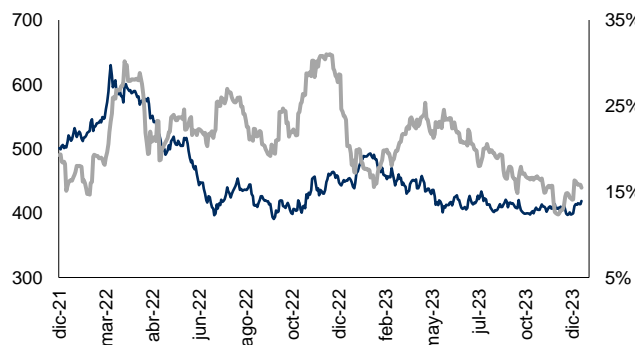
Plomo (USD / libra) Cierre: 0.917 Volat.: 22.0%



WTI (USD / barril) Cierre: 75.140 Volat.: 27.4%



Acero (Indice) Cierre: 422.989 Volat.: 15.3%



Metal	Ultimo	7d	30d	Acumulado
Oro	2443.29	2.42%	3.64%	18.46%
Plata	28.55	2.35%	-6.40%	20.14%
Cobre	4.05	-0.88%	-6.33%	4.61%
Plomo	0.92	1.31%	-6.36%	-1.53%
Zinc	1.20	0.84%	-7.54%	0.83%
WTI	75.14	-4.56%	-11.9%	3.87%
Acero	422.99	-0.79%	-9.43%	0.08%

Cifras al 02 de agosto del 2024.

