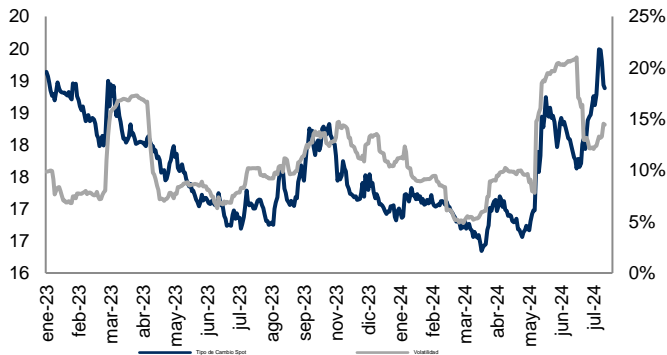


# Monitor de Mercados Financieros

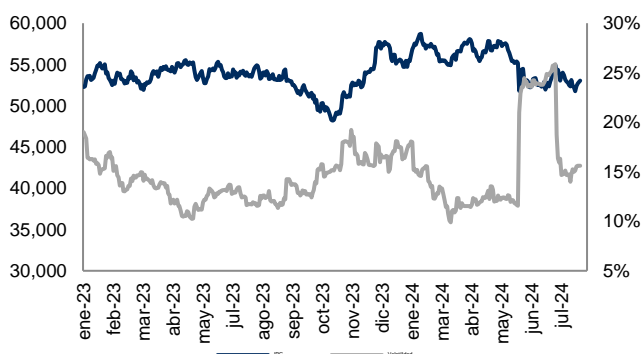
**ABs y Volatilidad** Cierre: 11.0% Volat: 0.5%



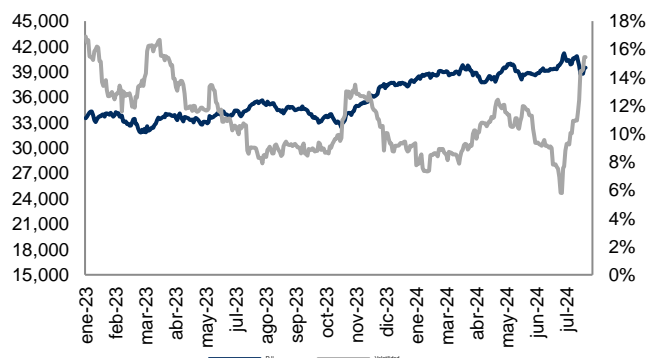
**Tipo Cambio y Volatilidad** Cierre: 18.8790 Volat: 14.5%



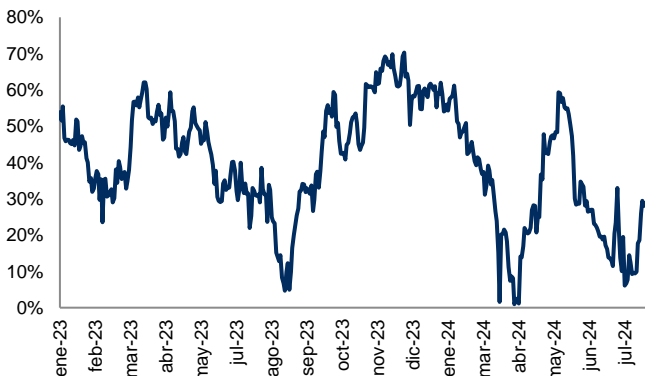
**IPC y Volatilidad** Cierre: 53,051.54 Volat: 15.6%



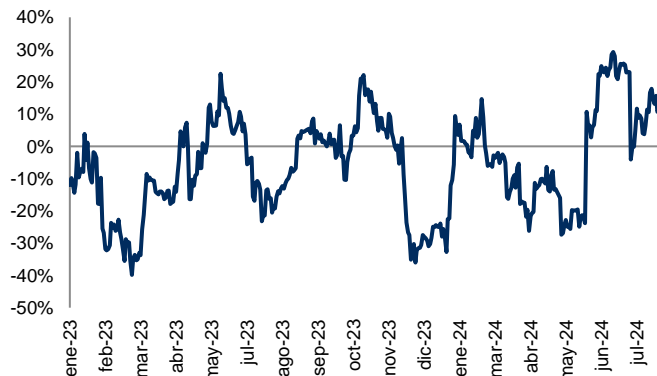
**DJI y Volatilidad** Cierre: 39,497.54 Volat: 15.5%



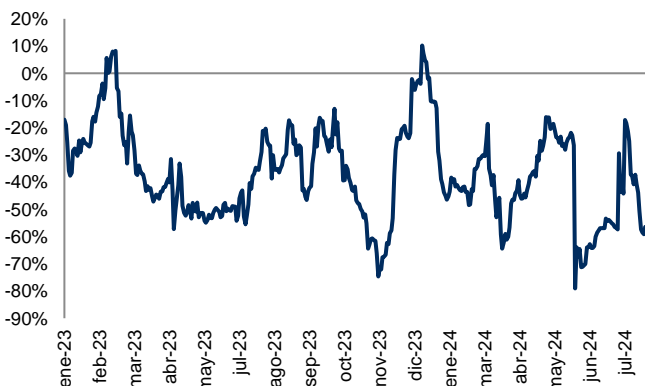
**Correlación entre IPC y DJI** Correl: 28.9%



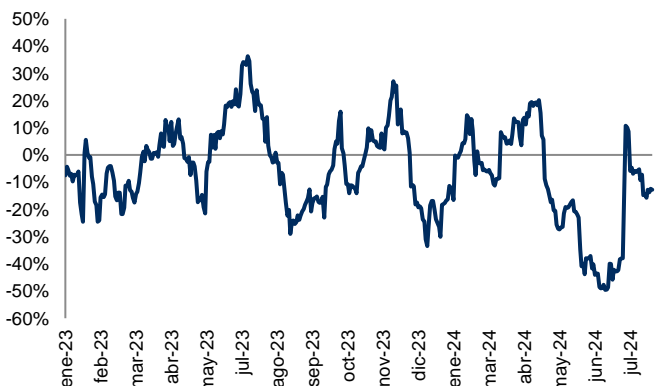
**Correlación entre Tipo Cambio y ABs** Correl: 11.6%



**Correlación entre IPC y Tipo Cambio** Correl: -56.6%

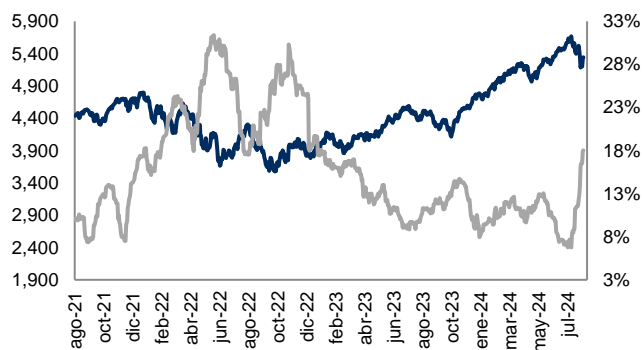


**Correlación entre IPC y Abs** Correl: -12.8%

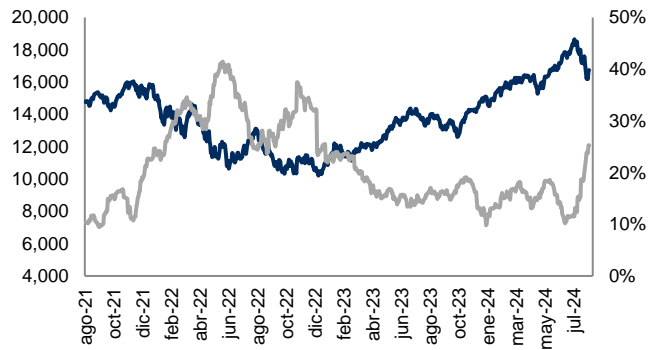


# Monitor de Mercados

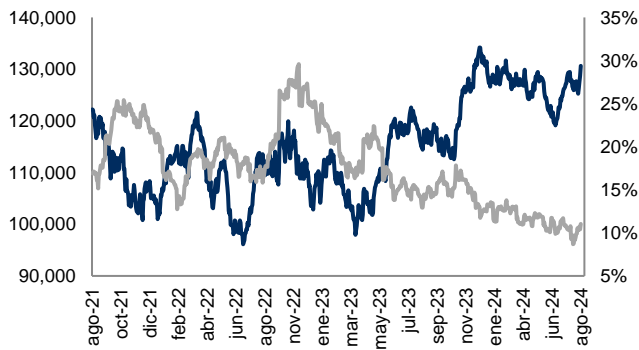
**S&P 500 (EUA)** Cierre: 5,344.16 Volat: 18.0%



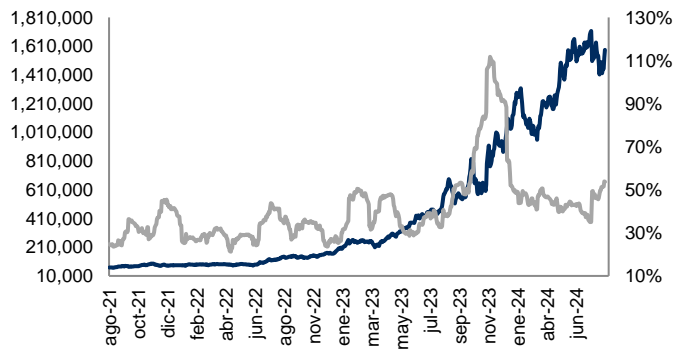
**NASDAQ (EUA)** Cierre: 16,745.30 Volat: 25.3%



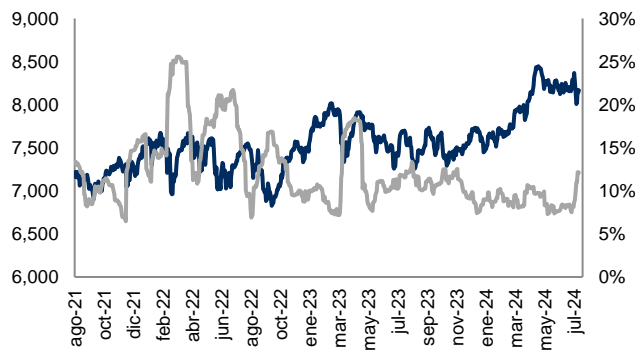
**BOVESPA (Sao Paulo)** Cierre: 130,614.59 Volat: 11.0%



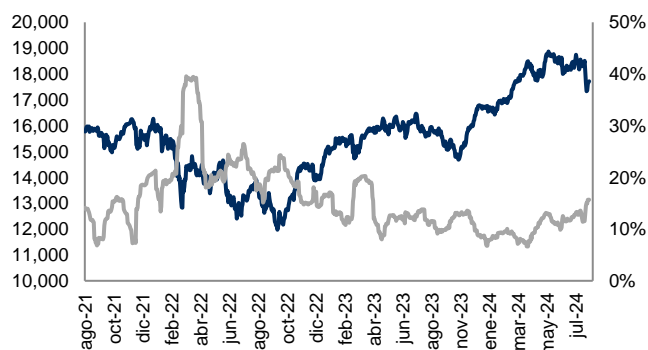
**MERVAL (Buenos Aires)** Cierre: 1,583,894.86 Volat: 53.7%



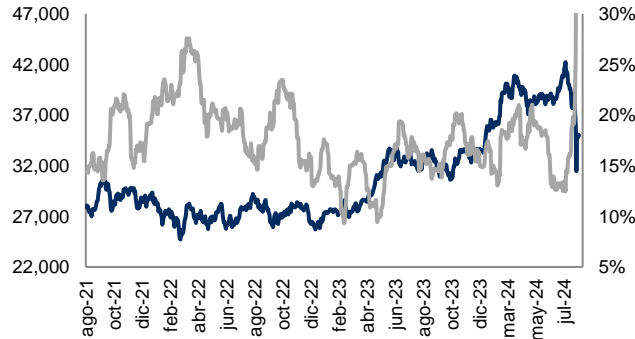
**FTSE-100 (Londres)** Cierre: 8,168.10 Volat: 12.1%



**DAX (Frankfurt)** Cierre: 17,722.88 Volat: 15.7%



**NIKKEI-225 (Tokio)** Cierre: 35,025.00 Volat: 53.1%



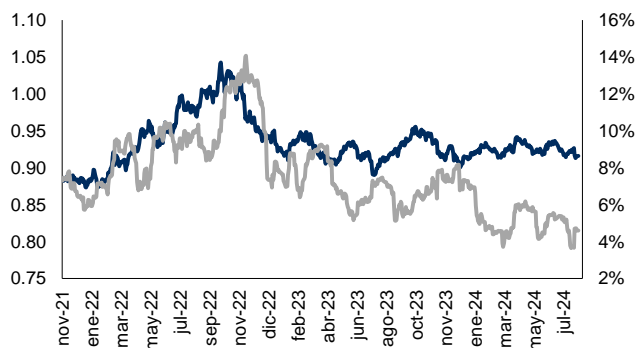
Índice	Rend. 7d	Rend. 30d	Rend. Año
S&P 500	-0.04%	-5.14%	12.04%
NASDAQ	-0.18%	-10.20%	11.55%
BOVESPA	7.98%	0.98%	-14.20%
MERVAL	10.09%	-8.08%	47.07%
FTSE100	-0.39%	-0.99%	5.89%
DAX	0.42%	-2.95%	4.64%
NIKK225	-2.51%	-7.67%	0.66%
IPC	3.37%	-7.50%	-16.75%
DJI	-0.60%	-0.56%	4.80%
CAC40	0.32%	-3.25%	-4.68%
HANGSENG	0.97%	-2.02%	0.39%
TSE300	1.42%	-0.98%	2.75%
IBEX	-0.25%	-3.15%	4.16%

Cifras al 09 de agosto de 2024. Índices en USD.

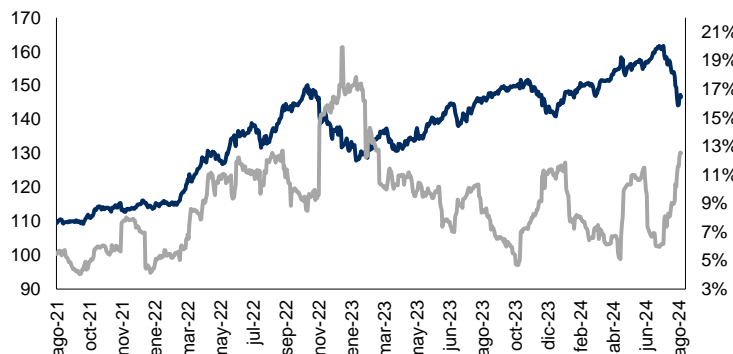


# Monitor de Divisas

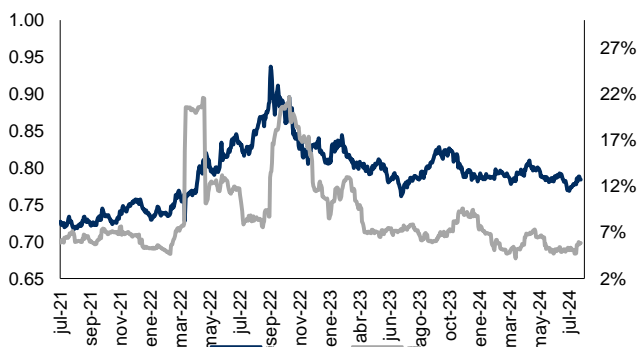
**Euro (€)** Cierre: 0.92 Volat: 4.6%



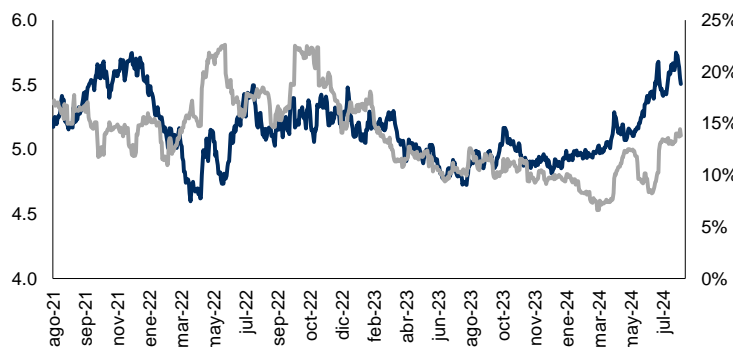
**Yen Japonés (¥)** Cierre: 146.61 Volat: 12.5%



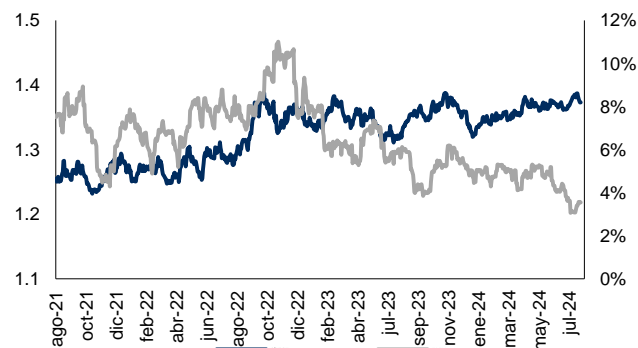
**Libra Esterlina (£)** Cierre: 0.78 Volat: 5.8%



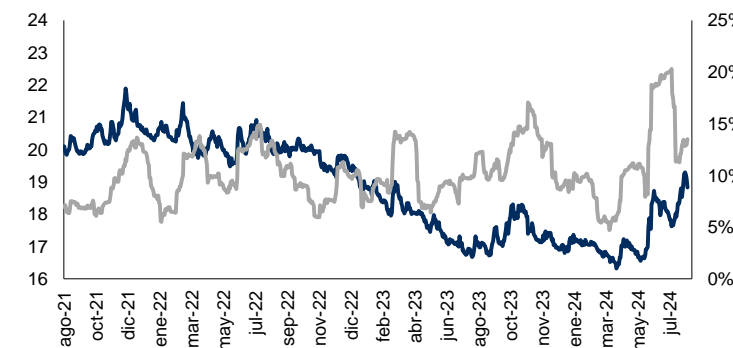
**Real Brasileño** Cierre: 5.50 Volat: 13.8%



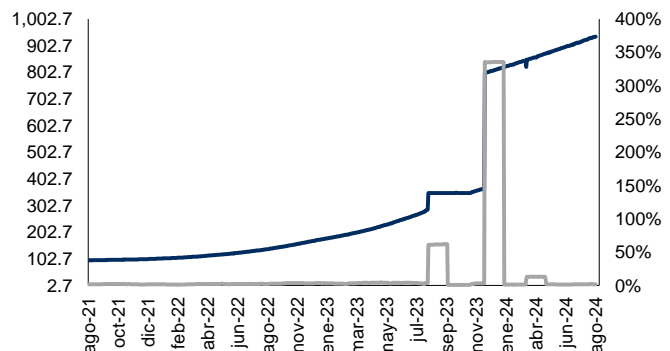
**Dólar Canadiense** Cierre: 1.37 Volat: 3.5%



**Peso Mexicano** Cierre: 18.83 Volat: 13.5%



**Peso Argentino** Cierre: 936.50 Volat: 1.8%



Moneda	Ultimo	7d	30d	Acumulado
<b>Euro</b>	0.92	0.07%	0.79%	-1.10%
<b>Yen</b>	146.61	-0.05%	10.27%	-3.83%
<b>Libra</b>	0.78	-0.30%	-0.68%	0.25%
<b>Real</b>	5.50	4.04%	-1.64%	-11.86%
<b>Dólar Can</b>	1.37	1.04%	-0.81%	-3.48%
<b>Peso Mex</b>	18.83	1.01%	-5.33%	-10.22%
<b>Peso Arg</b>	936.50	-0.37%	-1.92%	-13.67%

Cifras al 09 de agosto de 2024. Cotizaciones con respecto al USD.

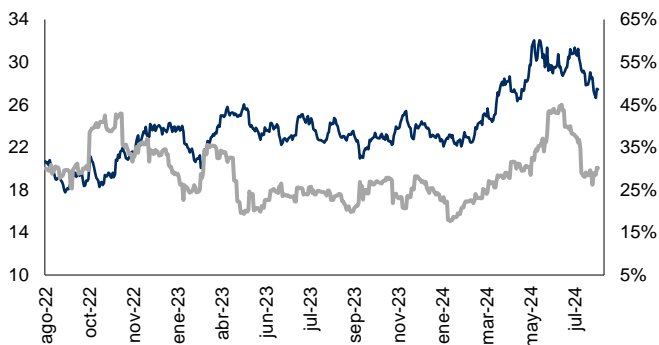


# Monitor de Metales y Otros Commodities

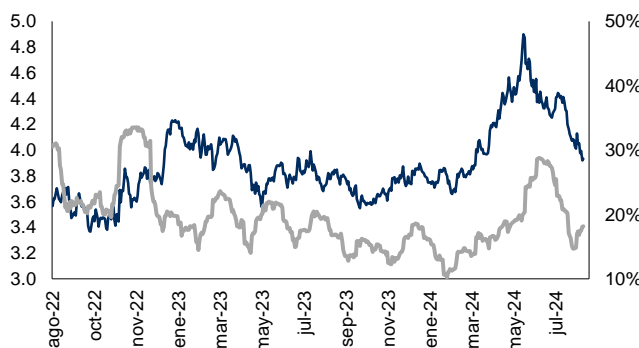
**Oro (USD / T. Oz.)** Cierre: 2,430.926 Volat.: 15.7%



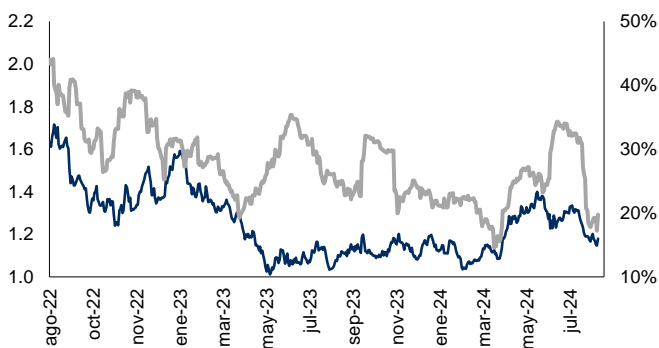
**Plata (USD / T. Oz.)** Cierre: 27.442 Volat.: 30.1%



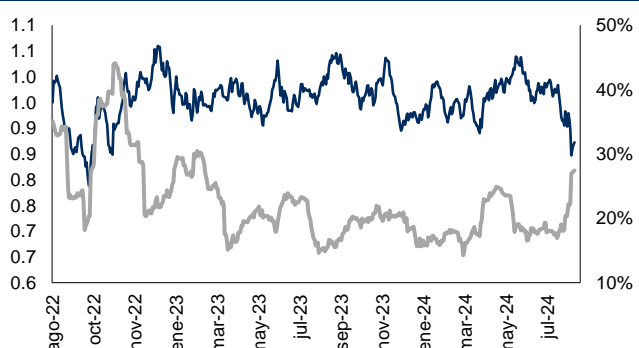
**Cobre (USD / libra)** Cierre: 3.933 Volat.: 18.2%



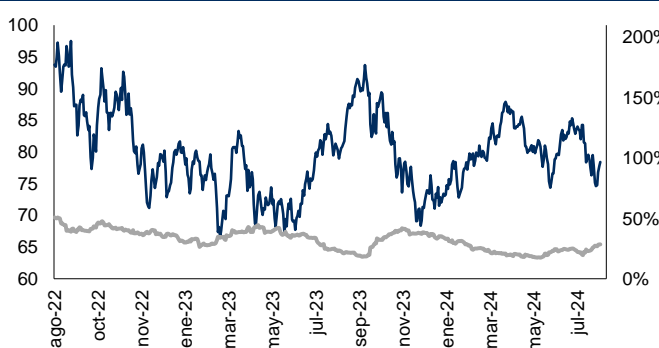
**Zinc (USD / libra)** Cierre: 1.180 Volat.: 19.7%



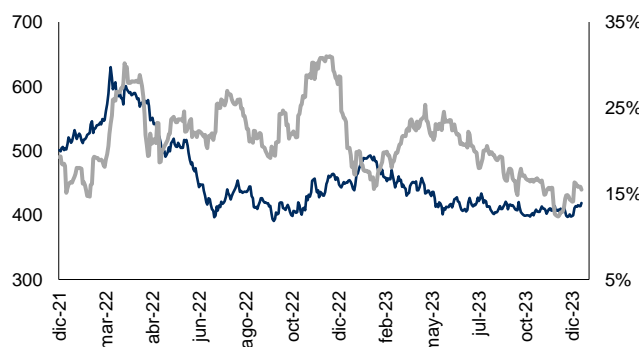
**Plomo (USD / libra)** Cierre: 0.872 Volat.: 27.4%



**WTI (USD / barril)** Cierre: 78.430 Volat.: 28.4%



**Acero (Indice)** Cierre: 423.621 Volat.: 15.5%



Metal	Ultimo	7d	30d	Acumulado
Oro	2430.93	-0.51%	2.52%	17.86%
Plata	27.44	-3.87%	-10.97%	15.50%
Cobre	3.93	-2.83%	-10.71%	1.65%
Plomo	0.87	-4.88%	-10.16%	-6.33%
Zinc	1.18	-1.77%	-9.30%	-0.95%
WTI	78.43	4.38%	-6.1%	8.42%
Acero	423.62	0.15%	-8.44%	0.23%

Cifras al 09 de agosto del 2024.

