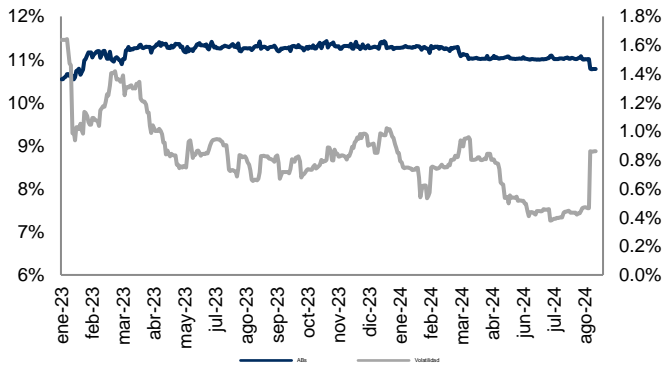


# Monitor de Mercados Financieros

**ABs y Volatilidad**

Cierre: 10.8%

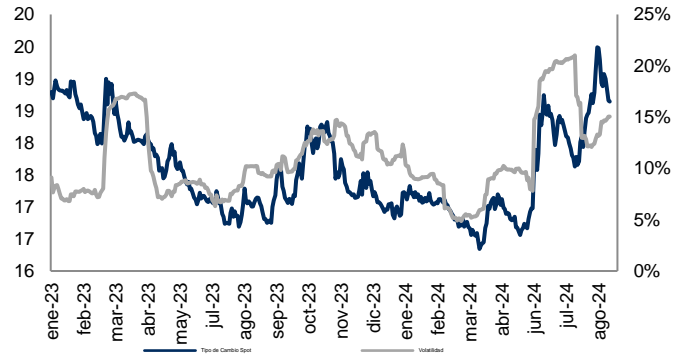
Volat: 0.9%



**Tipo Cambio y Volatilidad**

Cierre: 18.6410

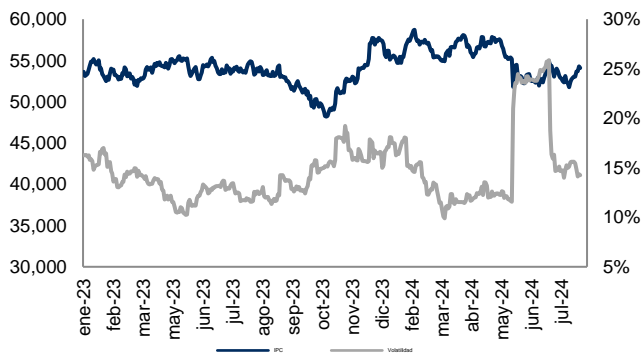
Volat: 15.1%



**IPC y Volatilidad**

Cierre: 54,083.78

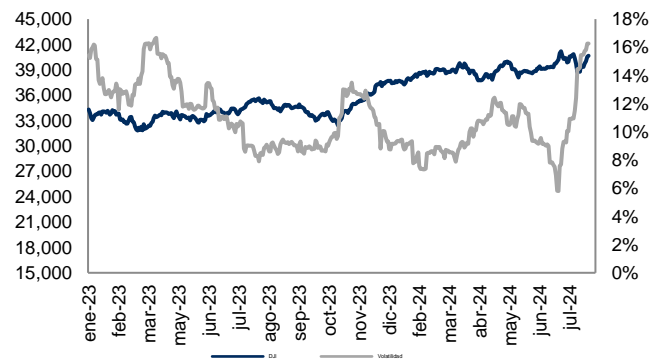
Volat: 14.3%



**DJI y Volatilidad**

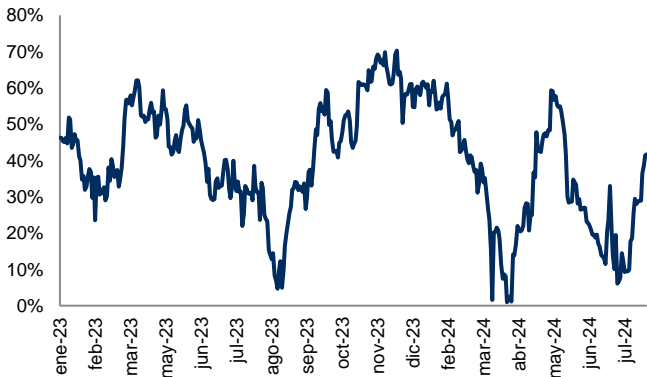
Cierre: 40,659.76

Volat: 16.3%



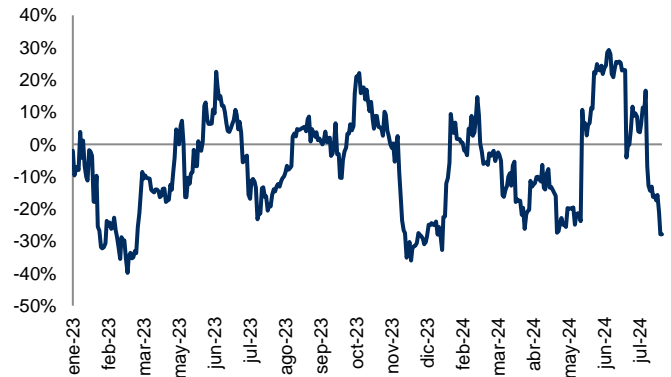
**Correlación entre IPC y DJI**

Correl: 41.7%



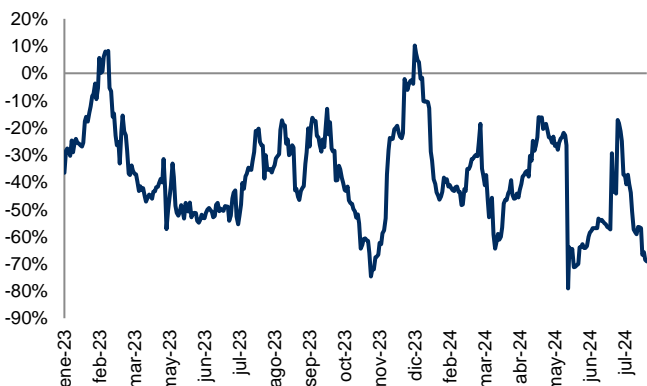
**Correlación entre Tipo Cambio y ABs**

Correl: -27.9%



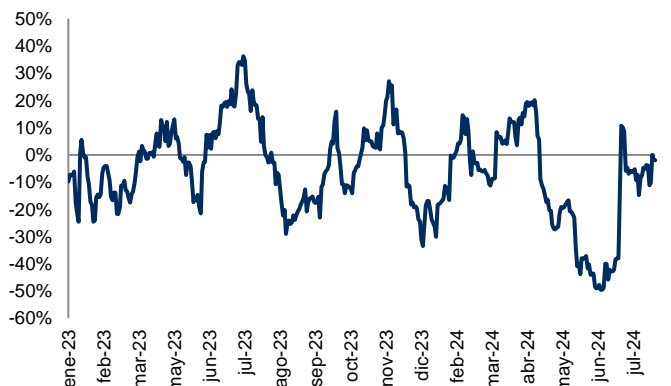
**Correlación entre IPC y Tipo Cambio**

Correl: -69.2%



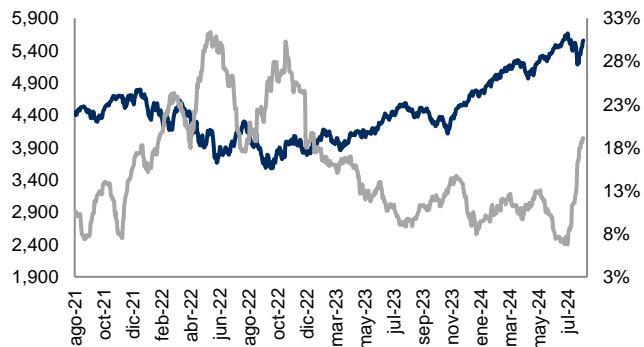
**Correlación entre IPC y Abs**

Correl: -2.0%

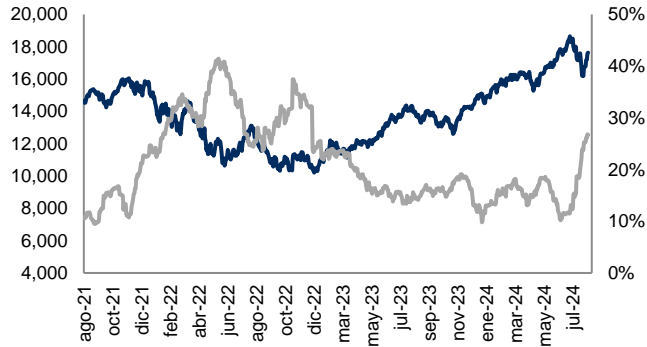


# Monitor de Mercados

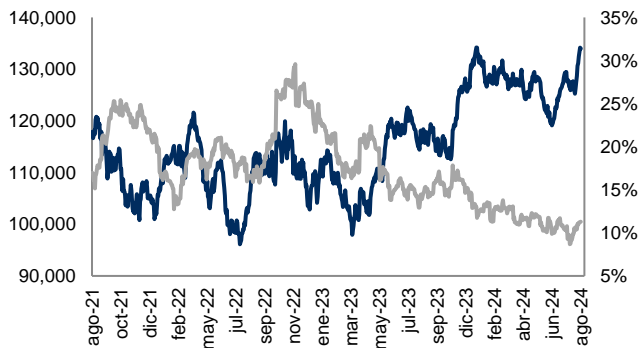
**S&P 500 (EUA)** Cierre: 5,554.25 Volat: 19.0%



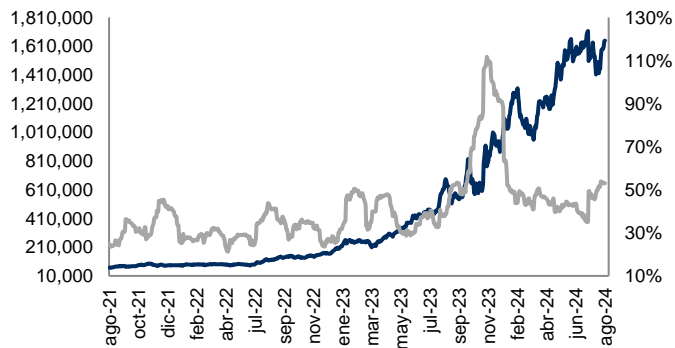
**NASDAQ (EUA)** Cierre: 17,631.72 Volat: 26.7%



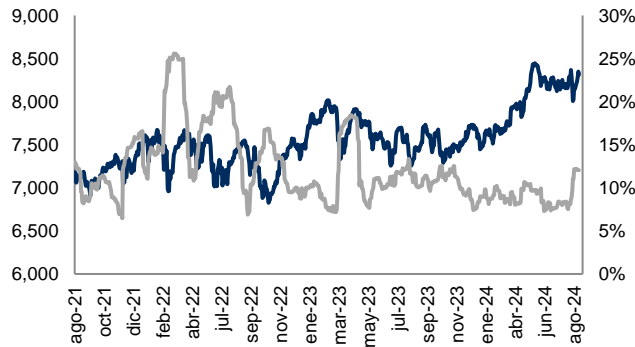
**BOVESPA (Sao Paulo)** Cierre: 133,953.25 Volat: 11.3%



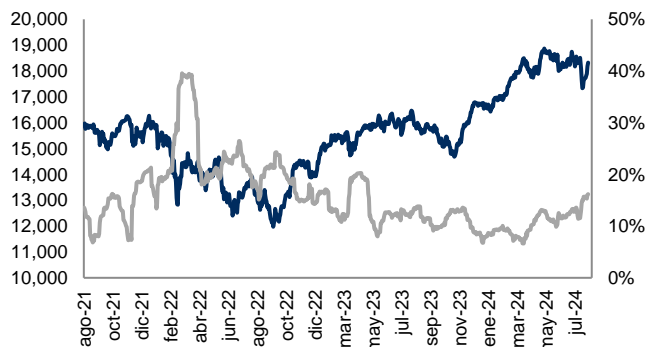
**MERVAL (Buenos Aires)** Cierre: 1,649,329.42 Volat: 53.0%



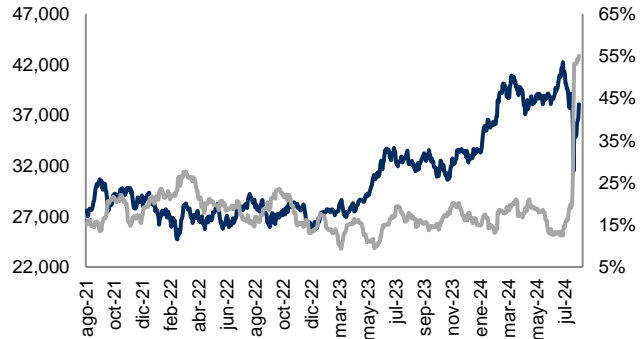
**FTSE-100 (Londres)** Cierre: 8,311.41 Volat: 12.0%



**DAX (Frankfurt)** Cierre: 18,322.40 Volat: 16.2%



**NIKKEI-225 (Tokio)** Cierre: 38,062.67 Volat: 55.1%



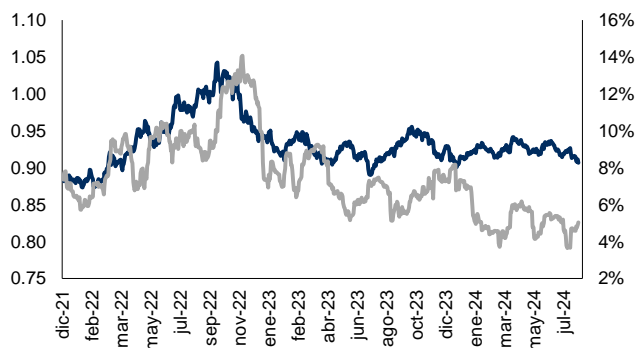
Índice	Rend. 7d	Rend. 30d	Rend. Año
S&P 500	3.93%	-0.61%	16.45%
NASDAQ	5.29%	-2.03%	17.46%
BOVESPA	3.11%	3.61%	-11.54%
MERVAL	3.63%	6.06%	52.41%
FTSE100	3.23%	1.00%	9.31%
DAX	4.44%	0.20%	9.29%
NIKK225	7.96%	-2.00%	8.67%
IPC	3.00%	-4.45%	-14.26%
DJI	2.94%	-1.31%	7.88%
CAC40	3.53%	-0.78%	-1.32%
HANGSENG	2.03%	-1.58%	2.43%
TSE300	3.73%	0.93%	6.58%
IBEX	3.98%	-0.58%	8.30%

Cifras al 16 de agosto de 2024. Índices en USD.

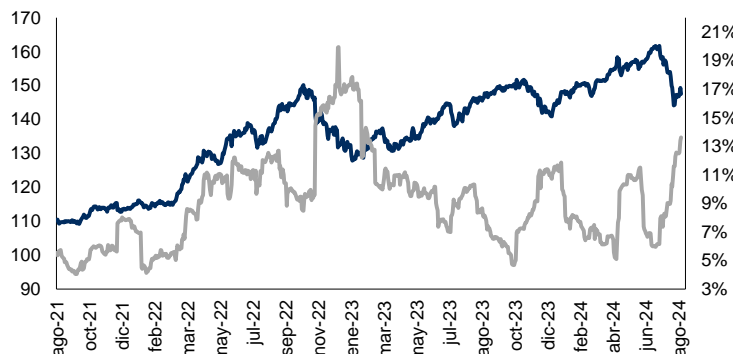


# Monitor de Divisas

**Euro (€)** Cierre: 0.91 Volat: 5.0%



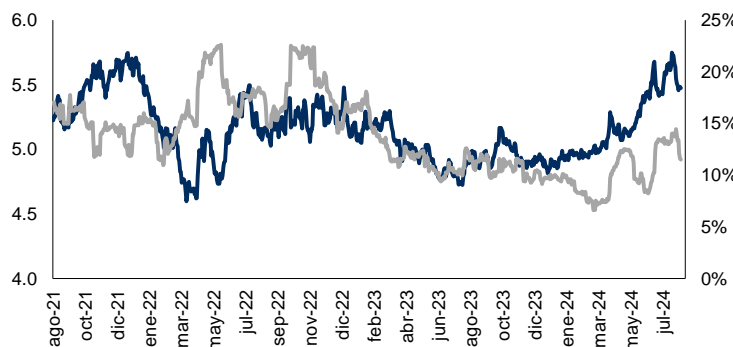
**Yen Japonés (¥)** Cierre: 147.58 Volat: 13.6%



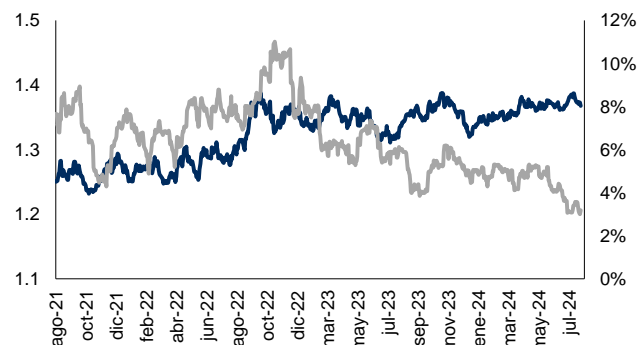
**Libra Esterlina (£)** Cierre: 0.77 Volat: 6.3%



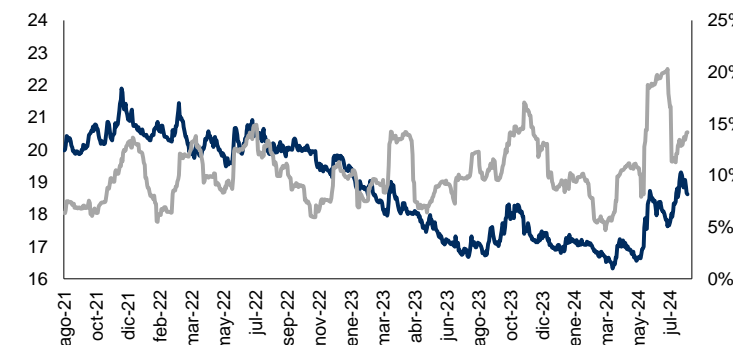
**Real Brasileño** Cierre: 5.48 Volat: 11.5%



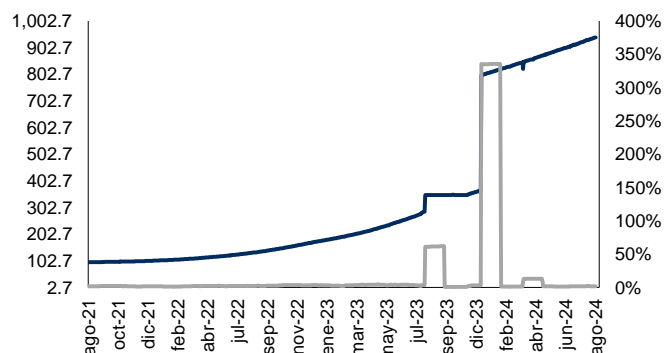
**Dólar Canadiense** Cierre: 1.37 Volat: 3.2%



**Peso Mexicano** Cierre: 18.62 Volat: 14.2%



**Peso Argentino** Cierre: 941.00 Volat: 1.7%



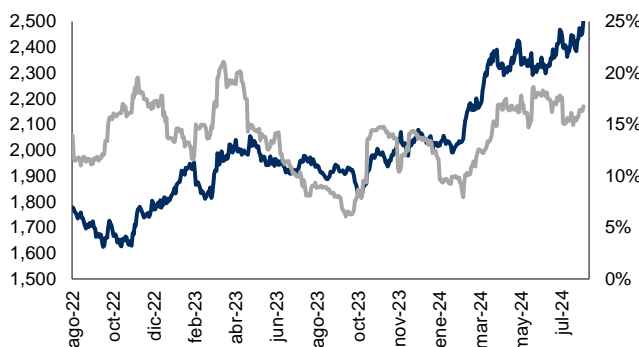
Moneda	Ultimo	7d	30d	Acumulado
<b>Euro</b>	0.91	1.03%	0.83%	-0.08%
<b>Yen</b>	147.58	-0.66%	5.81%	-4.46%
<b>Libra</b>	0.77	1.45%	-0.51%	1.71%
<b>Real</b>	5.48	0.54%	0.12%	-11.38%
<b>Dólar Can</b>	1.37	0.39%	0.04%	-3.11%
<b>Peso Mex</b>	18.62	1.13%	-4.66%	-9.21%
<b>Peso Arg</b>	941.00	-0.48%	-1.97%	-14.09%

Cifras al 16 de agosto de 2024. Cotizaciones con respecto al USD.



# Monitor de Metales y Otros Commodities

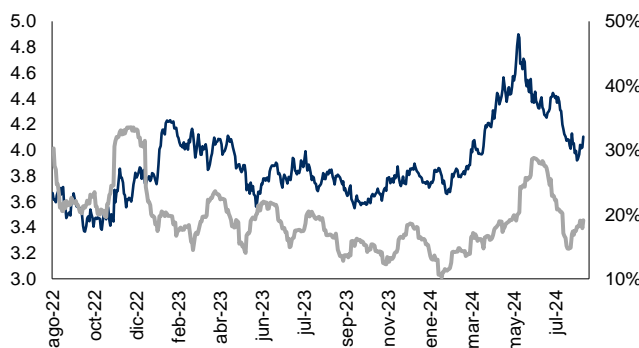
**Oro (USD / T. Oz.)** Cierre: 2,507.283 Volat.: 16.8%



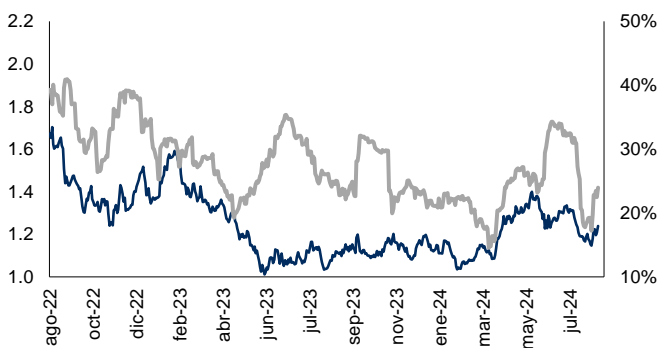
**Plata (USD / T. Oz.)** Cierre: 29.008 Volat.: 29.7%



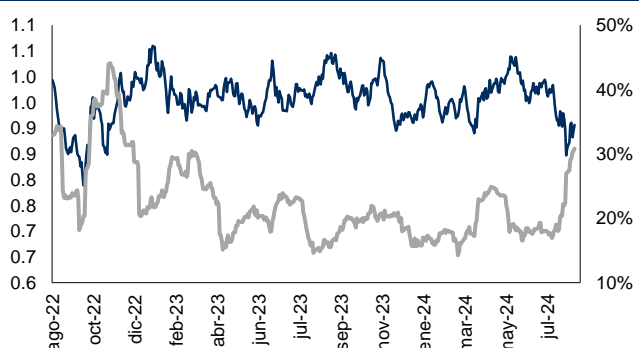
**Cobre (USD / libra)** Cierre: 4.105 Volat.: 19.1%



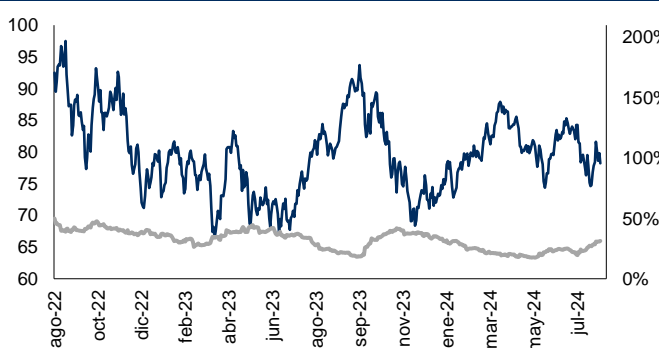
**Zinc (USD / libra)** Cierre: 1.239 Volat.: 23.9%



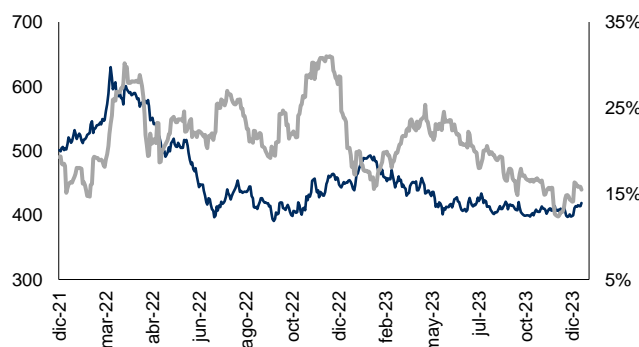
**Plomo (USD / libra)** Cierre: 0.906 Volat.: 30.8%



**WTI (USD / barril)** Cierre: 78.200 Volat.: 31.2%



**Acero (Indice)** Cierre: 427.663 Volat.: 15.7%



Metal	Ultimo	7d	30d	Acumulado
Oro	2507.28	3.14%	1.88%	21.56%
Plata	29.01	5.71%	-4.45%	22.09%
Cobre	4.11	4.38%	-4.78%	6.10%
Plomo	0.91	3.91%	-6.70%	-2.68%
Zinc	1.24	5.00%	-3.19%	4.00%
WTI	78.20	-0.29%	-7.2%	8.10%
Acero	427.66	0.95%	-5.31%	1.19%

Cifras al 16 de agosto del 2024.

