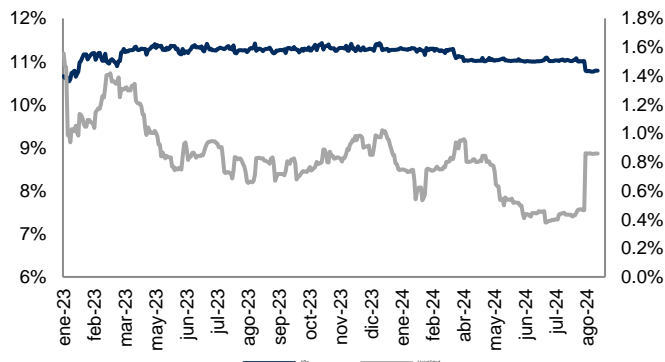
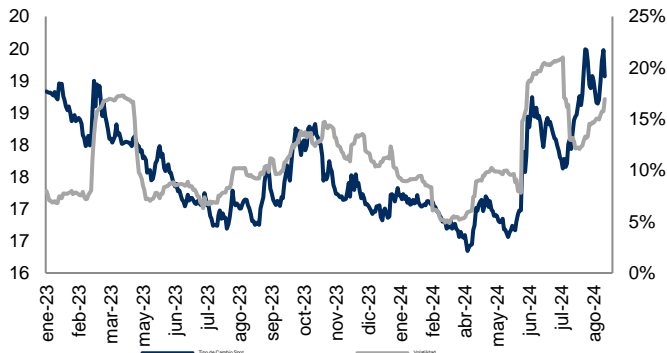


Monitor de Mercados Financieros

ABs y Volatilidad Cierre: 10.8% Volat: 0.9%



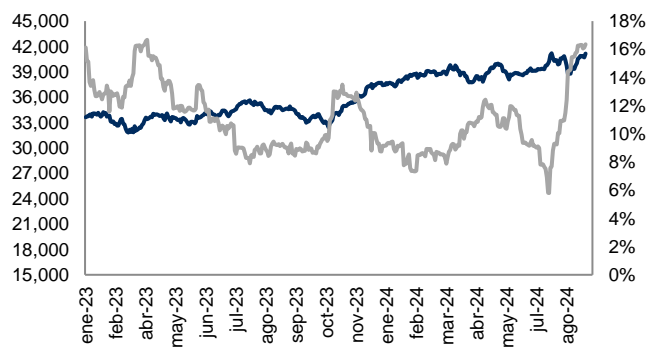
Tipo Cambio y Volatilidad Cierre: 19.0670 Volat: 16.9%



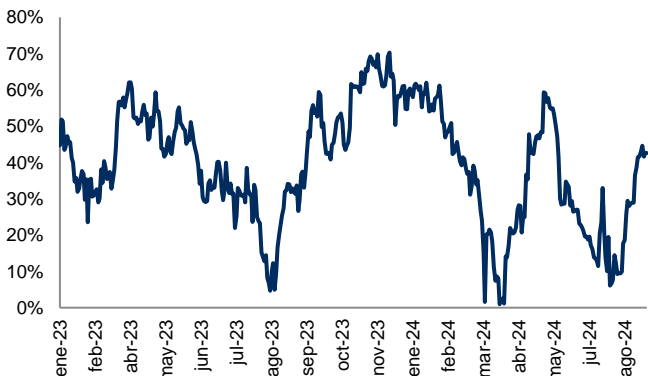
IPC y Volatilidad Cierre: 53,490.92 Volat: 12.8%



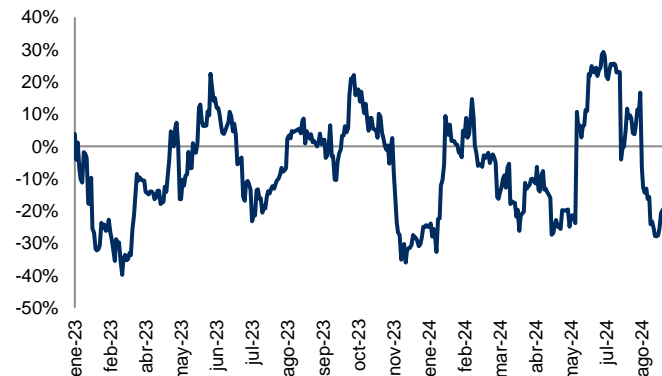
DJI y Volatilidad Cierre: 41,175.08 Volat: 16.3%



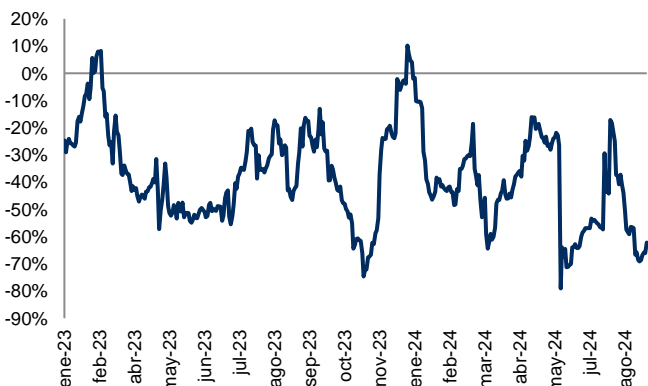
Correlación entre IPC y DJI Correl: 42.5%



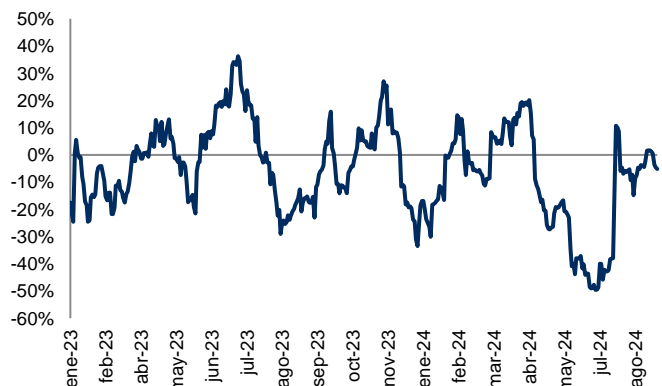
Correlación entre Tipo Cambio y ABs Correl: -19.1%



Correlación entre IPC y Tipo Cambio Correl: -62.2%

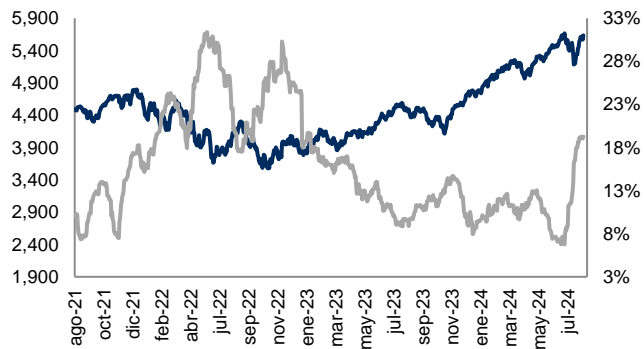


Correlación entre IPC y Abs Correl: -5.1%

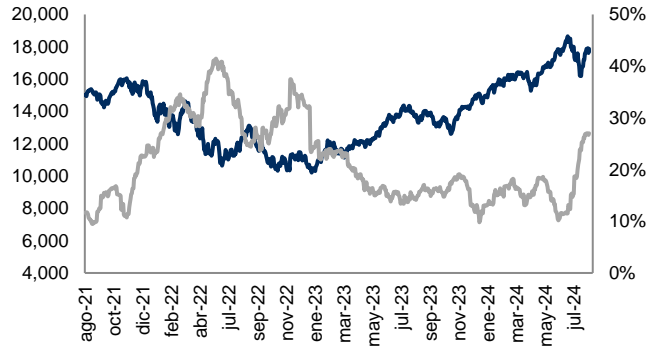


Monitor de Mercados

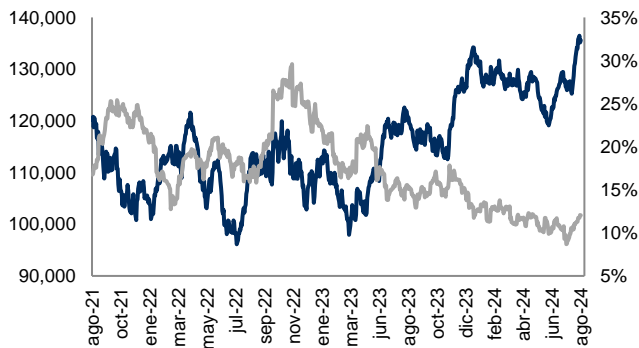
S&P 500 (EUA) Cierre: 5,634.61 Volat: 19.3%



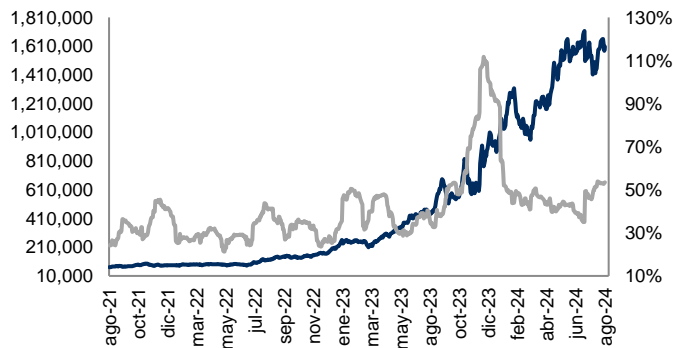
NASDAQ (EUA) Cierre: 17,877.79 Volat: 27.0%



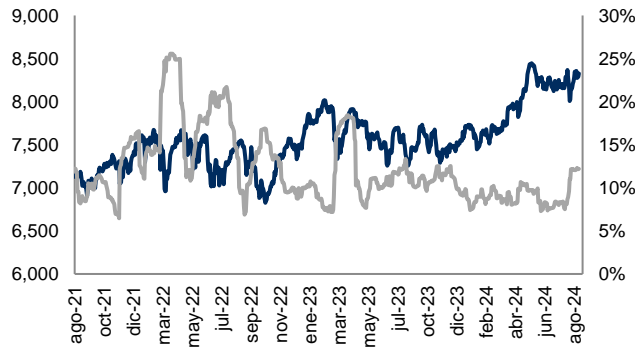
BOVESPA (Sao Paulo) Cierre: 135,608.47 Volat: 12.0%



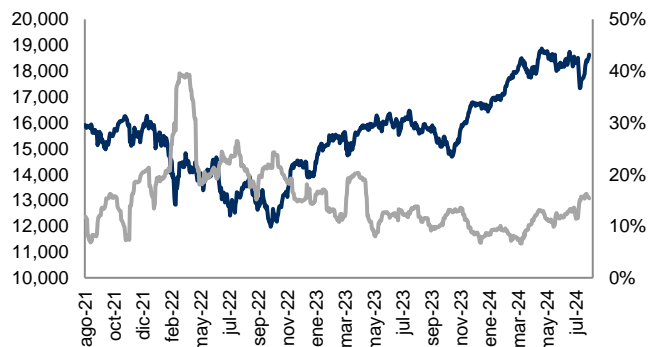
MERVAL (Buenos Aires) Cierre: 1,606,967.39 Volat: 53.4%



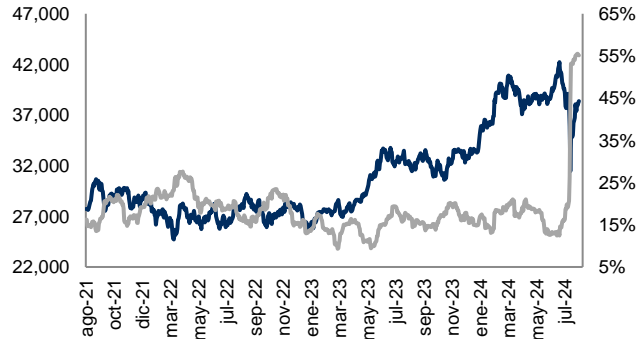
FTSE-100 (Londres) Cierre: 8,327.78 Volat: 12.2%



DAX (Frankfurt) Cierre: 18,633.10 Volat: 15.4%



NIKKEI-225 (Tokio) Cierre: 38,364.27 Volat: 55.2%



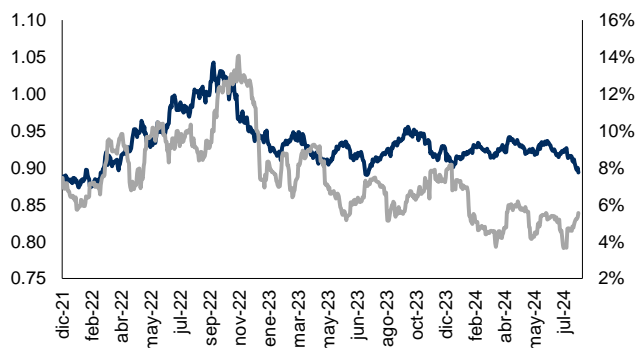
Índice	Rend. 7d	Rend. 30d	Rend. Año
S&P 500	1.45%	3.82%	18.13%
NASDAQ	1.40%	3.09%	19.10%
BOVESPA	1.03%	10.56%	-10.62%
MERVAL	-3.03%	-0.36%	47.79%
FTSE100	2.25%	4.61%	11.77%
DAX	3.19%	4.65%	12.77%
NIKK225	3.03%	4.41%	11.97%
IPC	-3.49%	-3.28%	-17.25%
DJI	1.27%	3.32%	9.25%
CAC40	3.20%	4.14%	1.84%
HANGSENG	1.03%	1.92%	3.48%
TSE300	2.27%	5.16%	9.00%
IBEX	4.51%	3.89%	13.19%

Cifras al 23 de agosto de 2024. Índices en USD.

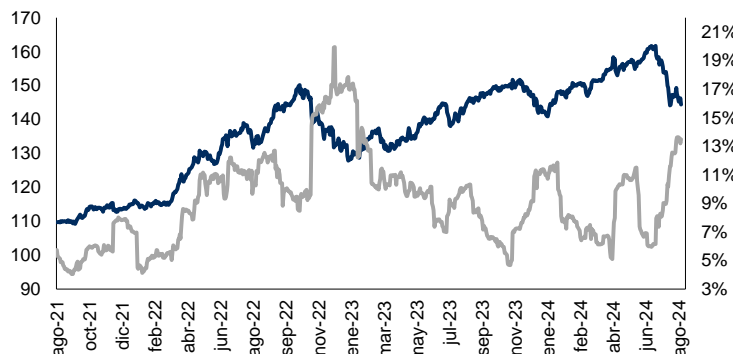


Monitor de Divisas

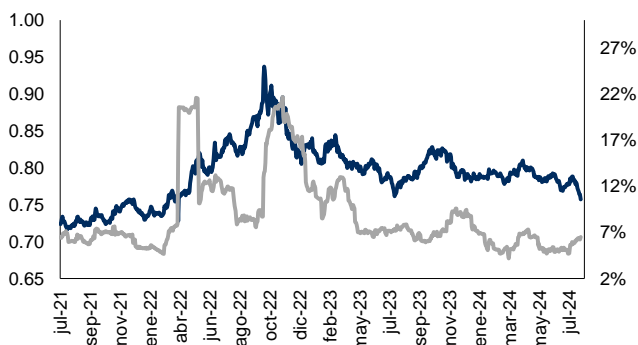
Euro (€) Cierre: 0.89 Volat: 5.6%



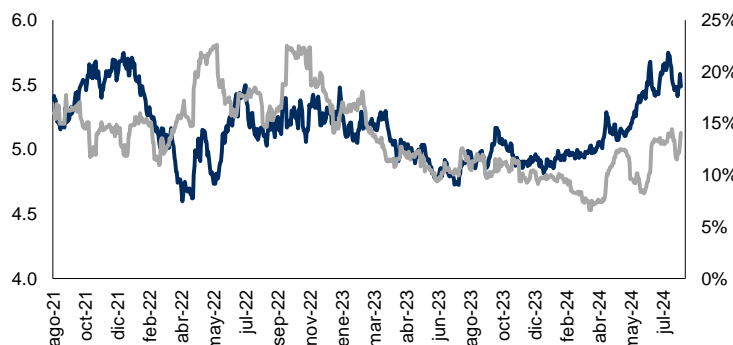
Yen Japonés (¥) Cierre: 144.37 Volat: 13.5%



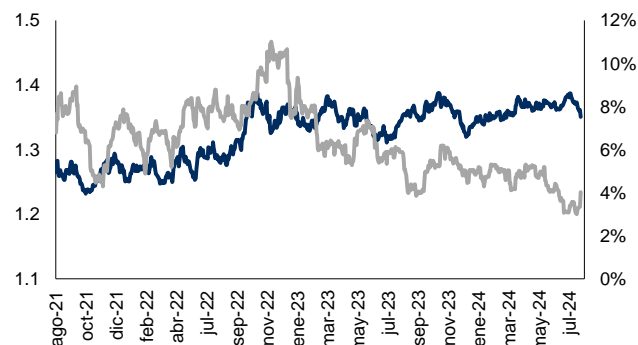
Libra Esterlina (£) Cierre: 0.76 Volat: 6.5%



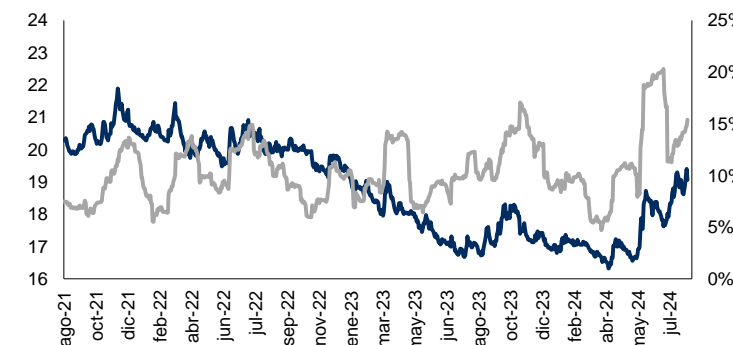
Real Brasileño Cierre: 5.49 Volat: 14.1%



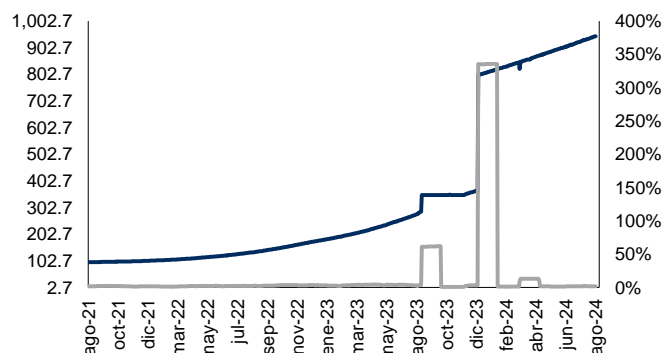
Dólar Canadiense Cierre: 1.35 Volat: 4.0%



Peso Mexicano Cierre: 19.06 Volat: 15.4%



Peso Argentino Cierre: 945.50 Volat: 1.7%



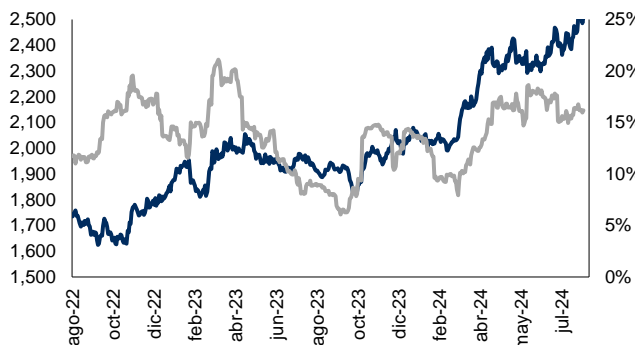
Moneda	Ultimo	7d	30d	Acumulado
Euro	0.89	1.47%	3.27%	1.39%
Yen	144.37	2.22%	6.56%	-2.33%
Libra	0.76	2.05%	2.43%	3.79%
Real	5.49	-0.20%	3.07%	-11.56%
Dólar Can	1.35	1.25%	2.24%	-1.90%
Peso Mex	19.06	-2.34%	-3.85%	-11.34%
Peso Arg	945.50	-0.48%	-1.90%	-14.49%

Cifras al 23 de agosto de 2024. Cotizaciones con respecto al USD.



Monitor de Metales y Otros Commodities

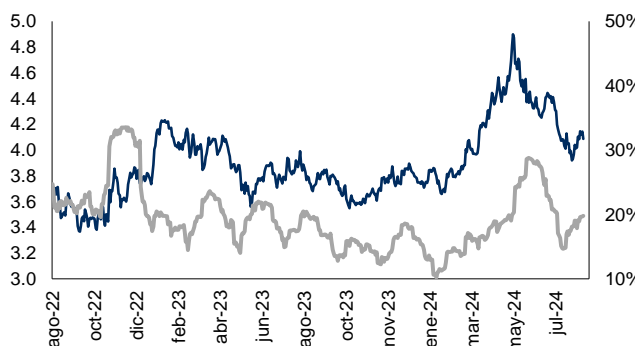
Oro (USD / T. Oz.) Cierre: 2,510.325 Volat.: 16.2%



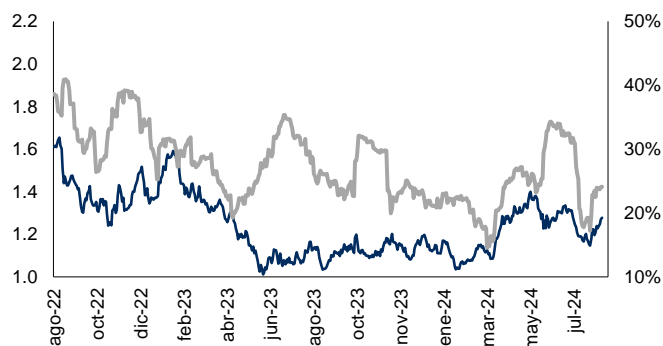
Plata (USD / T. Oz.) Cierre: 29.818 Volat.: 30.8%



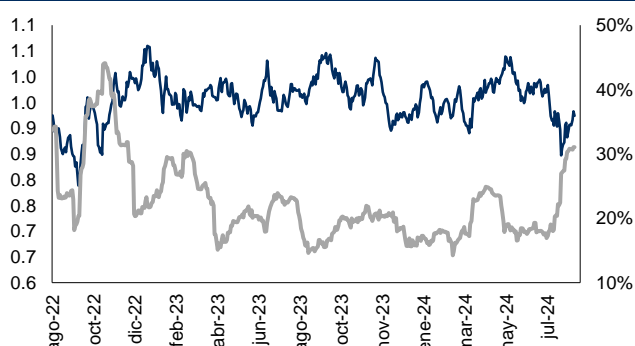
Cobre (USD / libra) Cierre: 4.087 Volat.: 19.8%



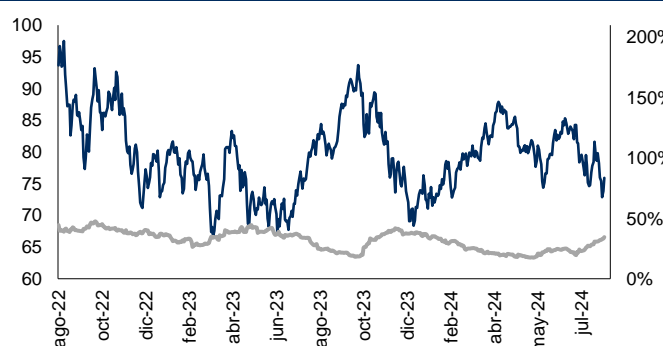
Zinc (USD / libra) Cierre: 1.278 Volat.: 24.1%



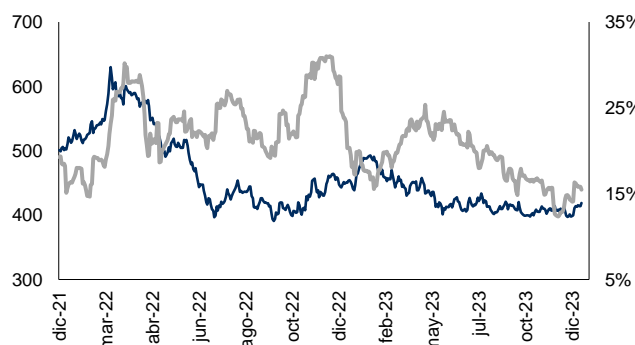
Plomo (USD / libra) Cierre: 0.924 Volat.: 31.0%



WTI (USD / barril) Cierre: 75.920 Volat.: 34.5%



Acero (Indice) Cierre: 454.131 Volat.: 20.3%



Metal	Ultimo	7d	30d	Acumulado
Oro	2510.33	0.12%	4.63%	21.71%
Plata	29.82	2.79%	3.21%	25.49%
Cobre	4.09	-0.45%	-0.40%	5.63%
Plomo	0.92	1.95%	0.96%	-0.78%
Zinc	1.28	3.15%	7.22%	7.28%
WTI	75.92	-2.92%	-3.9%	4.95%
Acero	454.13	6.19%	5.95%	7.45%

Cifras al 23 de agosto del 2024.

