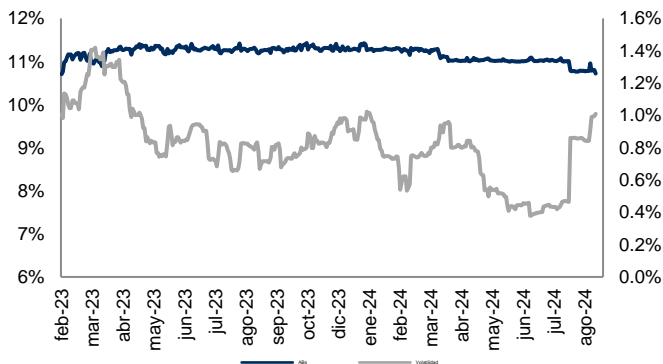


Monitor de Mercados Financieros

ABs y Volatilidad

Cierre: 10.7%

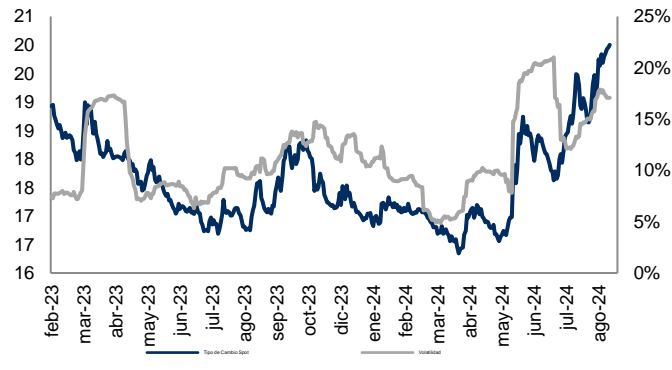
Volat: 1.0%



Tipo Cambio y Volatilidad

Cierre: 20.0010

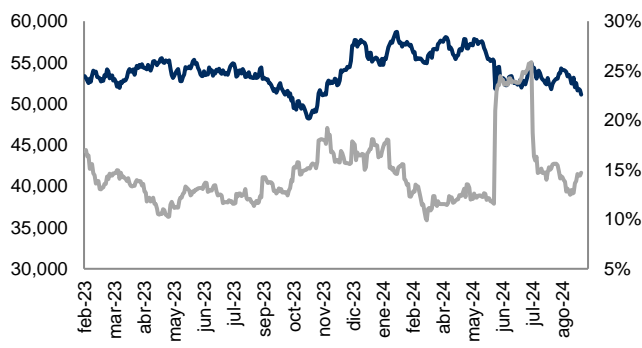
Volat: 17.1%



IPC y Volatilidad

Cierre: 51,083.44

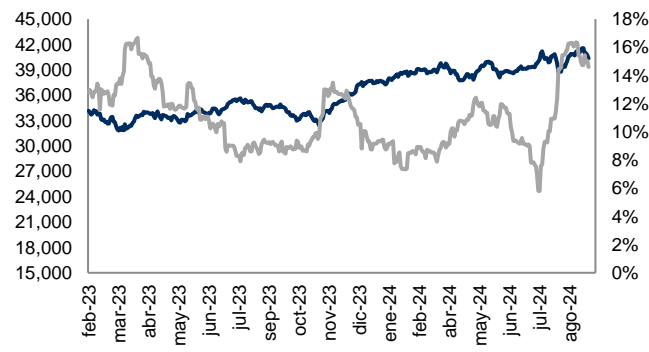
Volat: 14.7%



DJI y Volatilidad

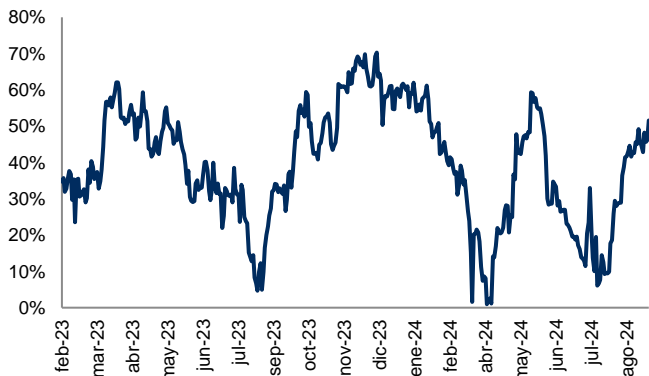
Cierre: 40,345.41

Volat: 14.6%



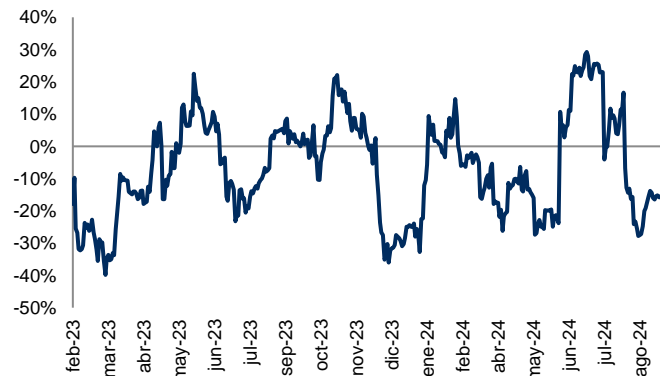
Correlación entre IPC y DJI

Correl: 51.6%



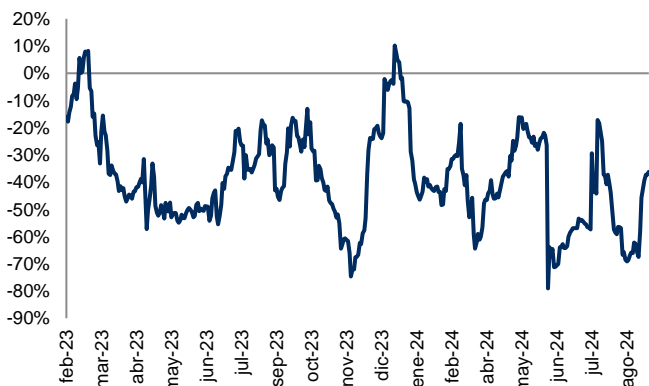
Correlación entre Tipo Cambio y ABs

Correl: -15.0%



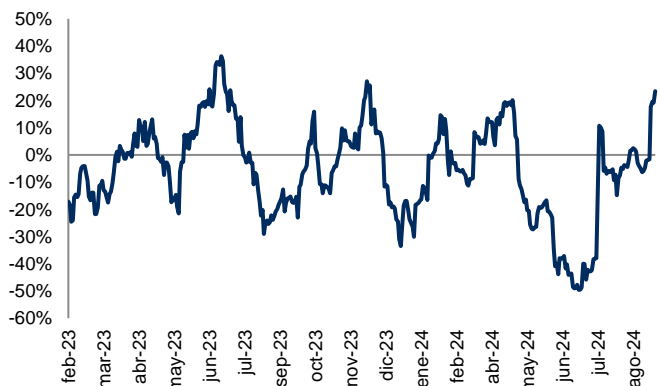
Correlación entre IPC y Tipo Cambio

Correl: -36.3%



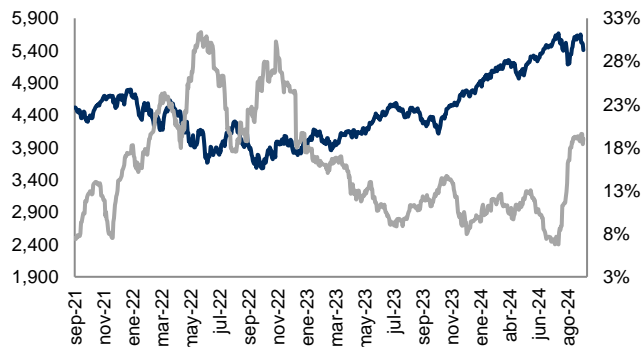
Correlación entre IPC y Abs

Correl: 23.4%

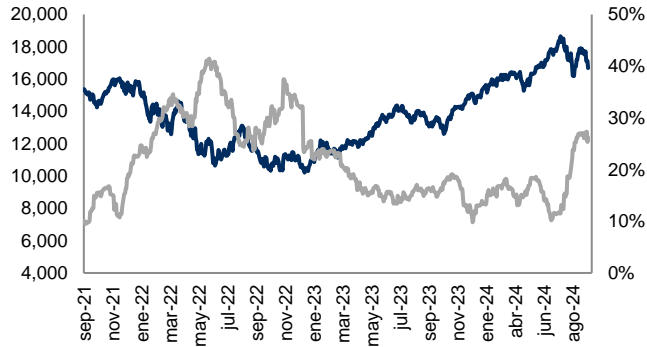


Monitor de Mercados

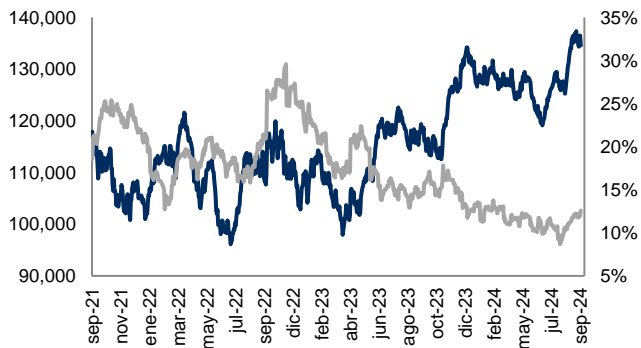
S&P 500 (EUA) Cierre: 5,408.42 Volat: 19.0%



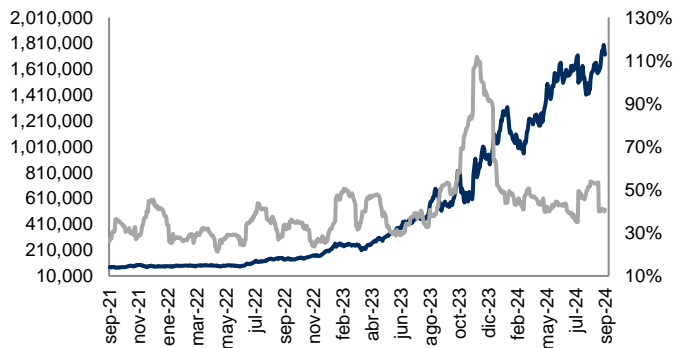
NASDAQ (EUA) Cierre: 16,690.83 Volat: 26.2%



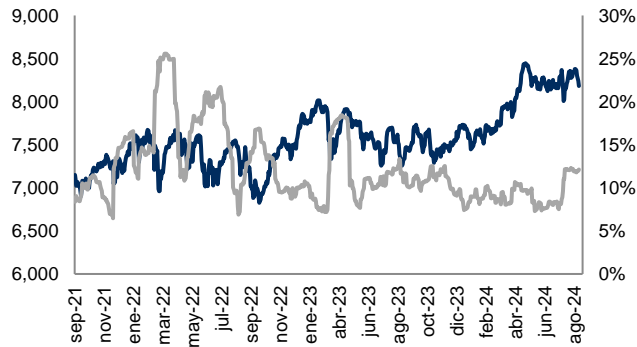
BOVESPA (Sao Paulo) Cierre: 134,572.45 Volat: 12.6%



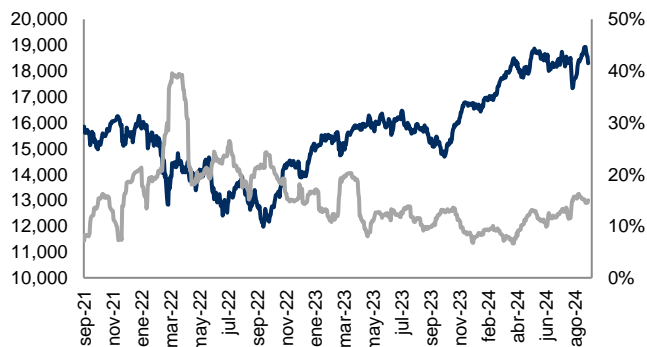
MERVAL (Buenos Aires) Cierre: 1,721,667.94 Volat: 40.8%



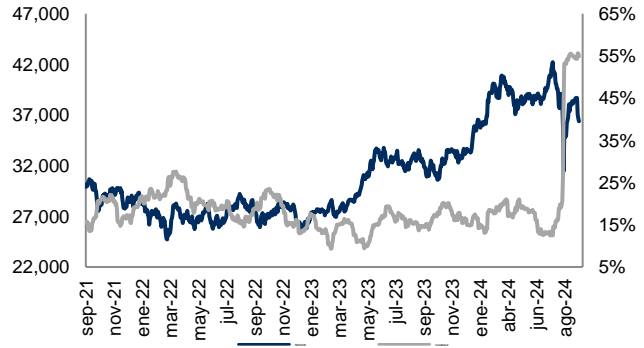
FTSE-100 (Londres) Cierre: 8,181.47 Volat: 12.1%



DAX (Frankfurt) Cierre: 18,301.90 Volat: 15.0%



NIKKEI-225 (Tokio) Cierre: 36,391.47 Volat: 54.9%



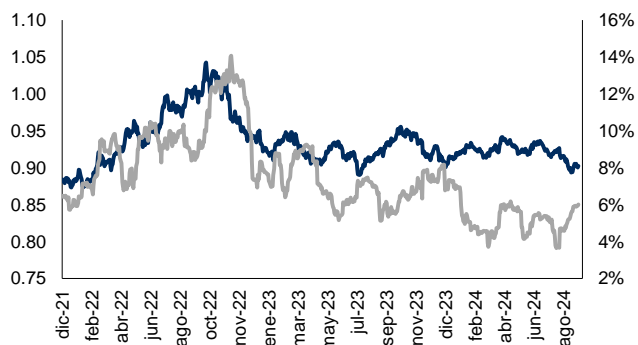
Índice	Rend. 7d	Rend. 30d	Rend. Año
S&P 500	-4.25%	4.02%	13.39%
NASDAQ	-5.77%	3.06%	11.19%
BOVESPA	-0.95%	6.25%	-13.09%
MERVAL	-0.34%	16.02%	56.60%
FTSE100	-2.35%	3.64%	9.09%
DAX	-2.88%	5.36%	9.71%
NIKK225	-3.26%	6.66%	7.78%
IPC	-3.01%	-6.26%	-24.44%
DJI	-2.93%	4.08%	7.05%
CAC40	-2.42%	3.73%	-1.06%
HANGSENG	-3.00%	3.36%	2.49%
TSE300	-2.98%	5.51%	6.14%
IBEX	-1.69%	6.90%	11.06%

Cifras al 06 de septiembre de 2024. Índices en USD.

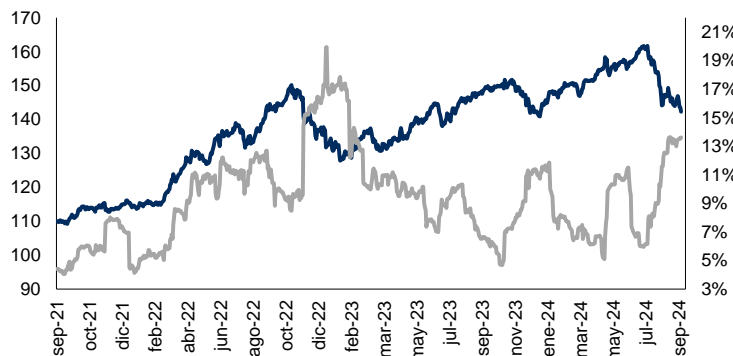


Monitor de Divisas

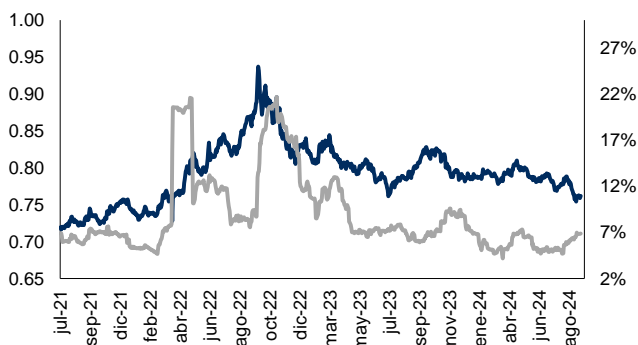
Euro (€) Cierre: 0.90 Volat: 6.0%



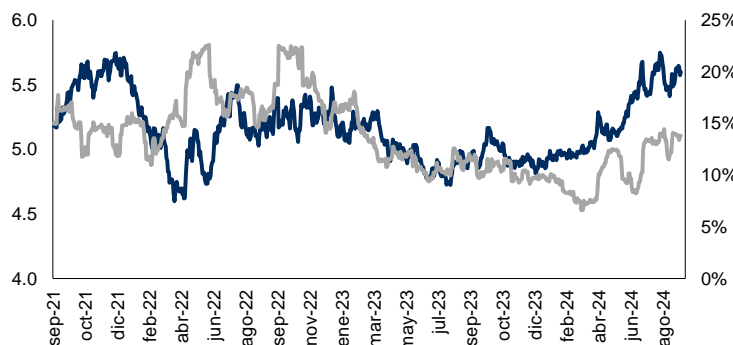
Yen Japonés (¥) Cierre: 142.27 Volat: 13.6%



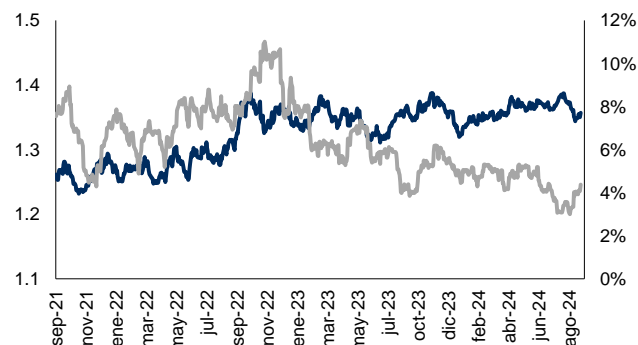
Libra Esterlina (£) Cierre: 0.76 Volat: 6.9%



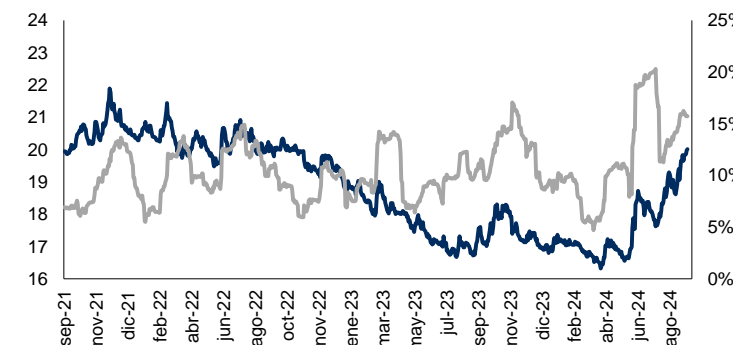
Real Brasileño Cierre: 5.60 Volat: 13.8%



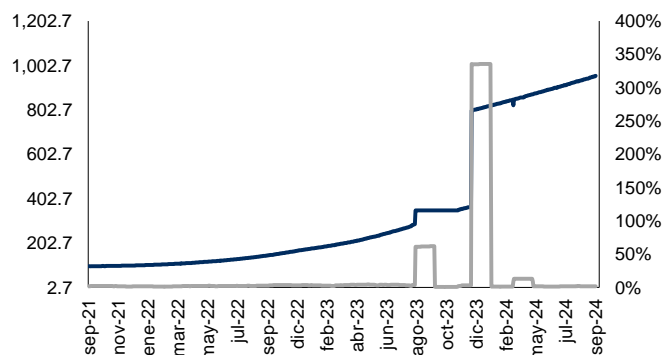
Dólar Canadiense Cierre: 1.36 Volat: 4.4%



Peso Mexicano Cierre: 20.02 Volat: 15.7%



Peso Argentino Cierre: 956.00 Volat: 1.8%



Moneda	Ultimo	7d	30d	Acumulado
Euro	0.90	0.33%	1.41%	0.42%
Yen	142.27	2.73%	2.84%	-0.89%
Libra	0.76	-0.02%	3.45%	3.11%
Real	5.60	0.10%	0.68%	-13.34%
Dólar Can	1.36	-0.57%	1.34%	-2.36%
Peso Mex	20.02	-1.83%	-4.04%	-15.56%
Peso Arg	956.00	-0.58%	-2.14%	-15.43%

Cifras al 06 de septiembre de 2024. Cotizaciones con respecto al USD.

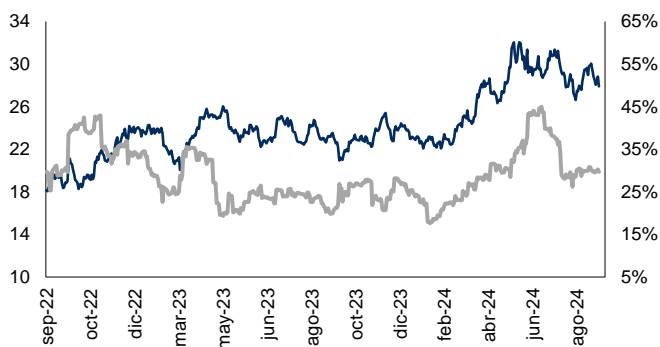


Monitor de Metales y Otros Commodities

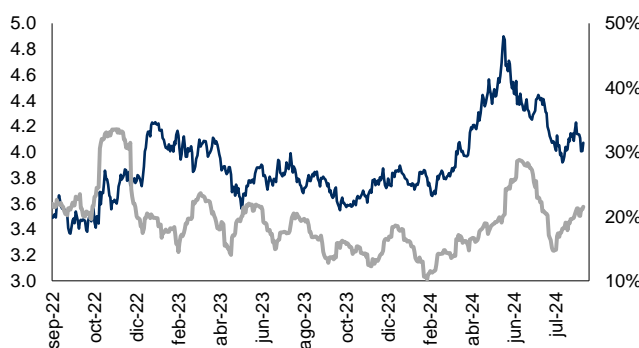
Oro (USD / T. Oz.) Cierre: 2,497.025 Volat.: 13.6%



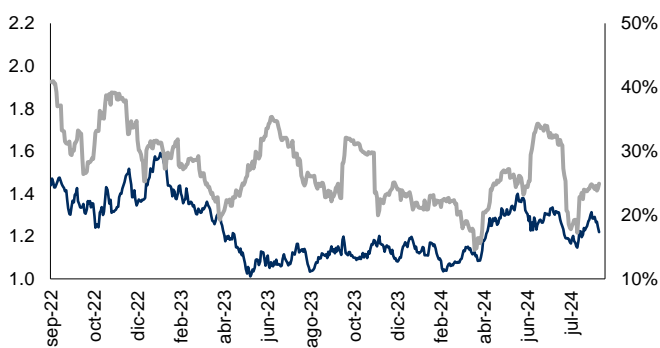
Plata (USD / T. Oz.) Cierre: 27.920 Volat.: 29.7%



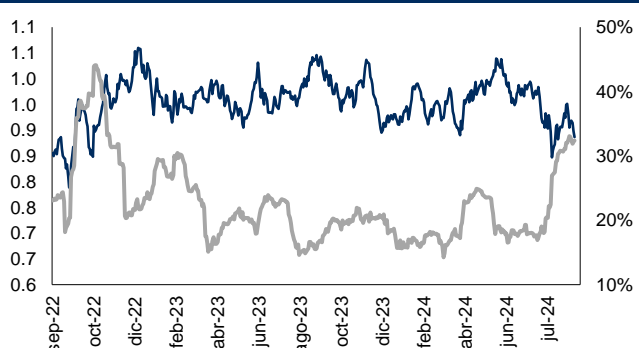
Cobre (USD / libra) Cierre: 4.073 Volat.: 21.5%



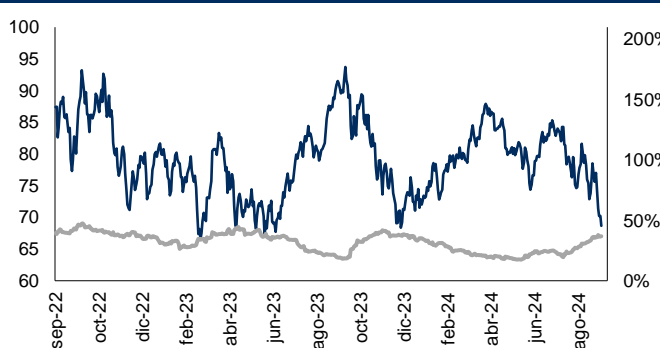
Zinc (USD / libra) Cierre: 1.219 Volat.: 24.9%



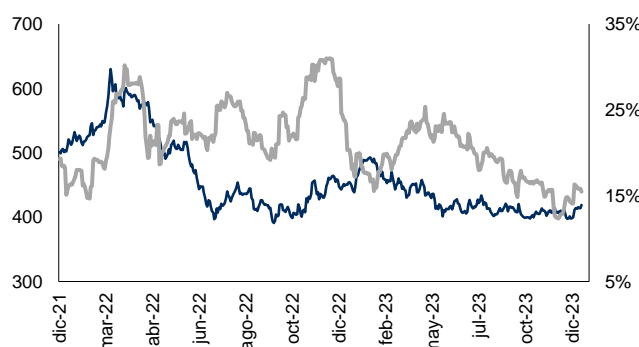
Plomo (USD / libra) Cierre: 0.887 Volat.: 32.4%



WTI (USD / barril) Cierre: 68.680 Volat.: 36.7%



Acero (Indice) Cierre: 427.460 Volat.: 23.7%



Metal	Ultimo	7d	30d	Acumulado
Oro	2497.03	-0.24%	4.72%	21.06%
Plata	27.92	-3.21%	4.87%	17.51%
Cobre	4.07	-1.61%	1.98%	5.26%
Plomo	0.89	-2.03%	3.03%	-4.77%
Zinc	1.22	-4.96%	5.81%	2.35%
WTI	68.68	-7.96%	-10.6%	-5.06%
Acero	427.46	-3.91%	1.63%	1.14%

Cifras al 06 de septiembre del 2024.

