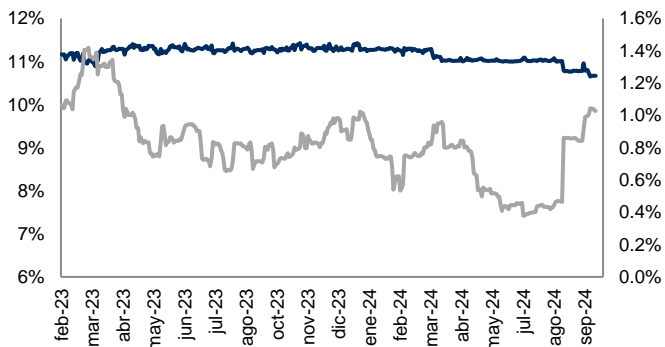


Monitor de Mercados Financieros

ABs y Volatilidad

Cierre: 10.7%

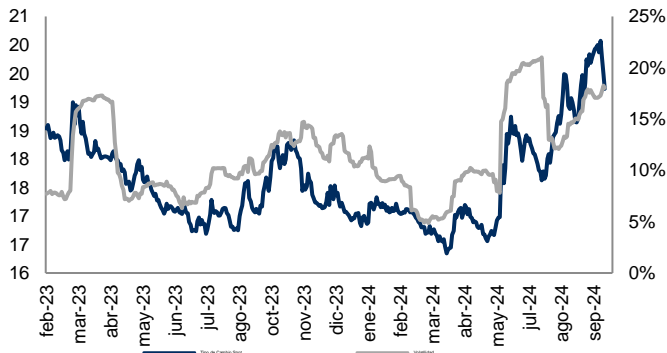
Volat: 1.0%



Tipo Cambio y Volatilidad

Cierre: 19.2290

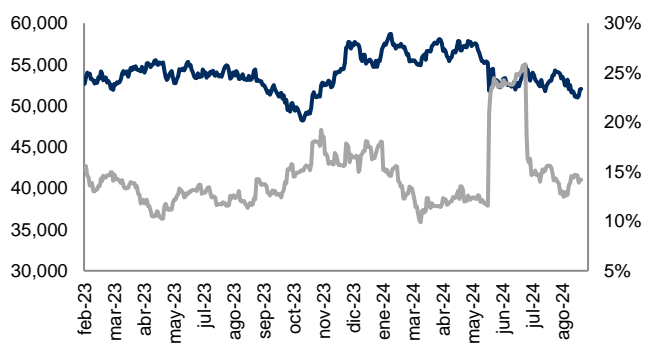
Volat: 18.0%



IPC y Volatilidad

Cierre: 52,016.85

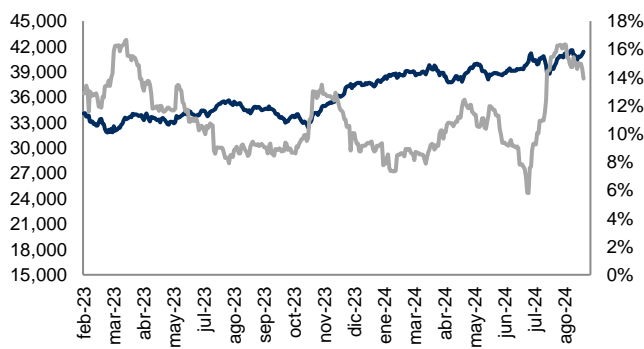
Volat: 14.2%



DJI y Volatilidad

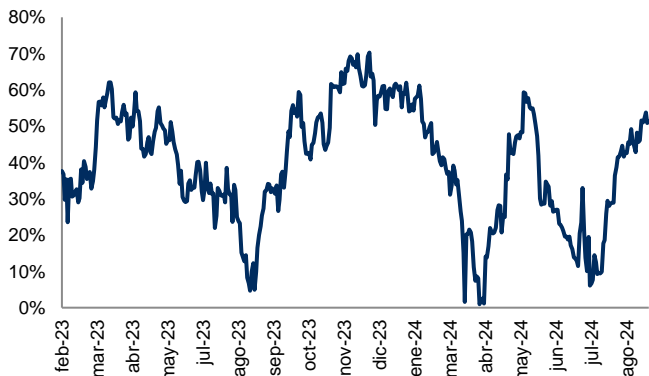
Cierre: 41,393.78

Volat: 13.9%



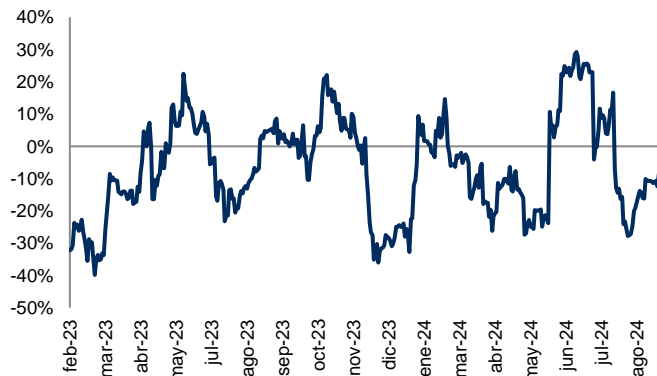
Correlación entre IPC y DJI

Correl: 51.4%



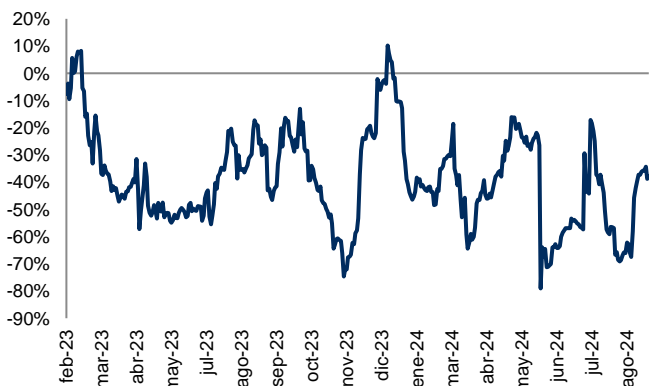
Correlación entre Tipo Cambio y ABs

Correl: -8.3%



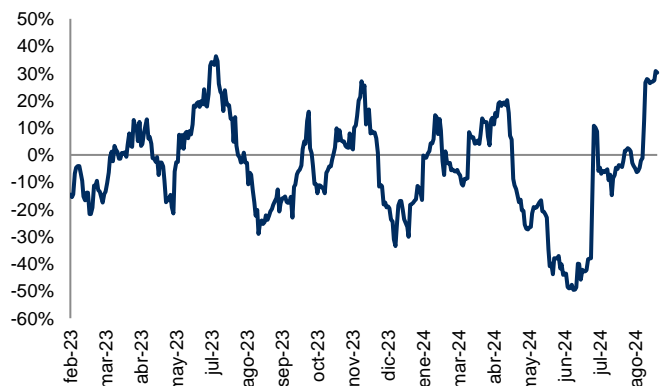
Correlación entre IPC y Tipo Cambio

Correl: -37.8%



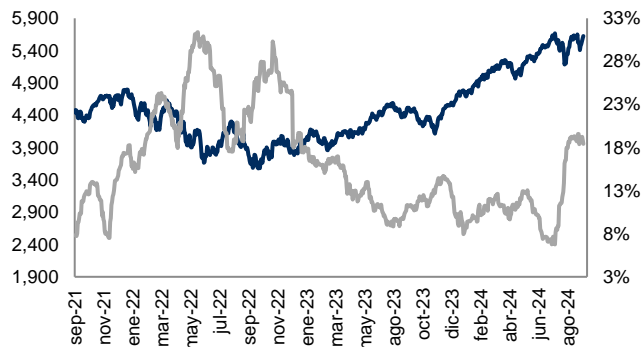
Correlación entre IPC y Abs

Correl: 30.3%

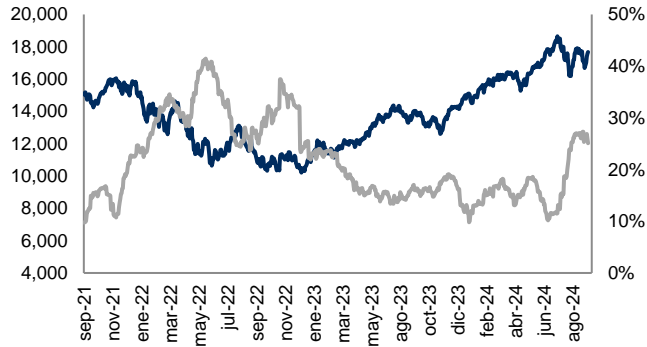


Monitor de Mercados

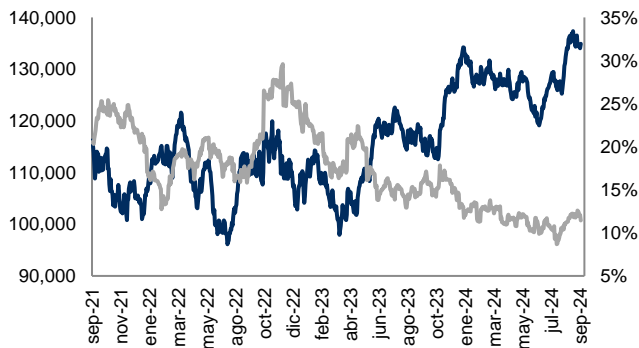
S&P 500 (EUA) Cierre: 5,626.02 Volat: 18.4%



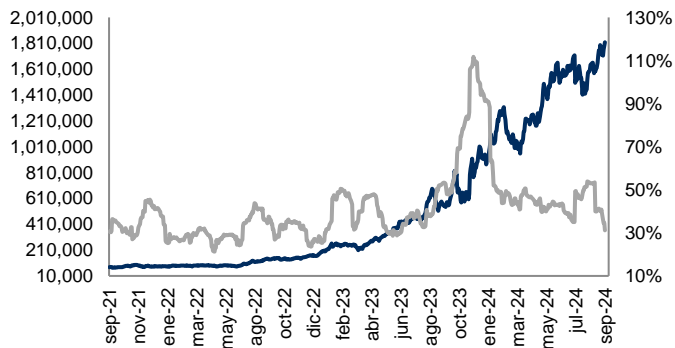
NASDAQ (EUA) Cierre: 17,683.98 Volat: 25.1%



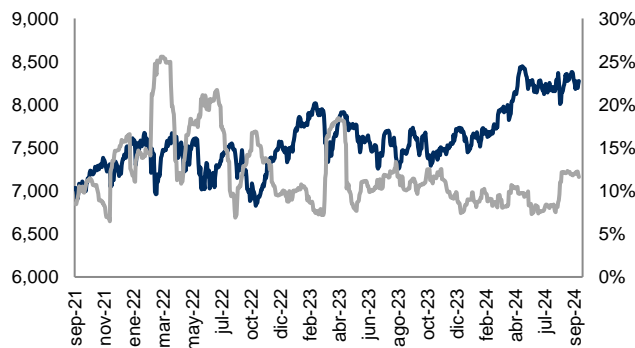
BOVESPA (Sao Paulo) Cierre: 134,881.95 Volat: 11.4%



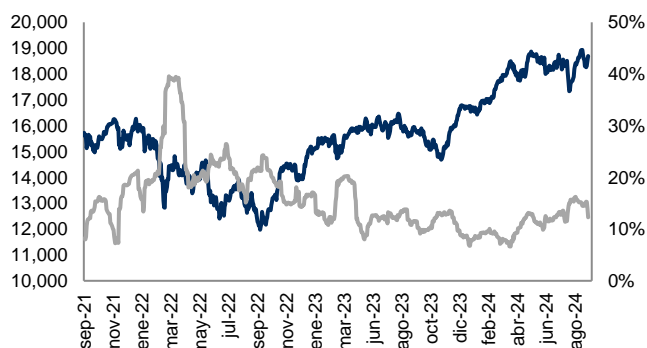
MERVAL (Buenos Aires) Cierre: 1,817,734.05 Volat: 31.2%



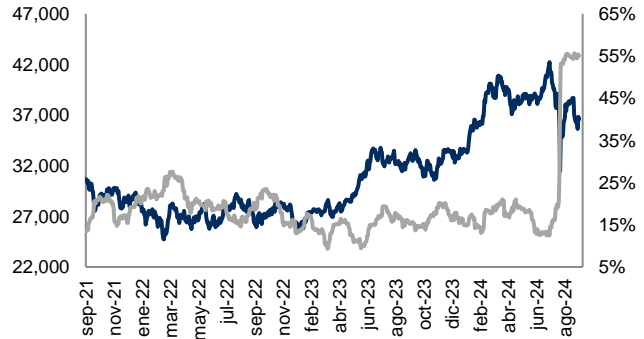
FTSE-100 (Londres) Cierre: 8,273.09 Volat: 11.6%



DAX (Frankfurt) Cierre: 18,699.40 Volat: 12.3%



NIKKEI-225 (Tokio) Cierre: 36,581.76 Volat: 55.0%



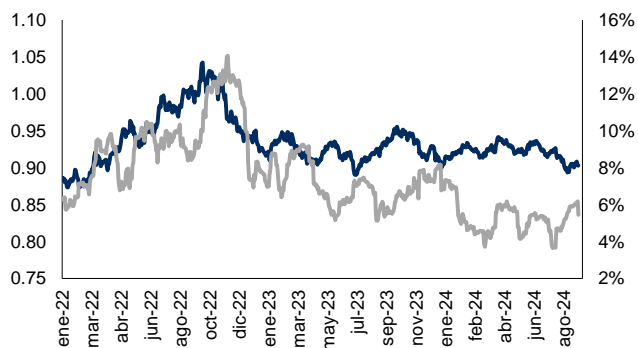
Índice	Rend. 7d	Rend. 30d	Rend. Año
S&P 500	4.02%	3.13%	17.95%
NASDAQ	5.95%	2.86%	17.80%
BOVESPA	0.86%	-0.48%	-12.34%
MERVAL	5.25%	10.85%	64.82%
FTSE100	1.11%	2.24%	10.30%
DAX	2.11%	5.16%	12.02%
NIKK225	1.56%	5.01%	9.46%
IPC	5.98%	-5.22%	-19.92%
DJI	2.60%	3.46%	9.83%
CAC40	0.38%	2.39%	-0.68%
HANGSENG	-0.47%	1.41%	2.01%
TSE300	3.35%	4.54%	9.69%
IBEX	3.22%	7.94%	14.64%

Cifras al 13 de septiembre de 2024. Índices en USD.

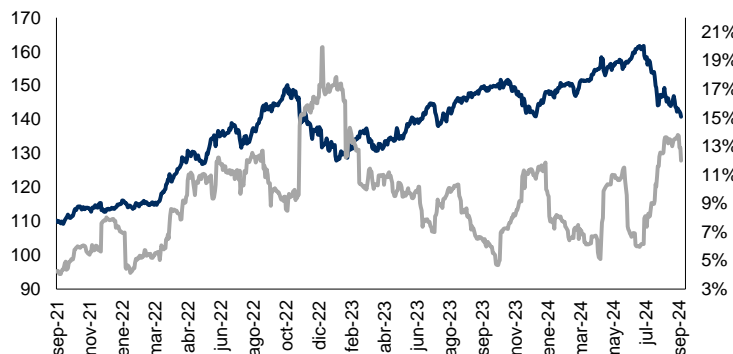


Monitor de Divisas

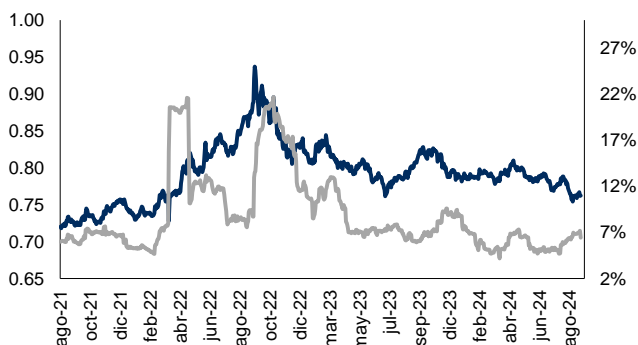
Euro (€) Cierre: 0.90 Volat: 5.4%



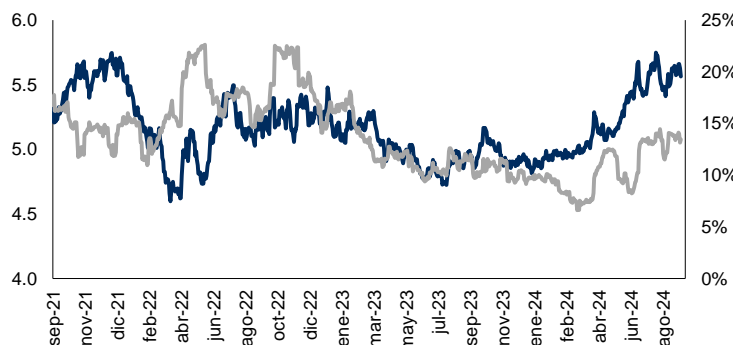
Yen Japonés (¥) Cierre: 140.82 Volat: 12.0%



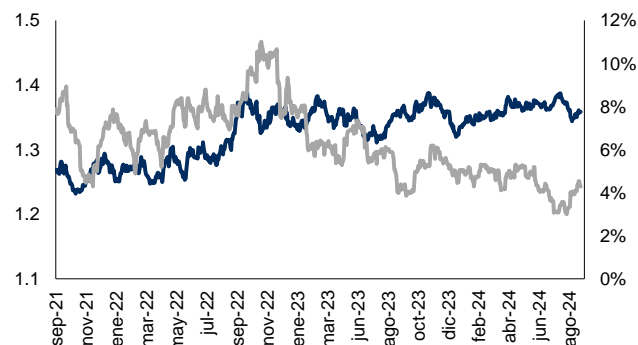
Libra Esterlina (£) Cierre: 0.76 Volat: 6.4%



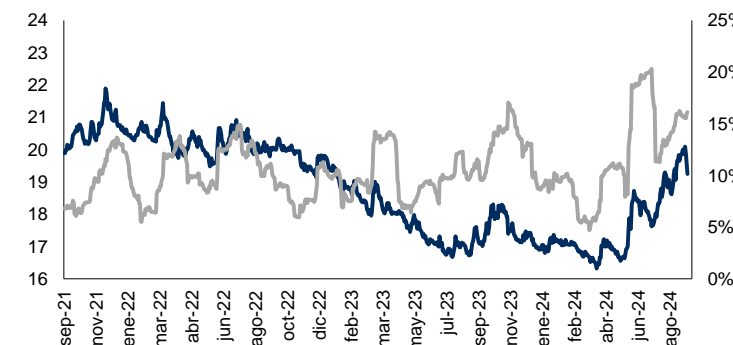
Real Brasileño Cierre: 5.56 Volat: 13.5%



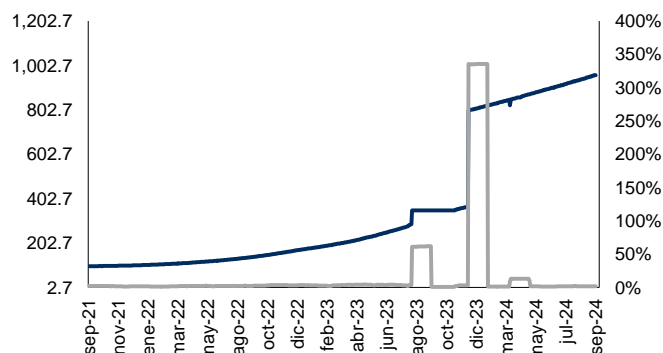
Dólar Canadiense Cierre: 1.36 Volat: 4.3%



Peso Mexicano Cierre: 19.25 Volat: 16.1%



Peso Argentino Cierre: 959.00 Volat: 1.6%



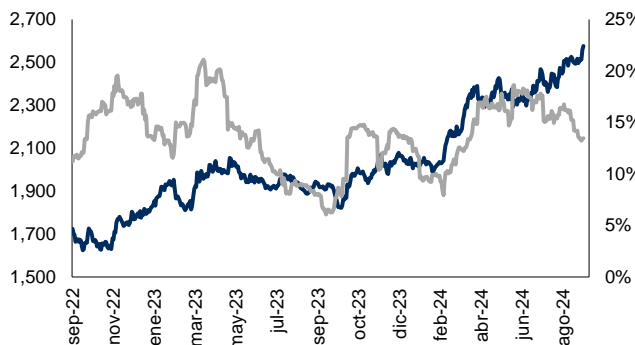
Moneda	Ultimo	7d	30d	Acumulado
Euro	0.90	-0.06%	0.58%	0.35%
Yen	140.82	1.03%	4.61%	0.13%
Libra	0.76	-0.01%	2.34%	3.10%
Real	5.56	0.63%	-1.64%	-12.79%
Dólar Can	1.36	-0.10%	0.95%	-2.46%
Peso Mex	19.25	4.00%	-2.14%	-12.18%
Peso Arg	959.00	-0.31%	-1.98%	-15.70%

Cifras al 13 de septiembre de 2024. Cotizaciones con respecto al USD.

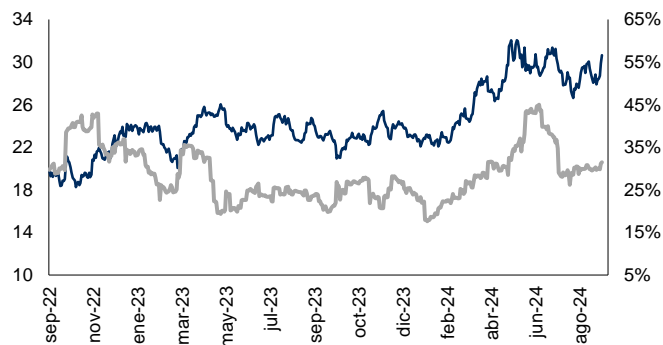


Monitor de Metales y Otros Commodities

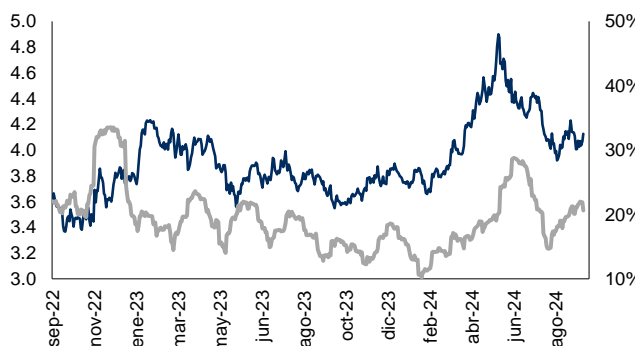
Oro (USD / T. Oz.) Cierre: 2,576.495 Volat.: 13.5%



Plata (USD / T. Oz.) Cierre: 30.658 Volat.: 31.4%



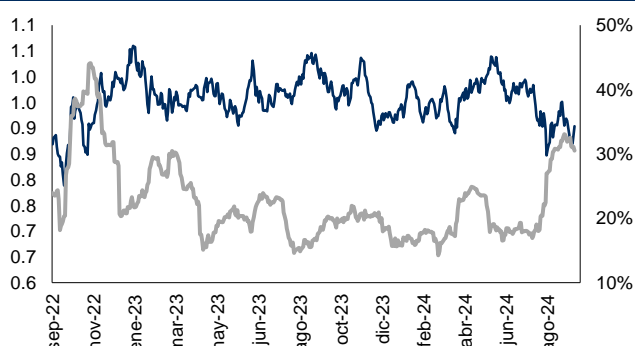
Cobre (USD / libra) Cierre: 4.126 Volat.: 20.6%



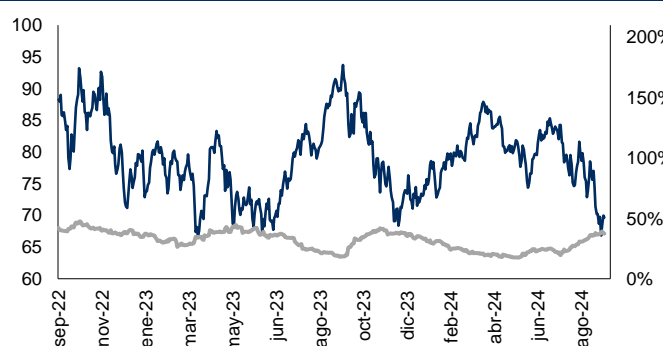
Zinc (USD / libra) Cierre: 1.278 Volat.: 26.7%



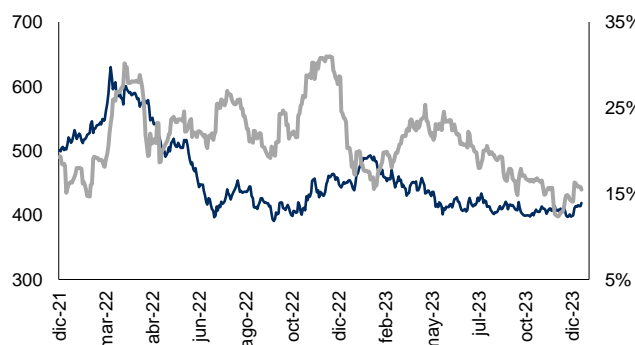
Plomo (USD / libra) Cierre: 0.904 Volat.: 30.5%



WTI (USD / barril) Cierre: 69.690 Volat.: 37.5%



Acero (Indice) Cierre: 446.379 Volat.: 25.3%



Metal	Ultimo	7d	30d	Acumulado
Oro	2576.50	3.18%	5.25%	24.92%
Plata	30.66	9.80%	11.14%	29.03%
Cobre	4.13	1.30%	2.81%	6.63%
Plomo	0.90	1.94%	2.43%	-2.93%
Zinc	1.28	4.85%	6.86%	7.31%
WTI	69.69	1.47%	-11.4%	-3.66%
Acero	446.38	4.43%	4.38%	5.62%

Cifras al 13 de septiembre del 2024.

