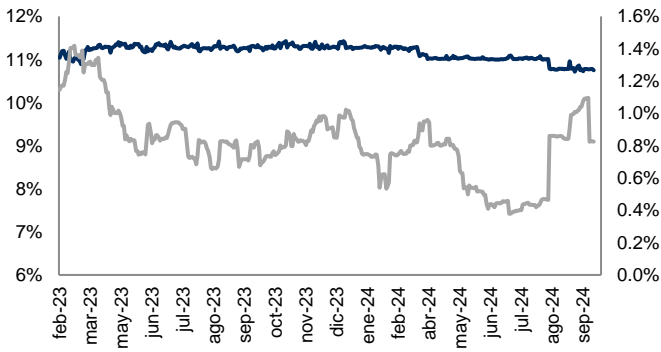


Monitor de Mercados Financieros

ABs y Volatilidad

Cierre: 10.8%

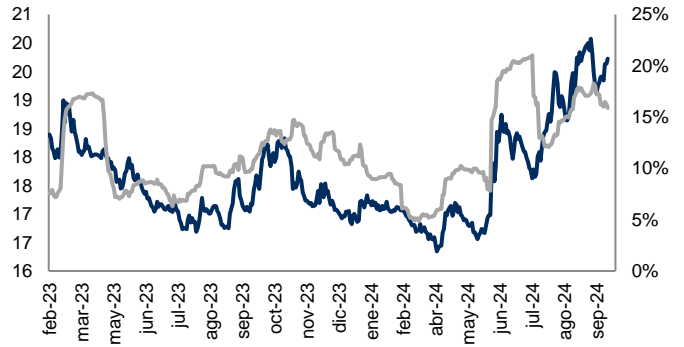
Volat: 0.8%



Tipo Cambio y Volatilidad

Cierre: 19.7270

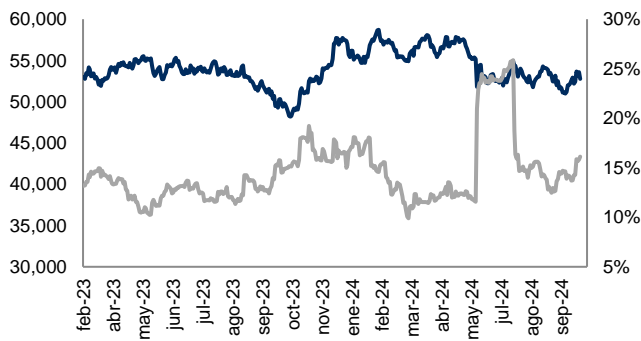
Volat: 15.9%



IPC y Volatilidad

Cierre: 52,778.17

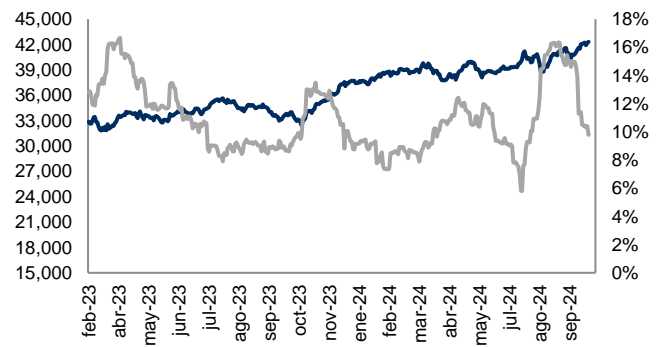
Volat: 16.1%



DJI y Volatilidad

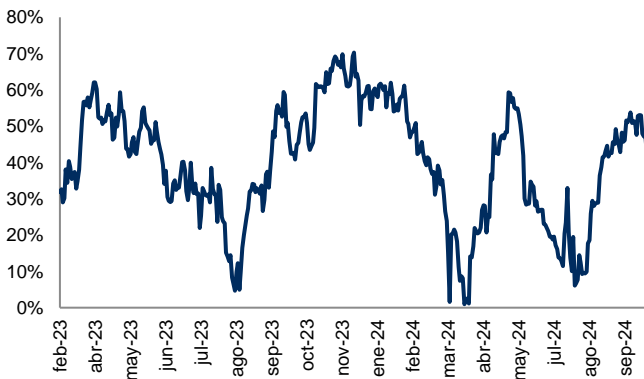
Cierre: 42,313.00

Volat: 9.8%



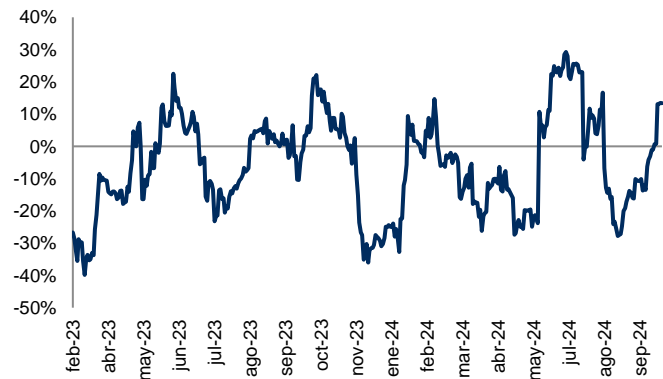
Correlación entre IPC y DJI

Correl: 42.0%



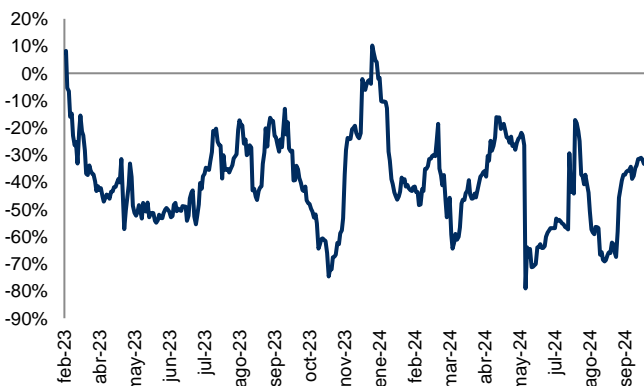
Correlación entre Tipo Cambio y ABs

Correl: 13.4%



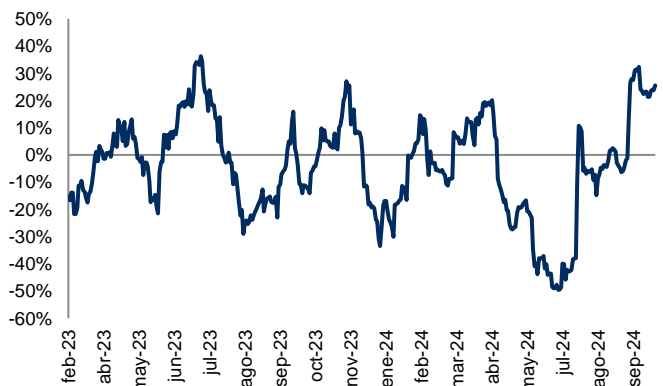
Correlación entre IPC y Tipo Cambio

Correl: -30.8%



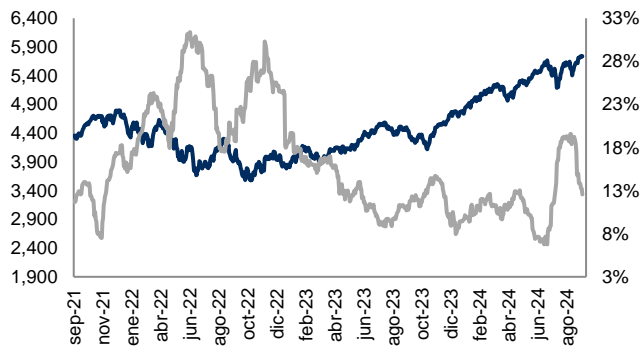
Correlación entre IPC y Abs

Correl: 25.5%

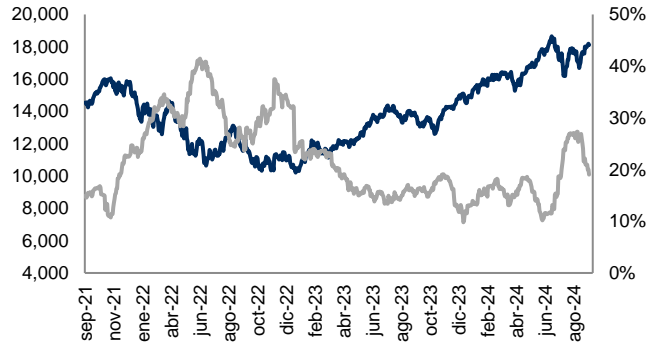


Monitor de Mercados

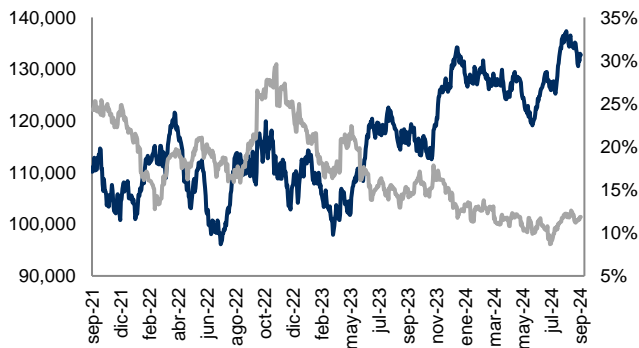
S&P 500 (EUA) Cierre: 5,738.17 Volat: 12.5%



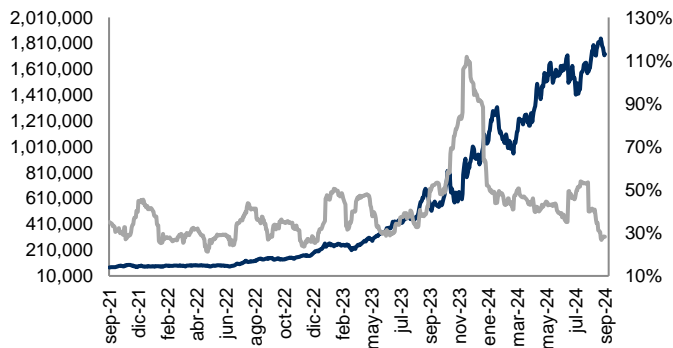
NASDAQ (EUA) Cierre: 18,119.59 Volat: 19.0%



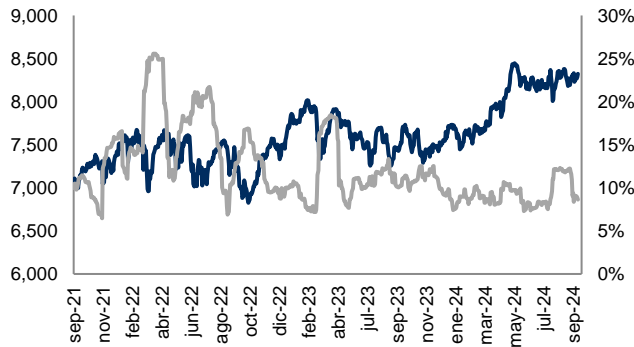
BOVESPA (Sao Paulo) Cierre: 132,730.36 Volat: 11.8%



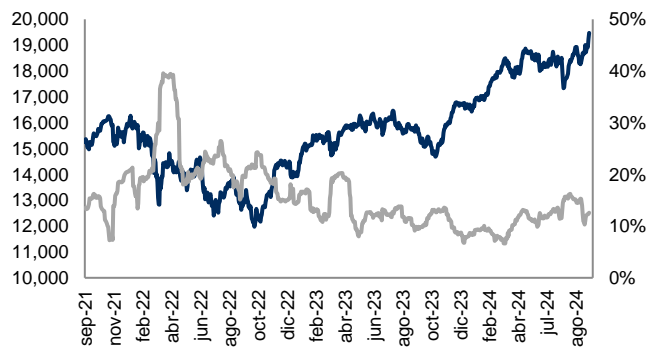
MERVAL (Buenos Aires) Cierre: 1,727,776.56 Volat: 28.2%



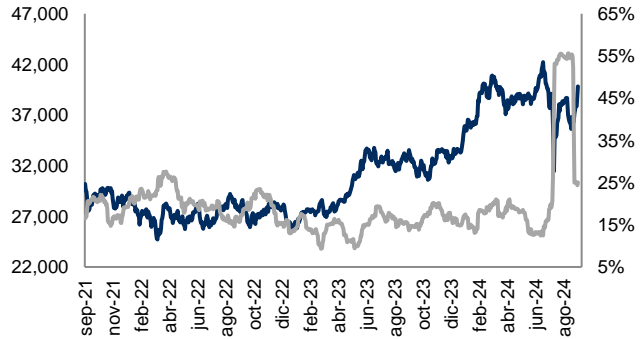
FTSE-100 (Londres) Cierre: 8,320.76 Volat: 8.6%



DAX (Frankfurt) Cierre: 19,473.63 Volat: 12.6%



NIKKEI-225 (Tokio) Cierre: 39,829.56 Volat: 25.0%



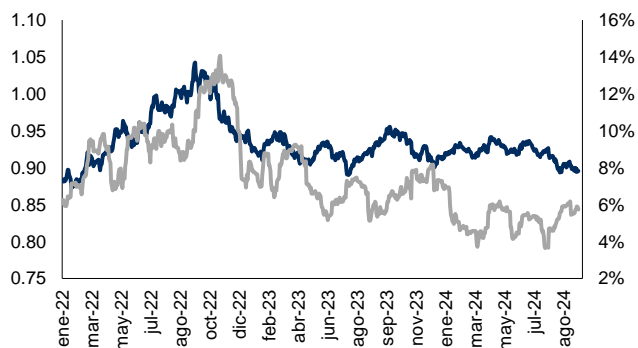
Índice	Rend. 7d	Rend. 30d	Rend. Año
S&P 500	0.62%	2.61%	20.30%
NASDAQ	0.95%	3.21%	20.71%
BOVESPA	2.71%	-1.02%	-11.66%
MERVAL	-5.61%	4.82%	55.53%
FTSE100	1.50%	0.58%	13.06%
DAX	4.04%	4.08%	17.58%
NIKK225	6.86%	5.54%	18.03%
IPC	-0.40%	0.33%	-20.87%
DJI	0.59%	2.97%	12.27%
CAC40	2.33%	3.22%	4.48%
HANGSENG	13.26%	17.05%	21.59%
TSE300	0.80%	3.34%	12.10%
IBEX	1.83%	6.02%	19.82%

Cifras al 27 de septiembre de 2024. Índices en USD.

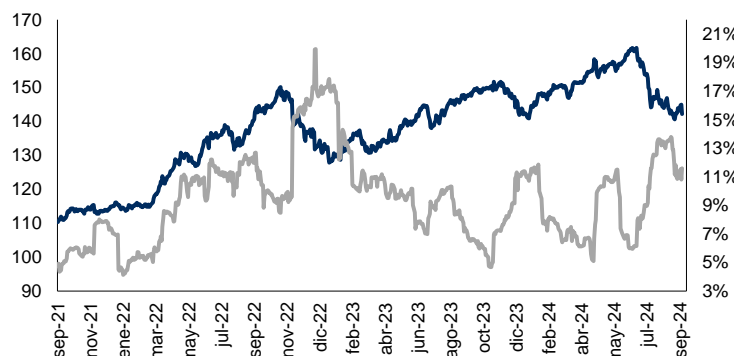


Monitor de Divisas

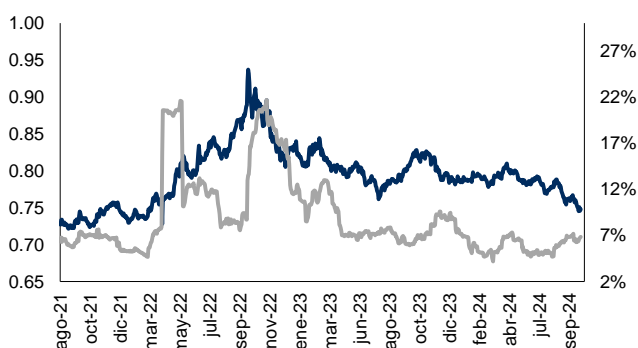
Euro (€) Cierre: 0.90 Volat: 5.7%



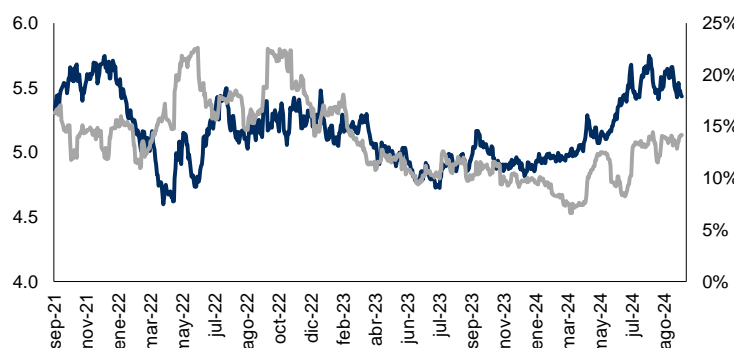
Yen Japonés (¥) Cierre: 142.19 Volat: 11.6%



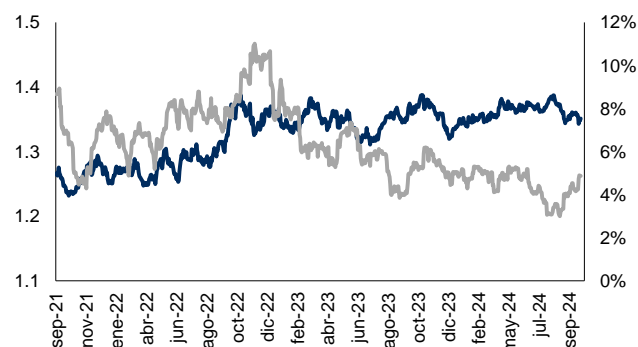
Libra Esterlina (£) Cierre: 0.75 Volat: 6.8%



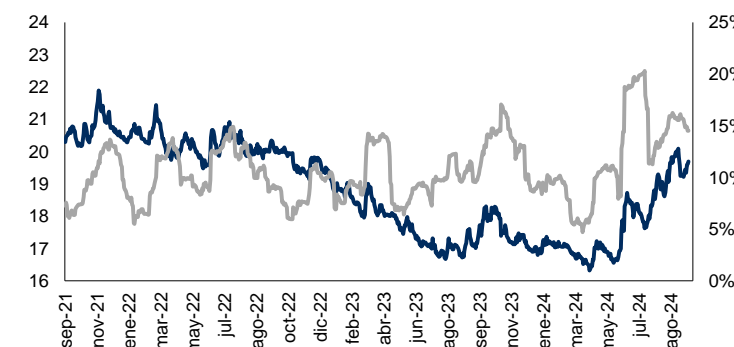
Real Brasileño Cierre: 5.43 Volat: 14.2%



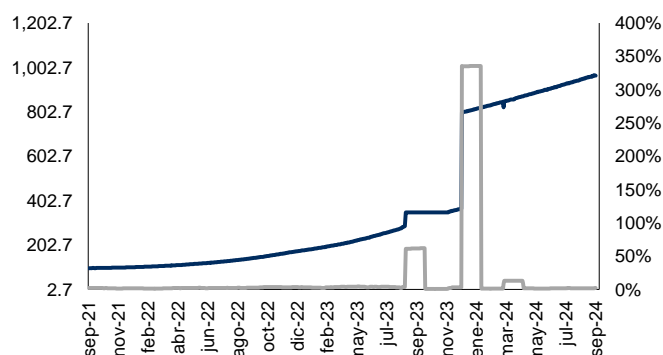
Dólar Canadiense Cierre: 1.35 Volat: 4.9%



Peso Mexicano Cierre: 19.70 Volat: 14.5%



Peso Argentino Cierre: 966.00 Volat: 2.0%



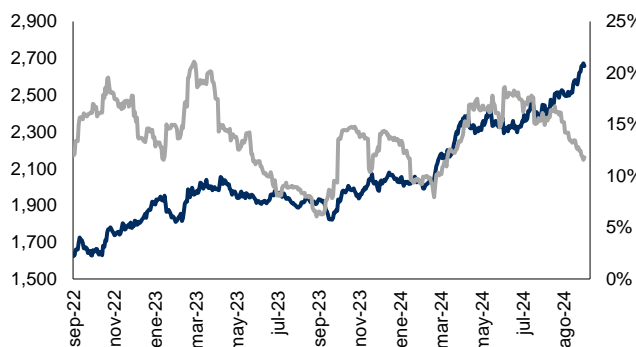
Moneda	Ultimo	7d	30d	Acumulado
Euro	0.90	0.01%	0.39%	1.14%
Yen	142.19	1.21%	1.67%	-0.84%
Libra	0.75	0.39%	0.86%	5.08%
Real	5.43	1.42%	2.42%	-10.69%
Dólar Can	1.35	0.42%	-0.24%	-1.93%
Peso Mex	19.70	-1.69%	-0.25%	-14.18%
Peso Arg	966.00	-0.41%	-1.86%	-16.31%

Cifras al 27 de septiembre de 2024. Cotizaciones con respecto al USD.



Monitor de Metales y Otros Commodities

Oro (USD / T. Oz.) Cierre: 2,657.968 Volat.: 11.8%



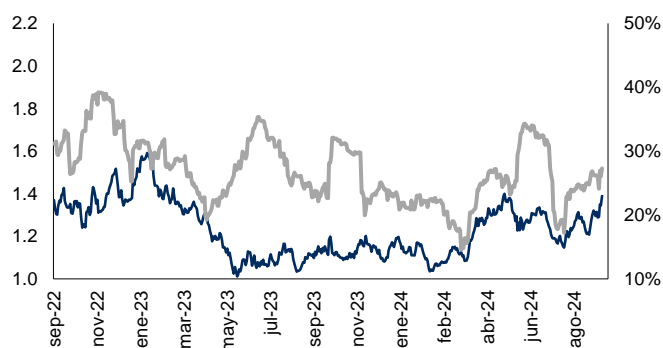
Plata (USD / T. Oz.) Cierre: 31.620 Volat.: 29.9%



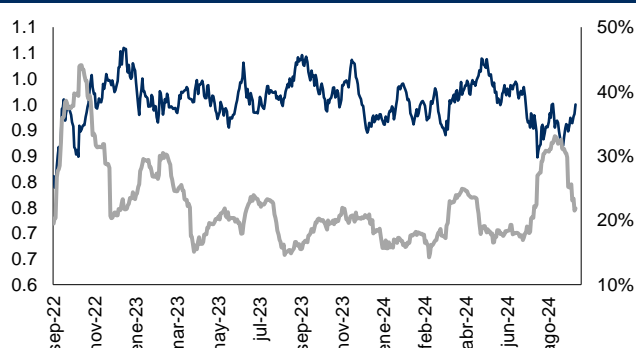
Cobre (USD / libra) Cierre: 4.511 Volat.: 20.4%



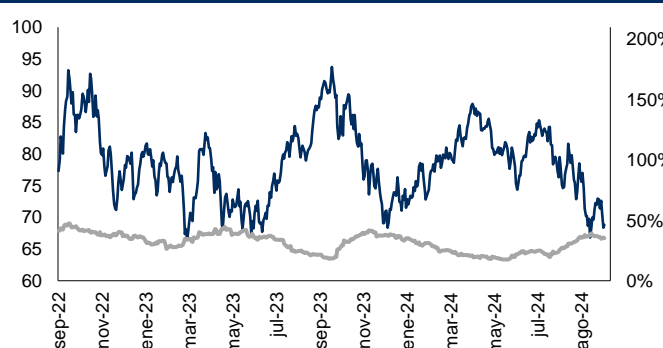
Zinc (USD / libra) Cierre: 1.389 Volat.: 27.3%



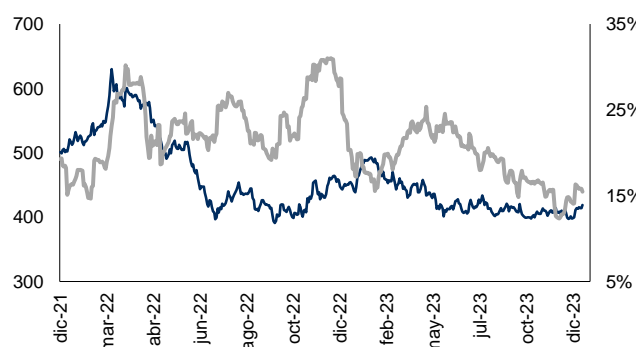
Plomo (USD / libra) Cierre: 0.950 Volat.: 21.8%



WTI (USD / barril) Cierre: 68.820 Volat.: 35.4%



Acero (Indice) Cierre: 476.387 Volat.: 26.3%



Metal	Ultimo	7d	30d	Acumulado
Oro	2657.97	1.37%	5.20%	28.87%
Plata	31.62	1.63%	5.25%	33.08%
Cobre	4.51	5.93%	6.63%	16.58%
Plomo	0.95	2.77%	-0.11%	2.02%
Zinc	1.39	5.62%	5.72%	16.56%
WTI	68.82	-5.49%	-9.0%	-4.87%
Acero	476.39	5.55%	4.90%	12.72%

Cifras al 27 de septiembre del 2024.

