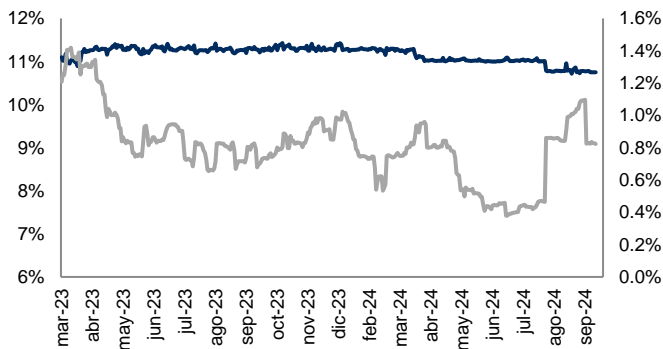
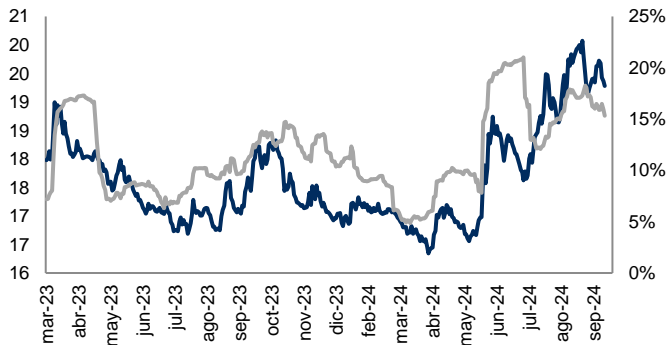


Monitor de Mercados Financieros

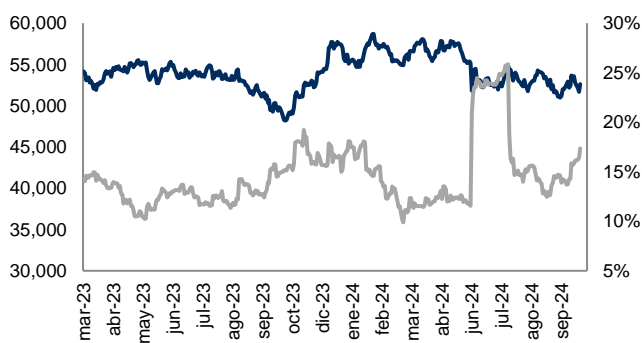
ABs y Volatilidad Cierre: 10.8% Volat: 0.8%



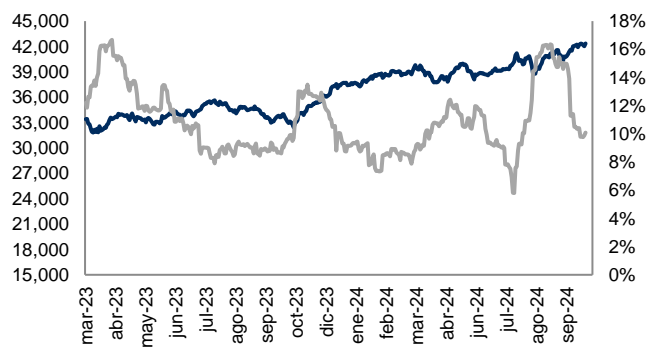
Tipo Cambio y Volatilidad Cierre: 19.2800 Volat: 15.3%



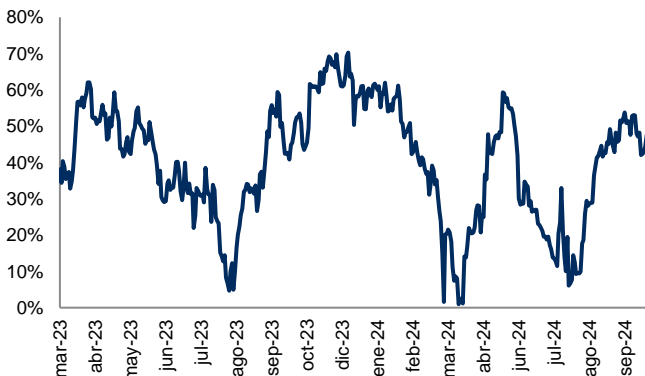
IPC y Volatilidad Cierre: 52,609.87 Volat: 17.3%



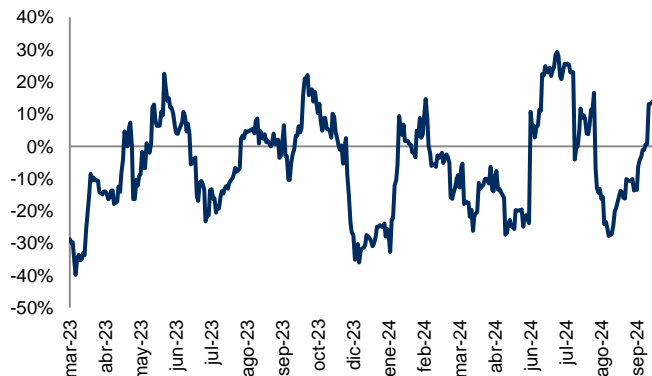
DJI y Volatilidad Cierre: 42,352.75 Volat: 10.1%



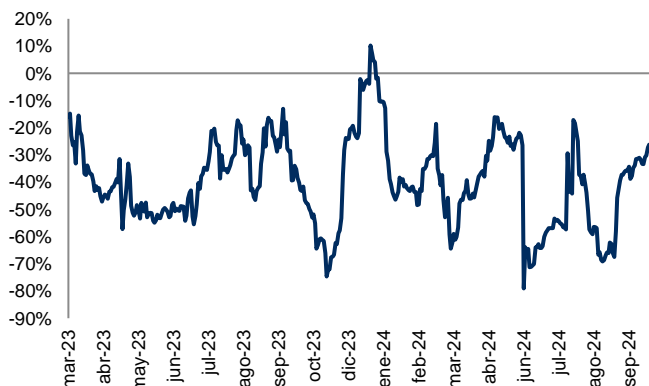
Correlación entre IPC y DJI Correl: 47.7%



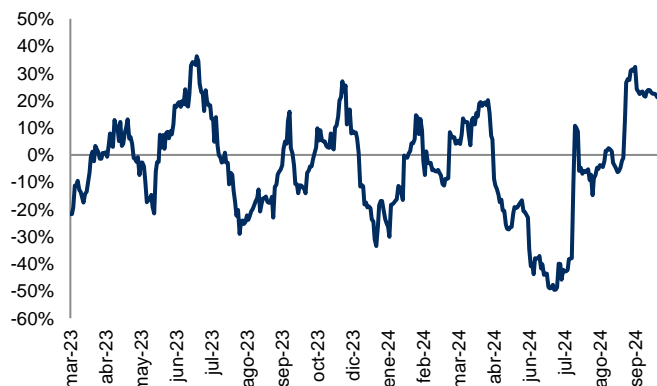
Correlación entre Tipo Cambio y ABs Correl: 12.5%



Correlación entre IPC y Tipo Cambio Correl: -28.1%

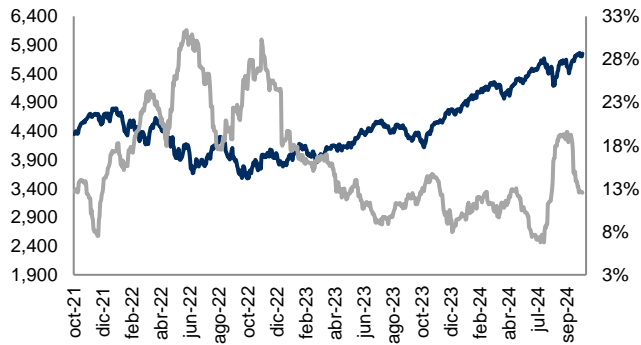


Correlación entre IPC y Abs Correl: 21.1%

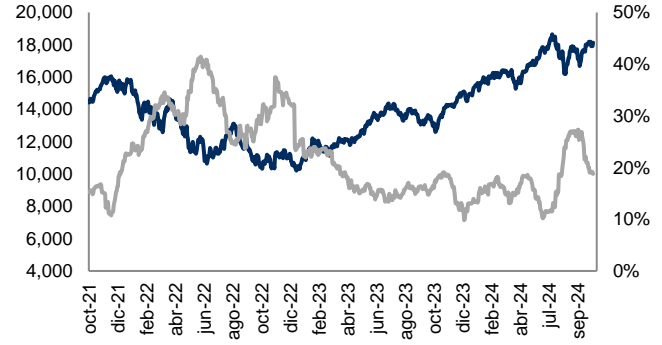


Monitor de Mercados

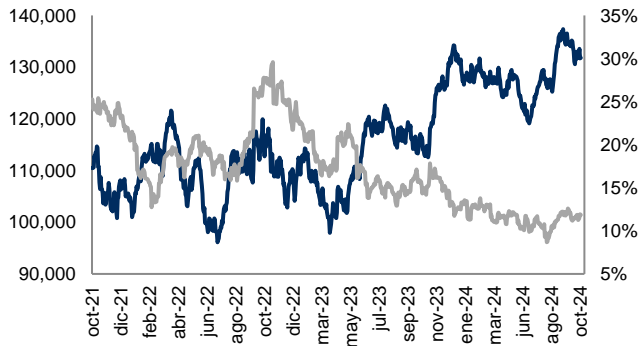
S&P 500 (EUA) Cierre: 5,751.07 Volat: 12.5%



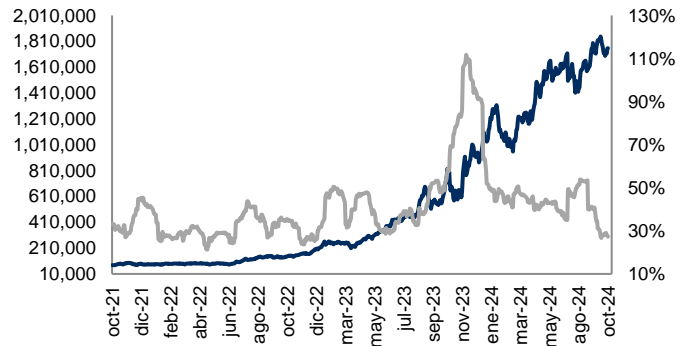
NASDAQ (EUA) Cierre: 18,137.85 Volat: 18.8%



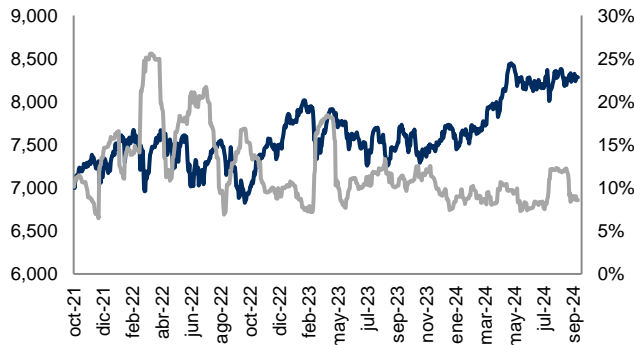
BOVESPA (Sao Paulo) Cierre: 131,791.55 Volat: 11.9%



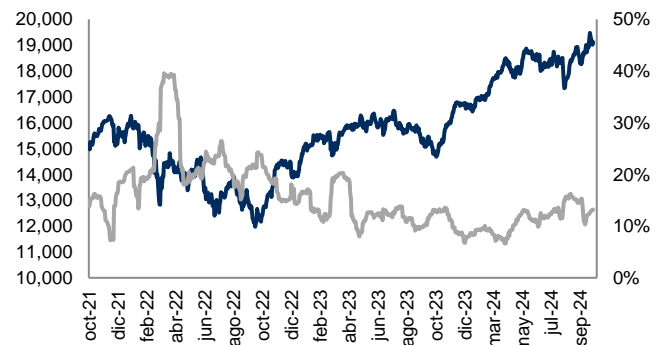
MERVAL (Buenos Aires) Cierre: 1,756,514.50 Volat: 27.3%



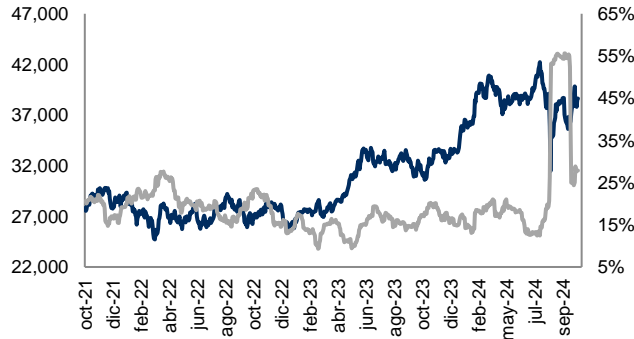
FTSE-100 (Londres) Cierre: 8,280.63 Volat: 8.5%



DAX (Frankfurt) Cierre: 19,120.93 Volat: 13.1%



NIKKEI-225 (Tokio) Cierre: 38,635.62 Volat: 27.8%



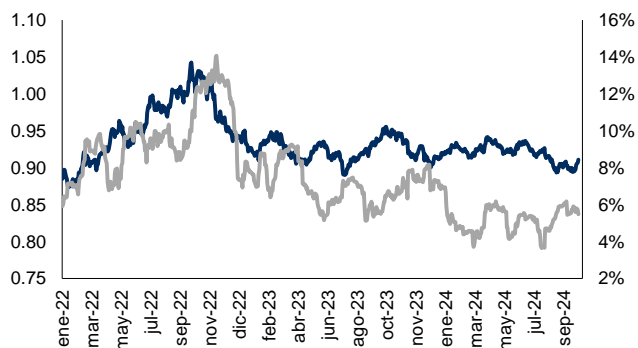
Índice	Rend. 7d	Rend. 30d	Rend. Año
S&P 500	0.22%	4.18%	20.57%
NASDAQ	0.10%	6.17%	20.83%
BOVESPA	-1.12%	0.10%	-12.65%
MERVAL	1.14%	-4.06%	57.30%
FTSE100	-2.39%	-0.10%	10.35%
DAX	-3.46%	1.86%	13.51%
NIKK225	-7.25%	0.79%	9.47%
IPC	1.98%	5.06%	-19.30%
DJI	0.09%	3.36%	12.37%
CAC40	-4.84%	-0.42%	-0.58%
HANGSENG	10.28%	30.75%	34.09%
TSE300	0.42%	4.37%	12.57%
IBEX	-4.21%	2.98%	14.78%

Cifras al 04 de octubre de 2024. Índices en USD.

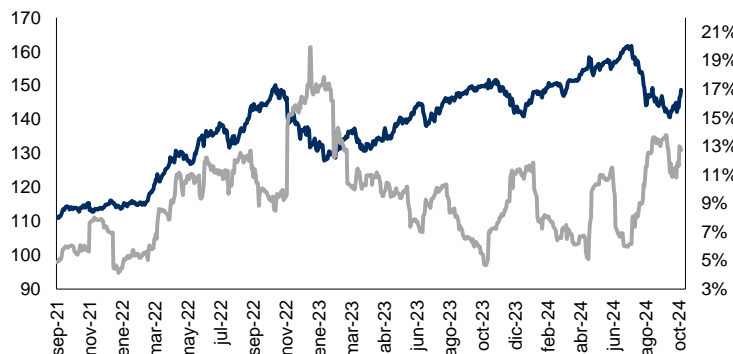


Monitor de Divisas

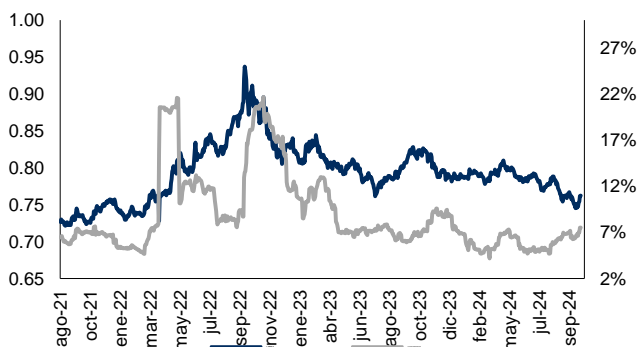
Euro (€) Cierre: 0.91 Volat: 5.5%



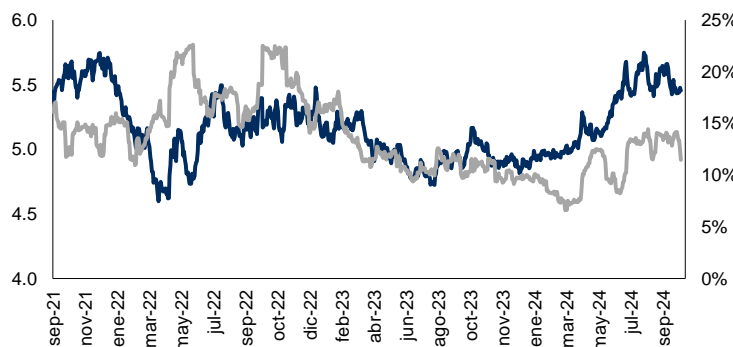
Yen Japonés (¥) Cierre: 148.71 Volat: 12.7%



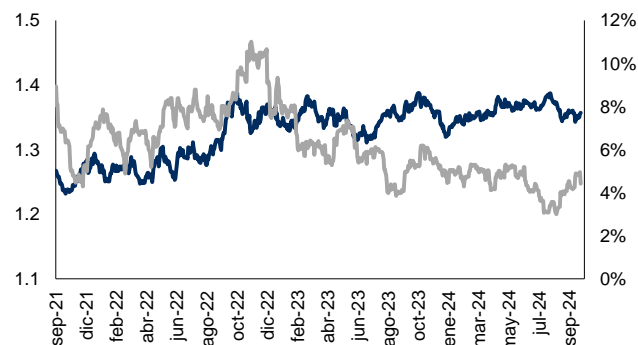
Libra Esterlina (£) Cierre: 0.76 Volat: 7.5%



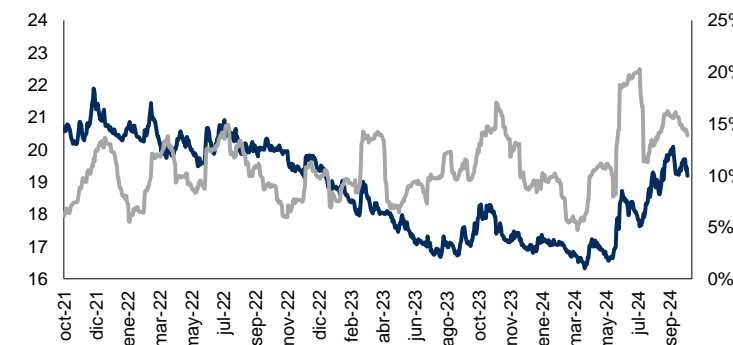
Real Brasileño Cierre: 5.46 Volat: 11.5%



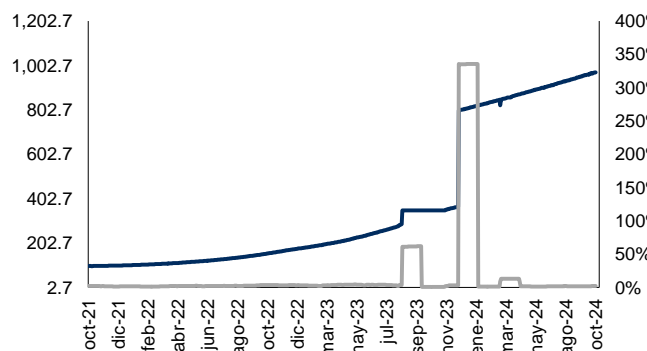
Dólar Canadiense Cierre: 1.36 Volat: 4.4%



Peso Mexicano Cierre: 19.19 Volat: 13.9%



Peso Argentino Cierre: 971.00 Volat: 2.1%



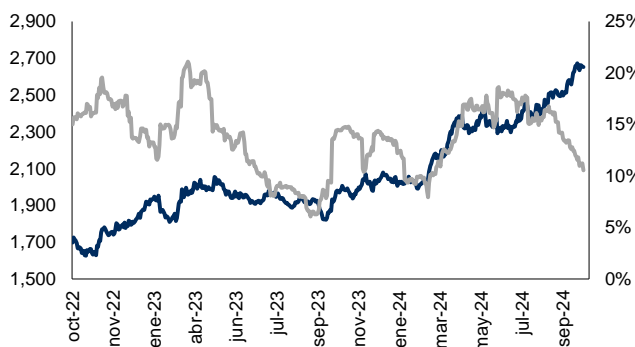
Moneda	Ultimo	7d	30d	Acumulado
Euro	0.91	-1.68%	-0.96%	-0.55%
Yen	148.71	-4.38%	-3.35%	-5.18%
Libra	0.76	-1.92%	-0.23%	3.06%
Real	5.46	-0.41%	3.38%	-11.06%
Dólar Can	1.36	-0.43%	-0.48%	-2.36%
Peso Mex	19.19	2.65%	3.47%	-11.91%
Peso Arg	971.00	-0.51%	-1.85%	-16.74%

Cifras al 04 de octubre de 2024. Cotizaciones con respecto al USD.



Monitor de Metales y Otros Commodities

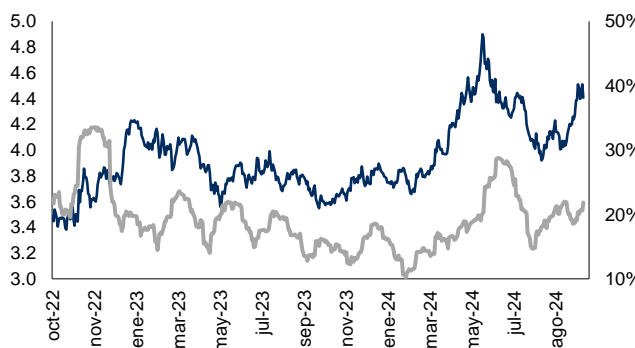
Oro (USD / T. Oz.) Cierre: 2,652.245 Volat.: 10.6%



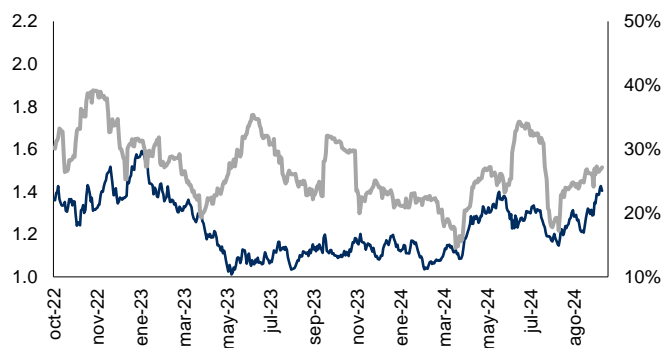
Plata (USD / T. Oz.) Cierre: 32.170 Volat.: 28.9%



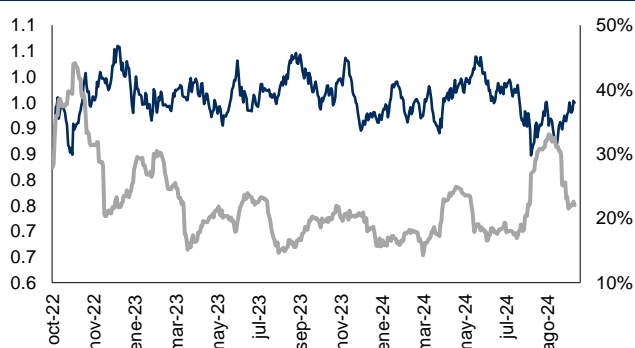
Cobre (USD / libra) Cierre: 4.408 Volat.: 21.9%



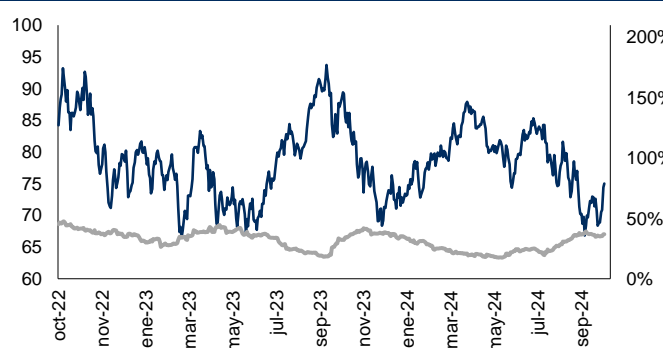
Zinc (USD / libra) Cierre: 1.404 Volat.: 27.1%



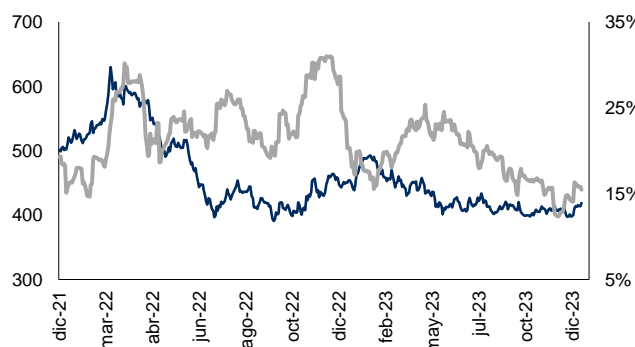
Plomo (USD / libra) Cierre: 0.950 Volat.: 22.1%



WTI (USD / barril) Cierre: 75.030 Volat.: 36.8%



Acero (Indice) Cierre: 478.142 Volat.: 25.9%



Metal	Ultimo	7d	30d	Acumulado
Oro	2652.25	-0.22%	6.25%	28.59%
Plata	32.17	1.74%	13.77%	35.40%
Cobre	4.41	-2.28%	10.06%	13.92%
Plomo	0.95	-0.04%	3.85%	1.98%
Zinc	1.40	1.13%	10.74%	17.87%
WTI	75.03	9.02%	6.9%	3.72%
Acero	478.14	0.37%	7.48%	13.13%

Cifras al 04 de octubre del 2024.

