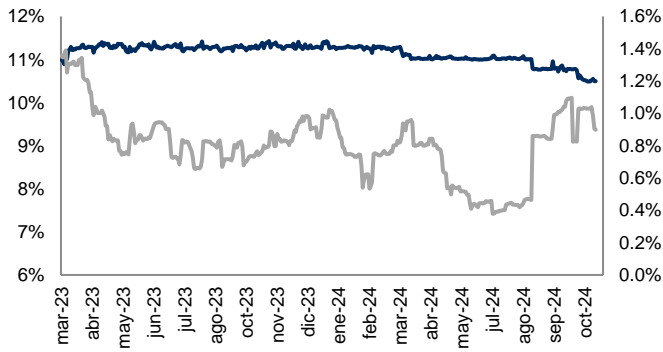


Monitor de Mercados Financieros

ABs y Volatilidad

Cierre: 10.5%

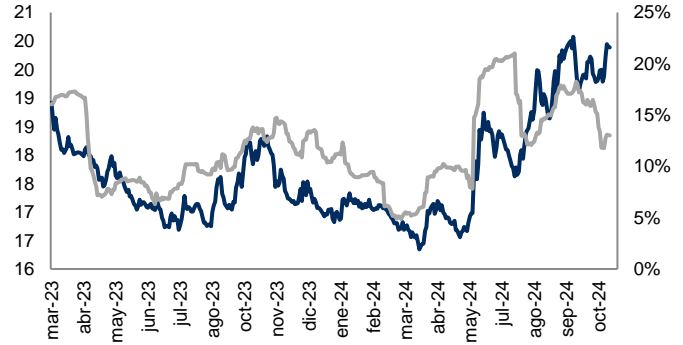
Volat: 0.9%



Tipo Cambio y Volatilidad

Cierre: 19.8880

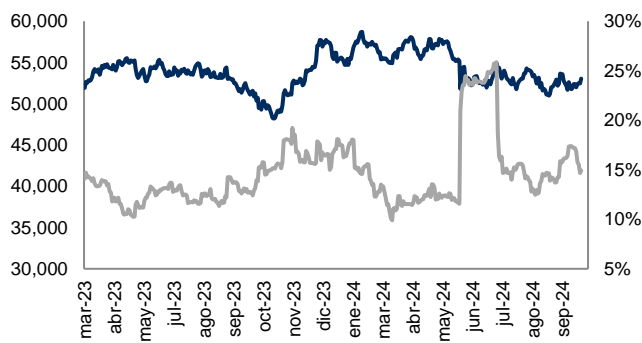
Volat: 13.0%



IPC y Volatilidad

Cierre: 53,027.42

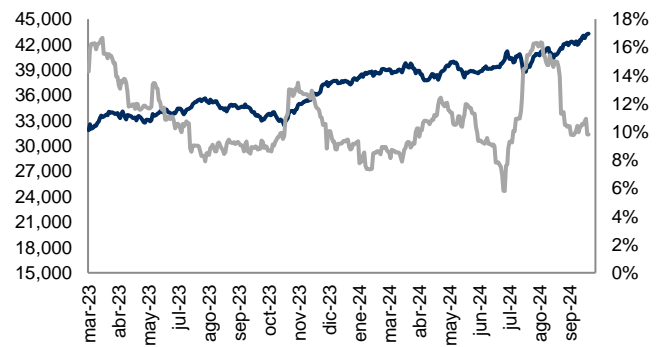
Volat: 14.9%



DJI y Volatilidad

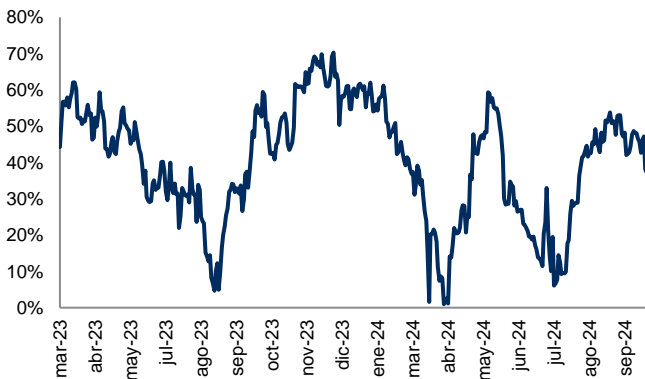
Cierre: 43,275.91

Volat: 9.8%



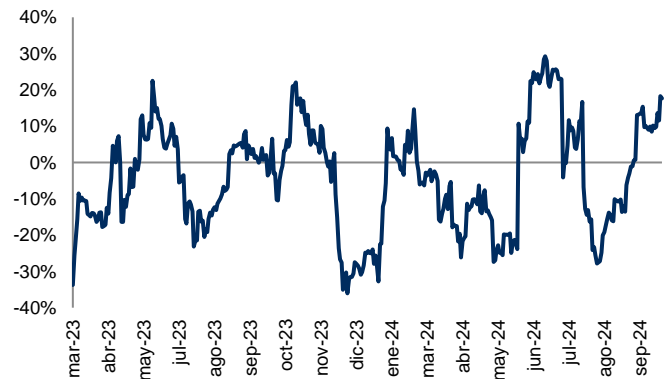
Correlación entre IPC y DJI

Correl: 37.1%



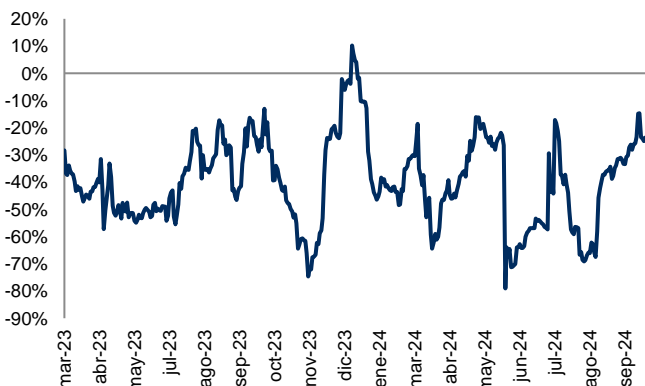
Correlación entre Tipo Cambio y ABs

Correl: 17.6%



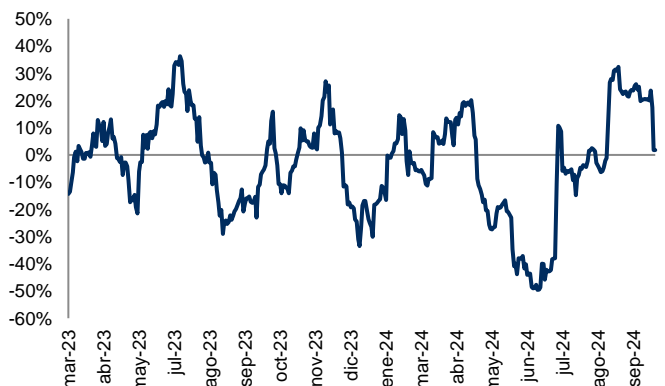
Correlación entre IPC y Tipo Cambio

Correl: -23.9%



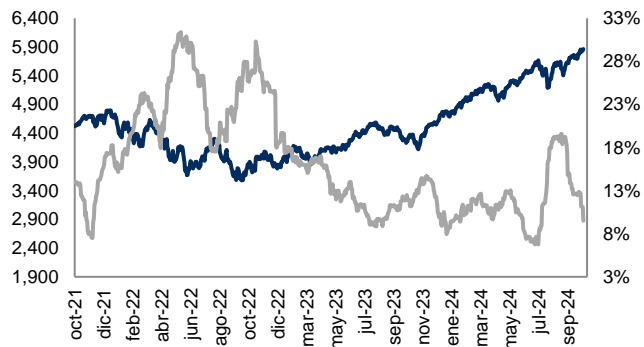
Correlación entre IPC y Abs

Correl: 1.7%

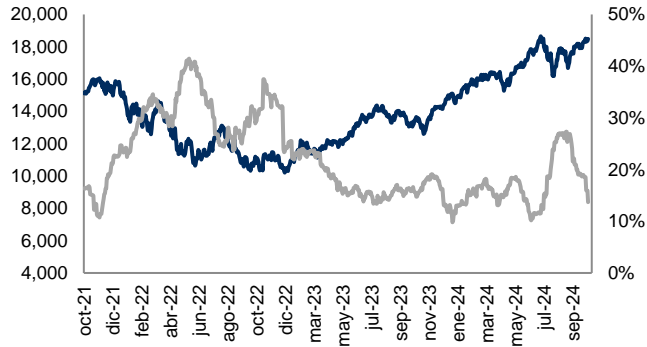


Monitor de Mercados

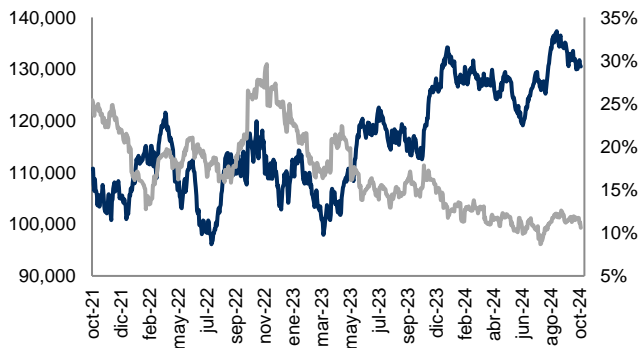
S&P 500 (EUA) Cierre: 5,864.67 Volat: 9.5%



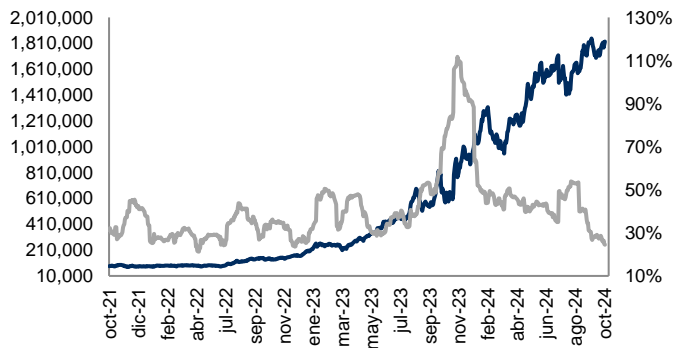
NASDAQ (EUA) Cierre: 18,489.55 Volat: 13.7%



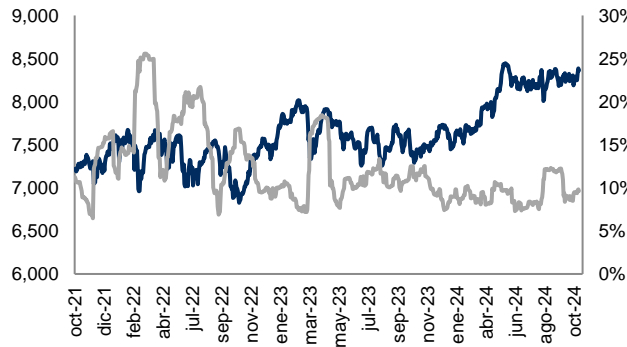
BOVESPA (Sao Paulo) Cierre: 130,499.26 Volat: 10.6%



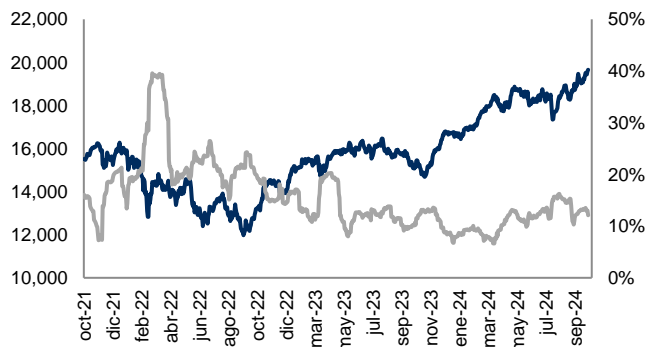
MERVAL (Buenos Aires) Cierre: 1,823,329.81 Volat: 24.4%



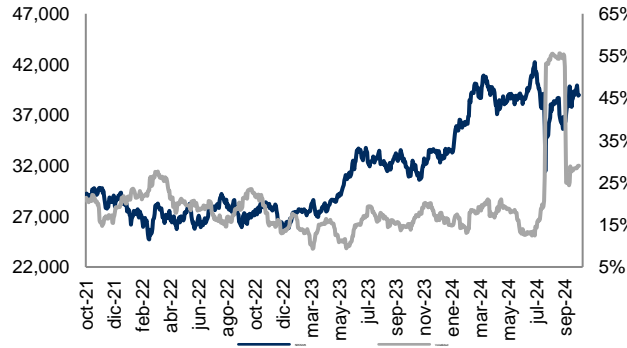
FTSE-100 (Londres) Cierre: 8,358.25 Volat: 9.6%



DAX (Frankfurt) Cierre: 19,657.37 Volat: 12.1%



NIKKEI-225 (Tokio) Cierre: 38,981.75 Volat: 29.0%



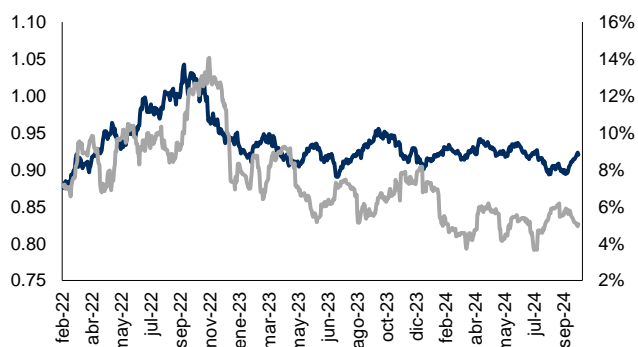
| Índice | Rend. 7d | Rend. 30d | Rend. Año |
|----------|----------|-----------|-----------|
| S&P 500 | 0.85% | 4.39% | 22.95% |
| NASDAQ | 0.80% | 5.21% | 23.17% |
| BOVESPA | -1.00% | -6.37% | -17.09% |
| MERVAL | 1.66% | -1.44% | 61.71% |
| FTSE100 | 1.13% | 0.07% | 10.81% |
| DAX | 0.80% | 2.67% | 15.53% |
| NIKK225 | -1.83% | 1.96% | 9.85% |
| IPC | -1.82% | -2.03% | -21.09% |
| DJI | 0.96% | 4.27% | 14.82% |
| CAC40 | -0.19% | -0.63% | -0.64% |
| HANGSENG | -2.10% | 18.15% | 22.64% |
| TSE300 | 1.16% | 3.72% | 13.73% |
| IBEX | 1.09% | -0.25% | 16.22% |

Cifras al 18 de octubre de 2024. Índices en USD.

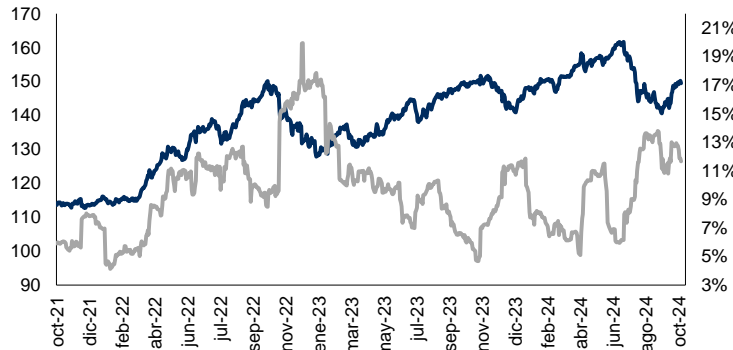


Monitor de Divisas

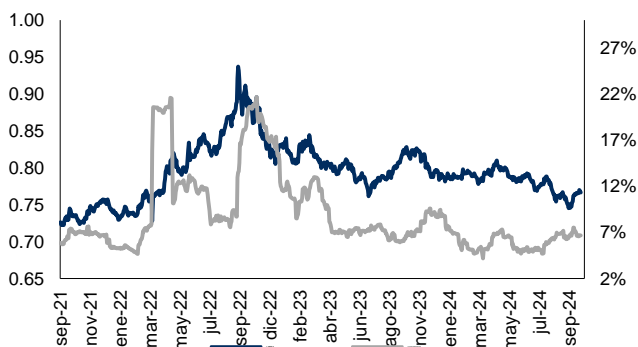
Euro (€) Cierre: 0.92 Volat: 5.0%



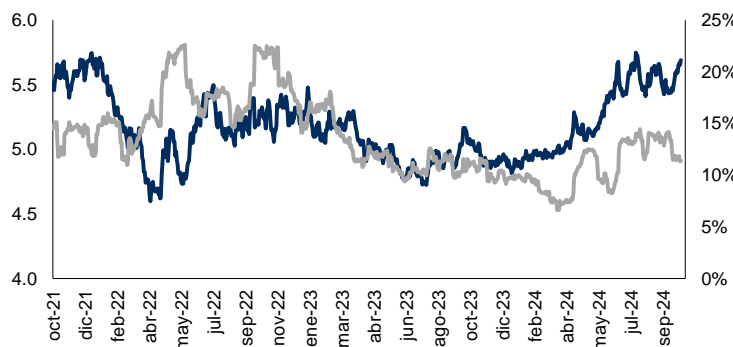
Yen Japonés (¥) Cierre: 149.52 Volat: 11.7%



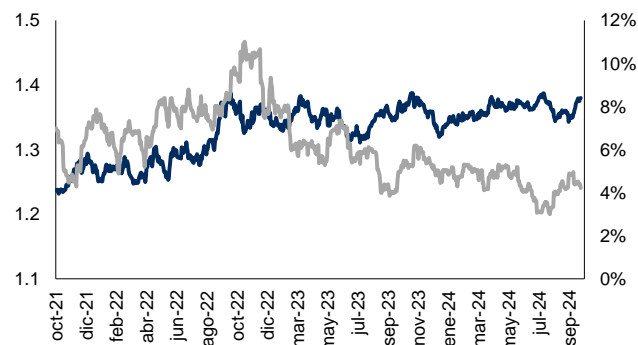
Libra Esterlina (£) Cierre: 0.77 Volat: 6.7%



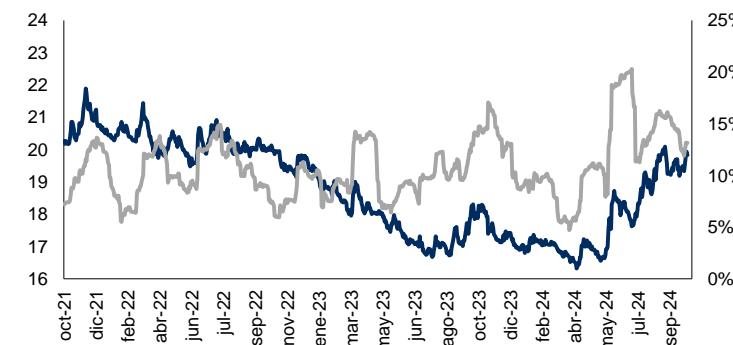
Real Brasileño Cierre: 5.69 Volat: 11.4%



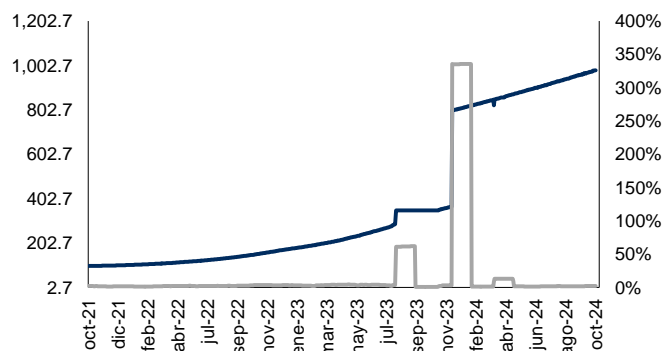
Dólar Canadiense Cierre: 1.38 Volat: 4.2%



Peso Mexicano Cierre: 19.83 Volat: 13.2%



Peso Argentino Cierre: 980.50 Volat: 2.3%

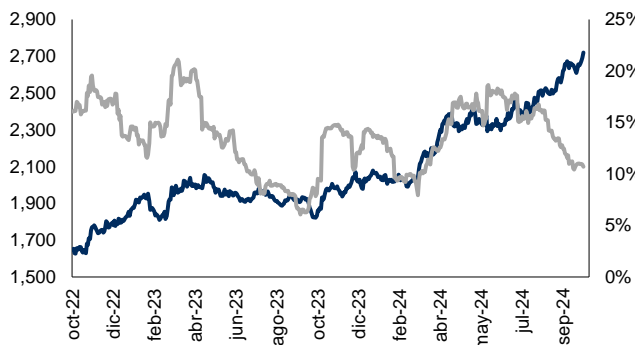


| Moneda | Ultimo | 7d | 30d | Acumulado |
|------------------|--------|--------|--------|-----------|
| Euro | 0.92 | -0.65% | -2.27% | -1.55% |
| Yen | 149.52 | -0.26% | -4.85% | -5.70% |
| Libra | 0.77 | -0.14% | -1.18% | 2.52% |
| Real | 5.69 | -1.38% | -4.04% | -14.74% |
| Dólar Can | 1.38 | -0.28% | -1.42% | -3.98% |
| Peso Mex | 19.83 | -2.26% | -2.81% | -14.78% |
| Peso Arg | 980.50 | -0.59% | -1.89% | -17.55% |

Cifras al 18 de octubre de 2024. Cotizaciones con respecto al USD.

Monitor de Metales y Otros Commodities

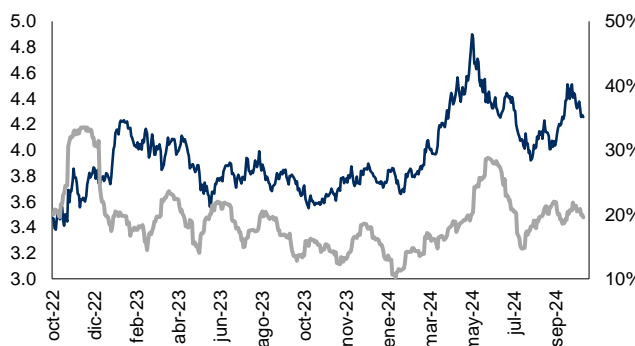
Oro (USD / T. Oz.) Cierre: 2,720.247 Volat.: 10.7%



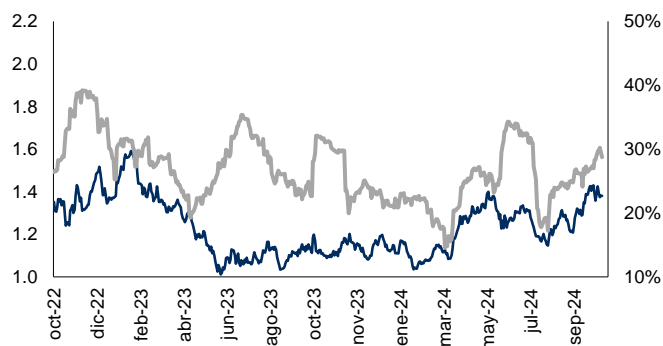
Plata (USD / T. Oz.) Cierre: 33.655 Volat.: 31.0%



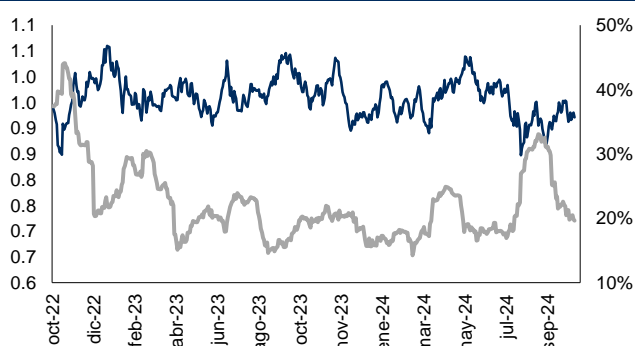
Cobre (USD / libra) Cierre: 4.257 Volat.: 19.5%



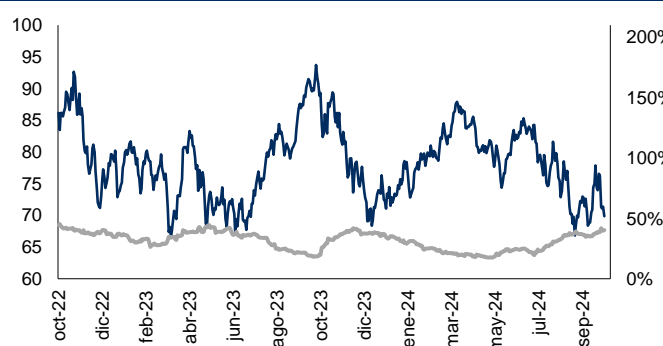
Zinc (USD / libra) Cierre: 1.381 Volat.: 28.7%



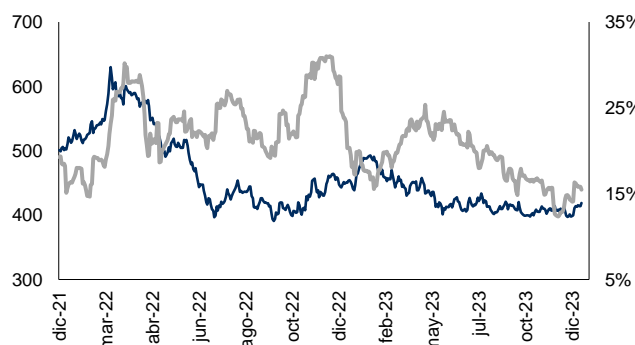
Plomo (USD / libra) Cierre: 0.921 Volat.: 19.7%



WTI (USD / barril) Cierre: 69.880 Volat.: 40.3%



Acero (Indice) Cierre: 466.747 Volat.: 27.4%



| Metal | Ultimo | 7d | 30d | Acumulado |
|-------|---------|--------|--------|-----------|
| Oro | 2720.25 | 2.42% | 6.36% | 31.89% |
| Plata | 33.66 | 6.75% | 11.83% | 41.65% |
| Cobre | 4.26 | -2.07% | 1.59% | 10.02% |
| Plomo | 0.92 | 0.55% | 2.66% | -1.06% |
| Zinc | 1.38 | -0.85% | 5.14% | 15.92% |
| WTI | 69.88 | -8.31% | -2.9% | -3.40% |
| Acero | 466.75 | -1.66% | 3.40% | 10.44% |

Cifras al 18 de octubre del 2024.

