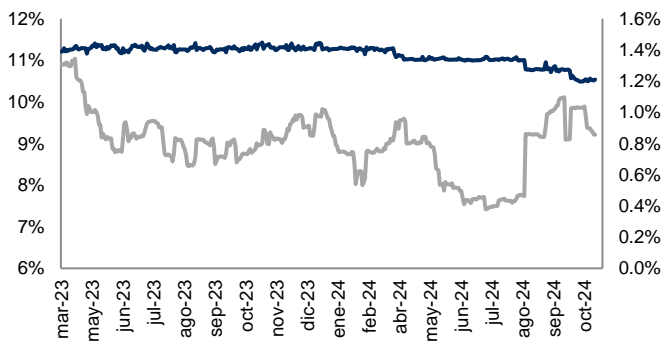
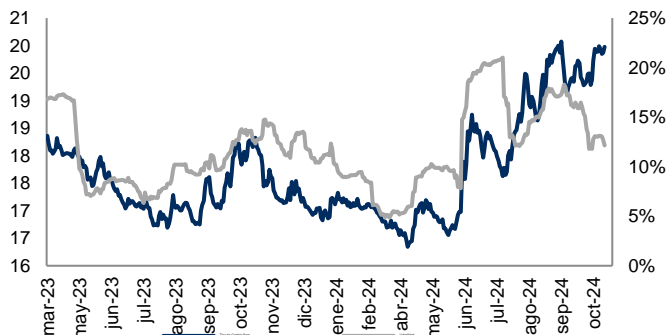


# Monitor de Mercados Financieros

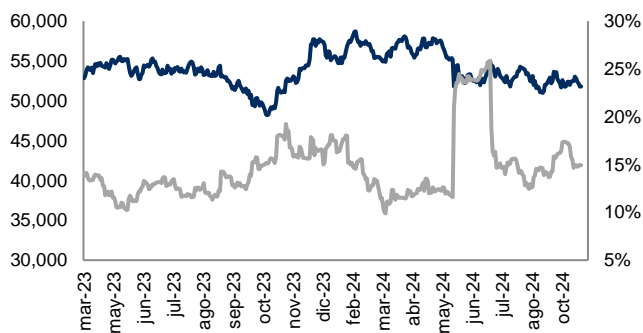
**ABs y Volatilidad** Cierre: 10.5% Volat: 0.9%



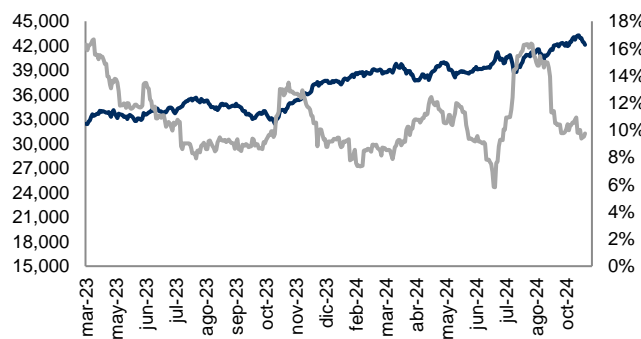
**Tipo Cambio y Volatilidad** Cierre: 19.9790 Volat: 12.1%



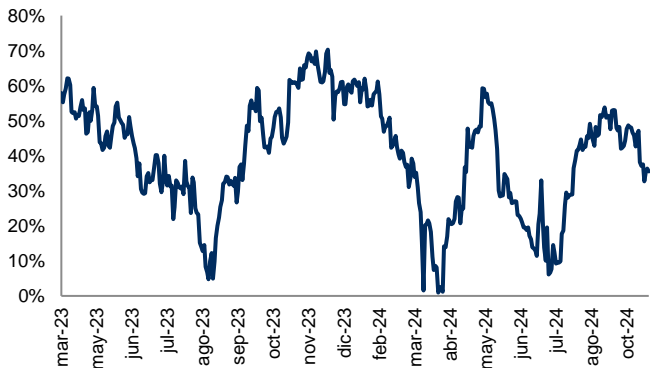
**IPC y Volatilidad** Cierre: 51,784.33 Volat: 14.9%



**DJI y Volatilidad** Cierre: 42,114.40 Volat: 9.7%



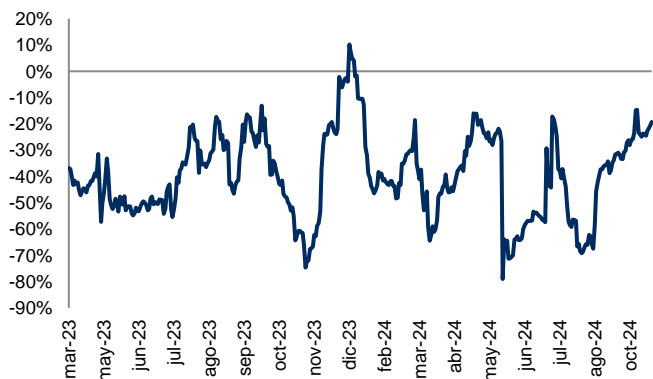
**Correlación entre IPC y DJI** Correl: 35.5%



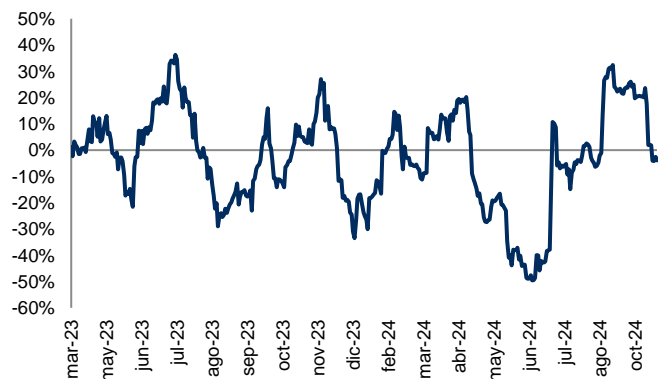
**Correlación entre Tipo Cambio y ABs** Correl: 29.9%



**Correlación entre IPC y Tipo Cambio** Correl: -19.3%

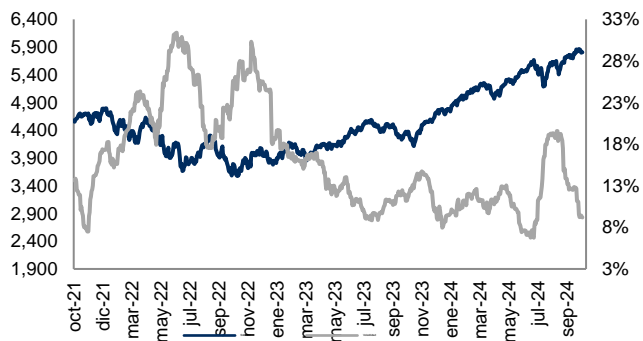


**Correlación entre IPC y Abs** Correl: -3.9%



# Monitor de Mercados

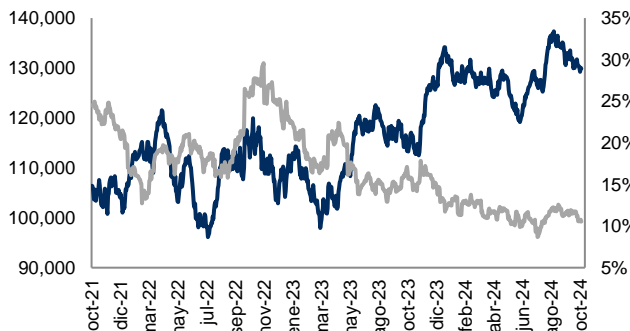
**S&P 500 (EUA)** Cierre: 5,808.12 Volat: 9.2%



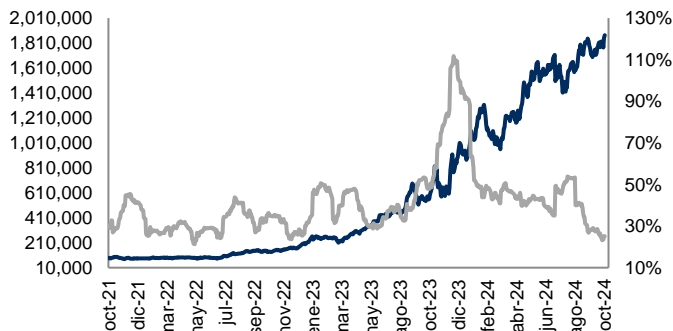
**NASDAQ (EUA)** Cierre: 18,518.61 Volat: 13.1%



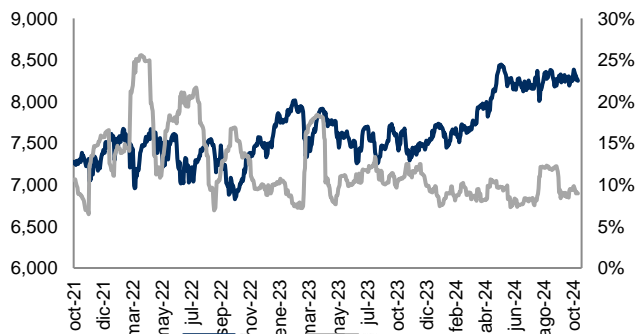
**BOVESPA (Sao Paulo)** Cierre: 129,893.32 Volat: 10.5%



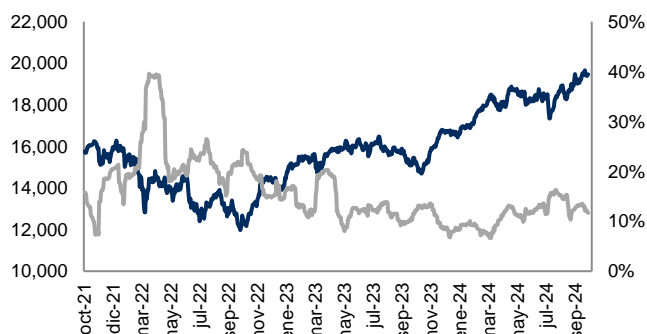
**MERVAL (Buenos Aires)** Cierre: 1,872,784.66 Volat: 25.1%



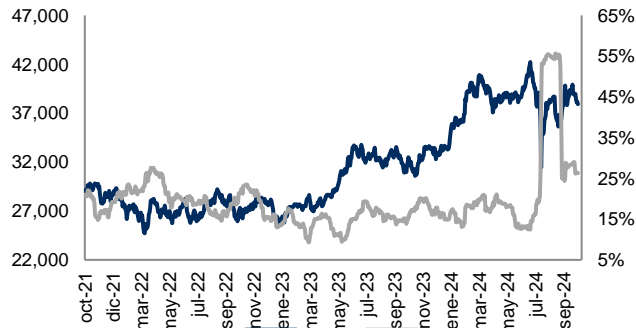
**FTSE-100 (Londres)** Cierre: 8,248.84 Volat: 9.0%



**DAX (Frankfurt)** Cierre: 19,463.59 Volat: 11.6%



**NIKKEI-225 (Tokio)** Cierre: 37,913.92 Volat: 26.4%



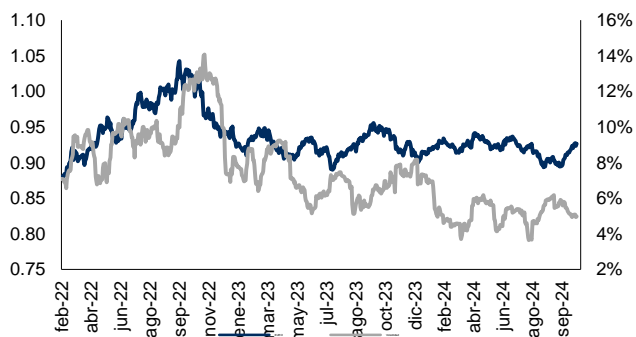
Índice	Rend. 7d	Rend. 30d	Rend. Año
S&P 500	-0.96%	1.50%	21.77%
NASDAQ	0.16%	2.41%	23.36%
BOVESPA	-0.75%	-5.26%	-17.70%
MERVAL	2.30%	5.58%	65.42%
FTSE100	-1.98%	-2.94%	8.61%
DAX	-1.65%	-0.25%	13.62%
NIKK225	-4.51%	-4.85%	4.89%
IPC	-2.84%	-4.24%	-23.33%
DJI	-2.68%	0.48%	11.74%
CAC40	-2.18%	-3.92%	-2.80%
HANGSENG	-1.03%	7.84%	21.37%
TSE300	-2.09%	-0.67%	11.35%
IBEX	-1.61%	-2.88%	14.35%

Cifras al 25 de octubre de 2024. Índices en USD.

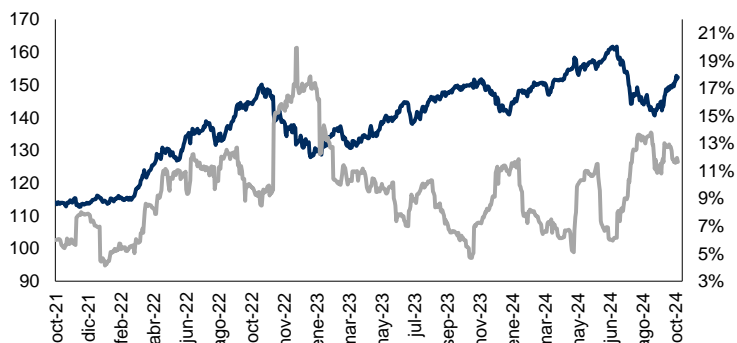


# Monitor de Divisas

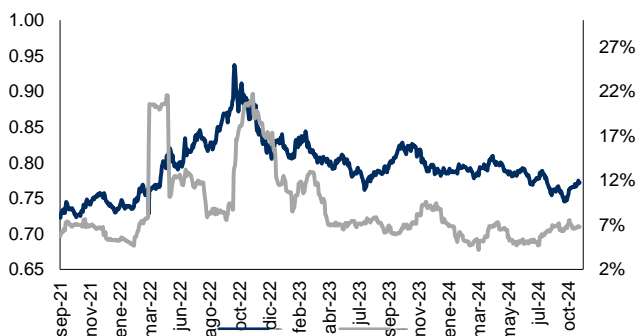
**Euro (€)** Cierre: 0.93 Volat: 5.0%



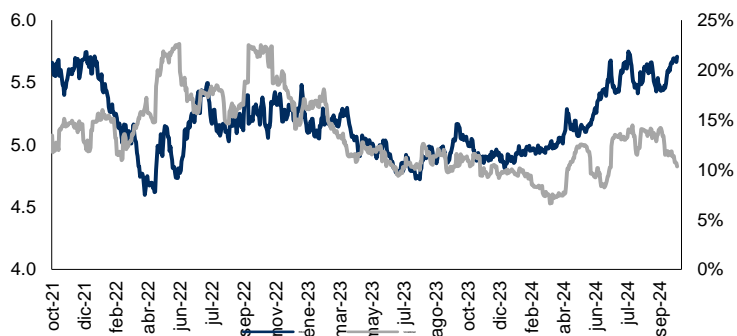
**Yen Japonés (¥)** Cierre: 152.30 Volat: 11.6%



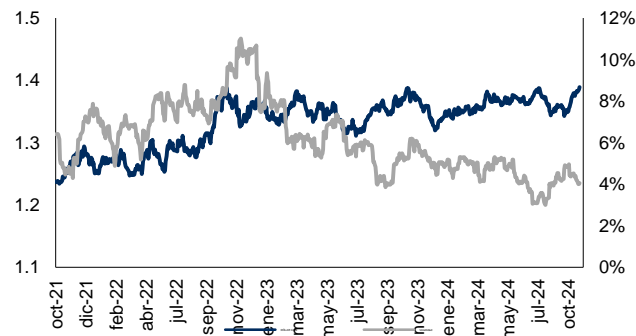
**Libra Esterlina (£)** Cierre: 0.77 Volat: 6.8%



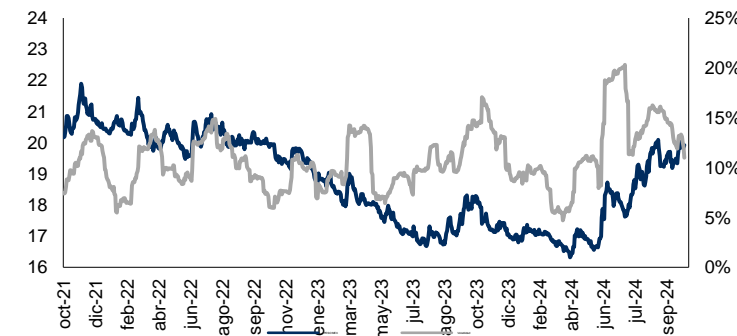
**Real Brasileño** Cierre: 5.71 Volat: 10.3%



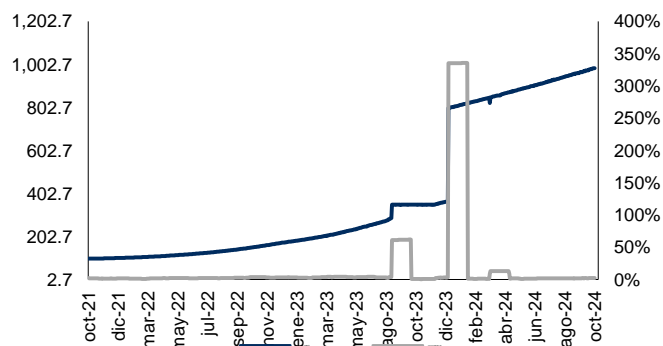
**Dólar Canadiense** Cierre: 1.39 Volat: 4.1%



**Peso Mexicano** Cierre: 19.92 Volat: 11.0%



**Peso Argentino** Cierre: 984.50 Volat: 2.2%



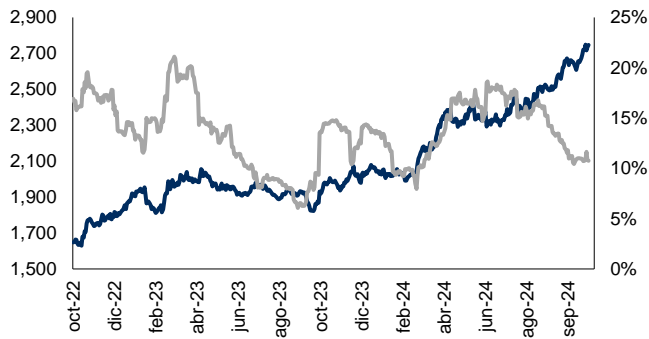
Moneda	Ultimo	7d	30d	Acumulado
Euro	0.93	-0.67%	-3.05%	-2.21%
Yen	152.30	-1.83%	-4.96%	-7.42%
Libra	0.77	-0.68%	-2.70%	1.82%
Real	5.71	-0.28%	-4.03%	-14.98%
Dólar Can	1.39	-0.66%	-2.94%	-4.61%
Peso Mex	19.92	-0.45%	-1.66%	-15.16%
Peso Arg	984.50	-0.41%	-1.68%	-17.88%

Cifras al 25 de octubre de 2024. Cotizaciones con respecto al USD.

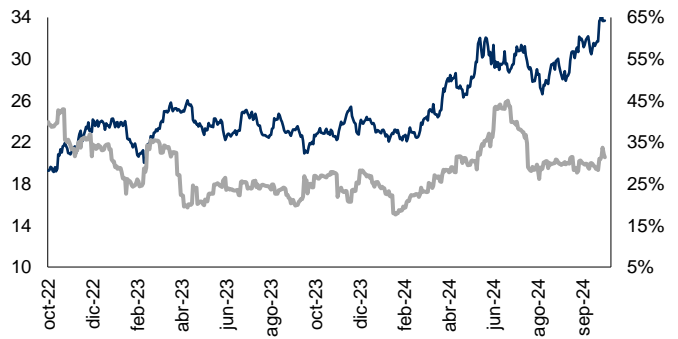


# Monitor de Metales y Otros Commodities

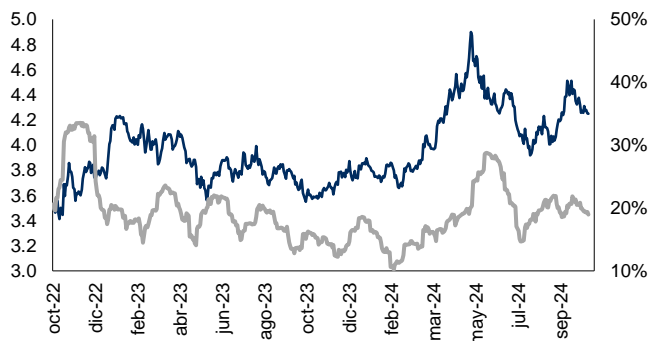
**Oro (USD / T. Oz.)** Cierre: 2,747.694 Volat.: 10.7%



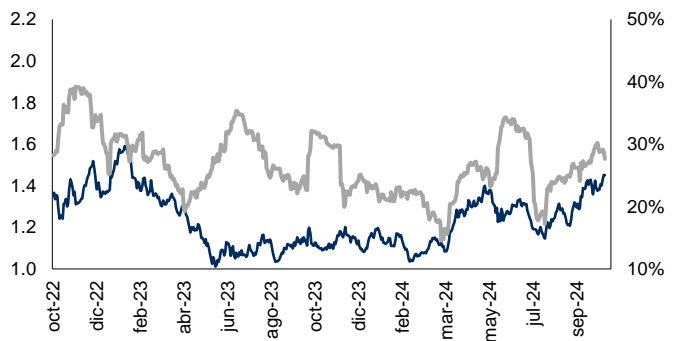
**Plata (USD / T. Oz.)** Cierre: 33.700 Volat.: 31.4%



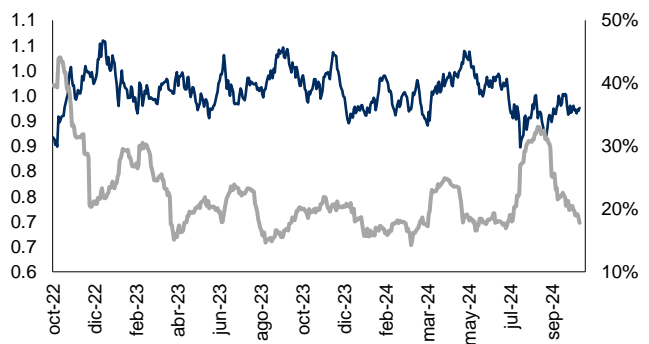
**Cobre (USD / libra)** Cierre: 4.249 Volat.: 19.0%



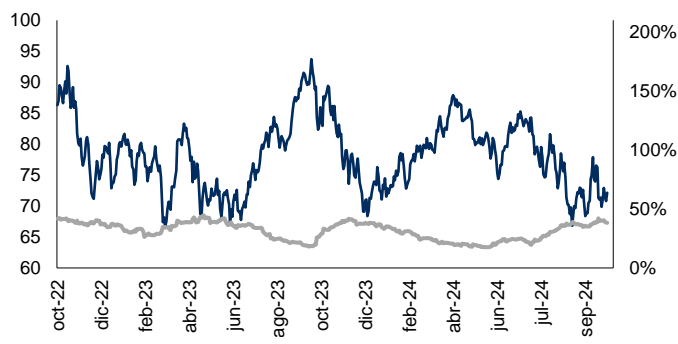
**Zinc (USD / libra)** Cierre: 1.451 Volat.: 27.6%



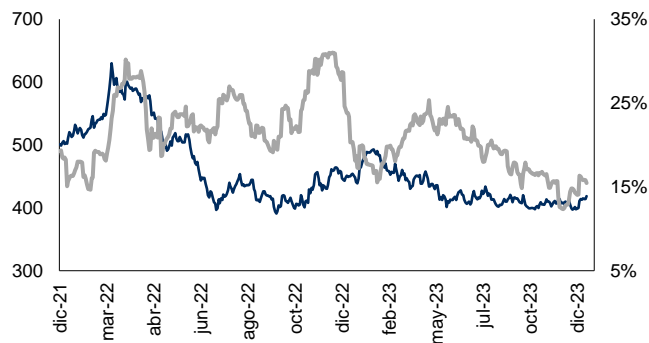
**Plomo (USD / libra)** Cierre: 0.926 Volat.: 17.8%



**WTI (USD / barril)** Cierre: 72.120 Volat.: 38.3%



**Acero (Indice)** Cierre: 468.238 Volat.: 25.4%



Metal	Ultimo	7d	30d	Acumulado
Oro	2747.69	1.01%	3.33%	33.22%
Plata	33.70	0.13%	5.83%	41.84%
Cobre	4.25	-0.19%	-3.08%	9.81%
Plomo	0.93	0.51%	-0.04%	-0.55%
Zinc	1.45	5.10%	7.56%	21.83%
WTI	72.12	3.21%	2.1%	-0.30%
Acero	468.24	0.32%	0.86%	10.79%

Cifras al 25 de octubre del 2024.

