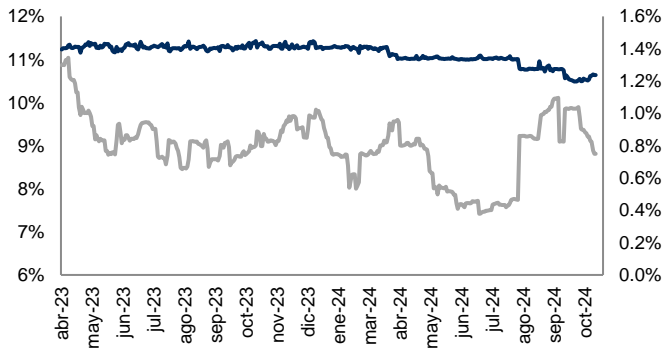


Monitor de Mercados Financieros

ABs y Volatilidad

Cierre: 10.6%

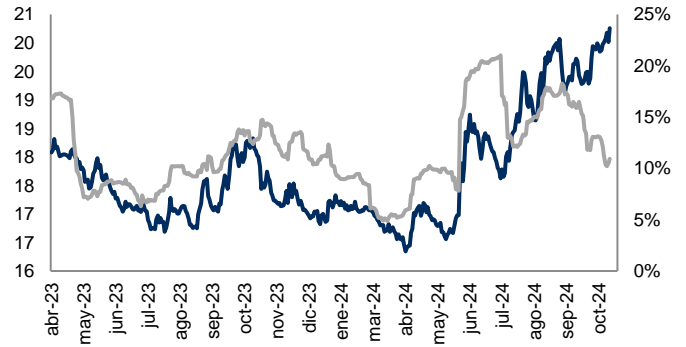
Volat: 0.7%



Tipo Cambio y Volatilidad

Cierre: 20.2590

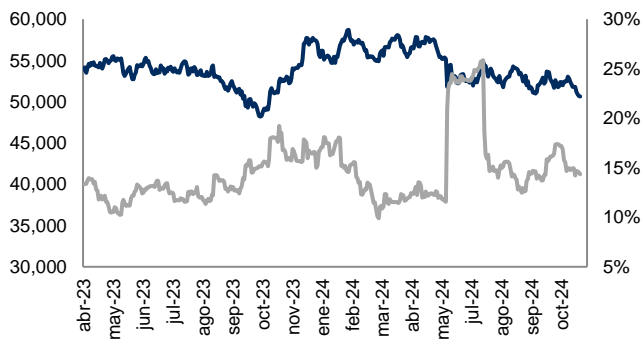
Volat: 10.9%



IPC y Volatilidad

Cierre: 50,622.39

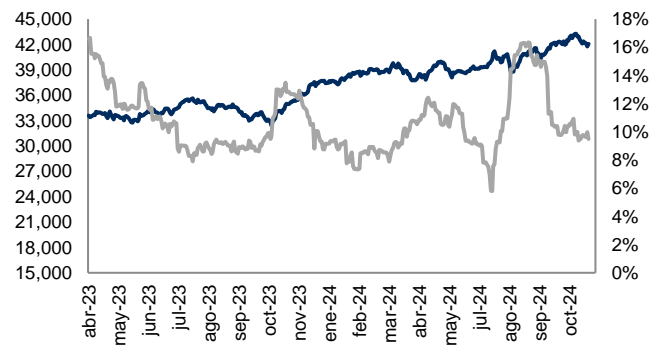
Volat: 14.3%



DJI y Volatilidad

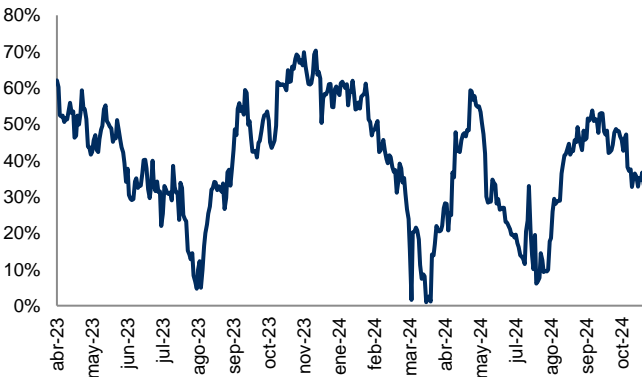
Cierre: 42,052.19

Volat: 9.5%



Correlación entre IPC y DJI

Correl: 33.2%



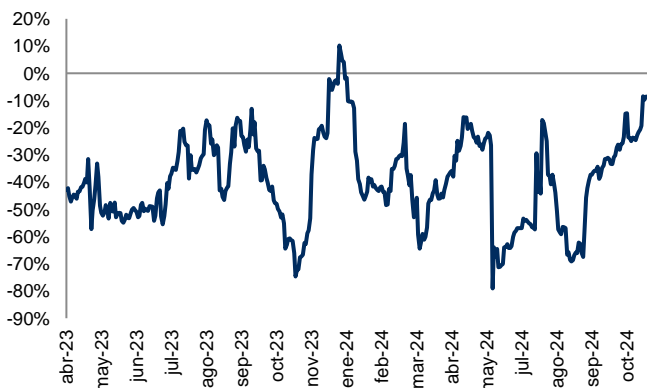
Correlación entre Tipo Cambio y ABs

Correl: 21.8%



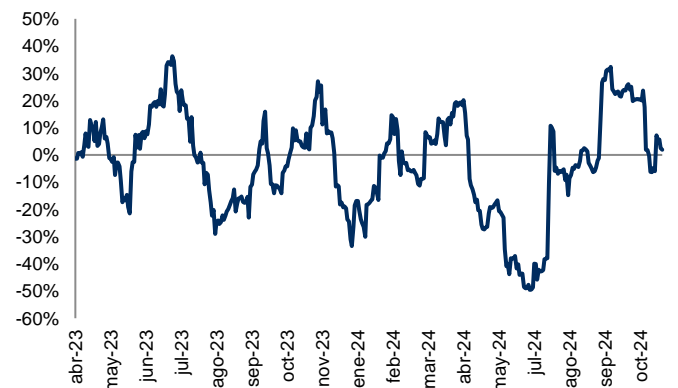
Correlación entre IPC y Tipo Cambio

Correl: -8.9%



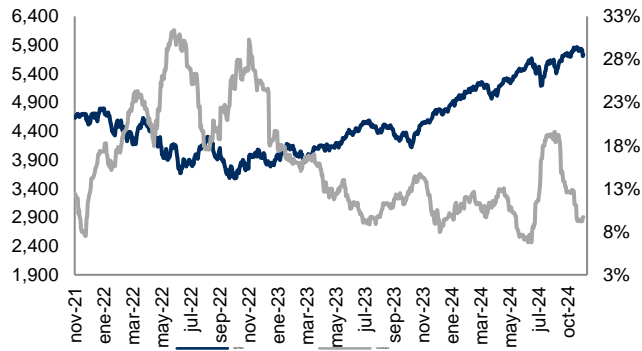
Correlación entre IPC y Abs

Correl: 1.9%

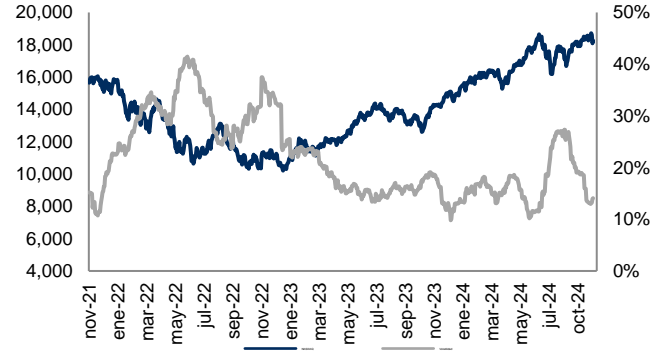


Monitor de Mercados

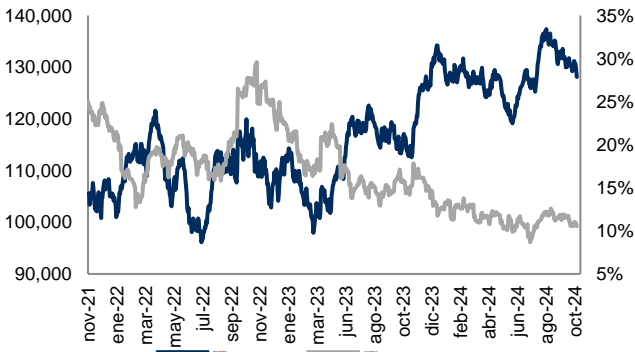
S&P 500 (EUA) Cierre: 5,728.80 Volat: 9.7%



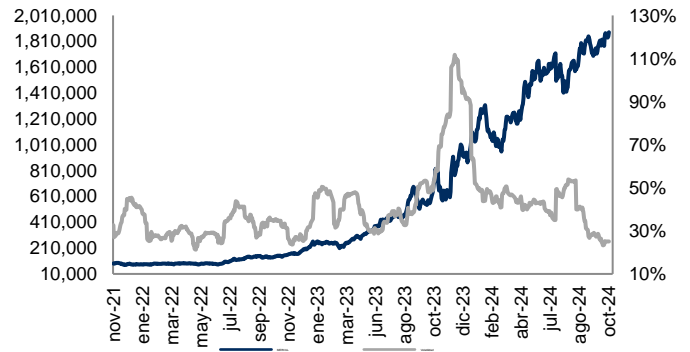
NASDAQ (EUA) Cierre: 18,239.92 Volat: 14.1%



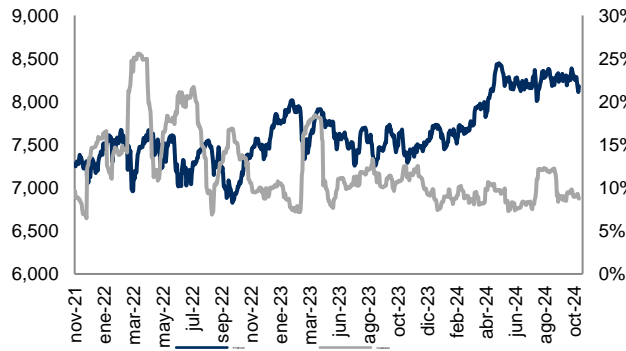
BOVESPA (Sao Paulo) Cierre: 128,120.75 Volat: 10.5%



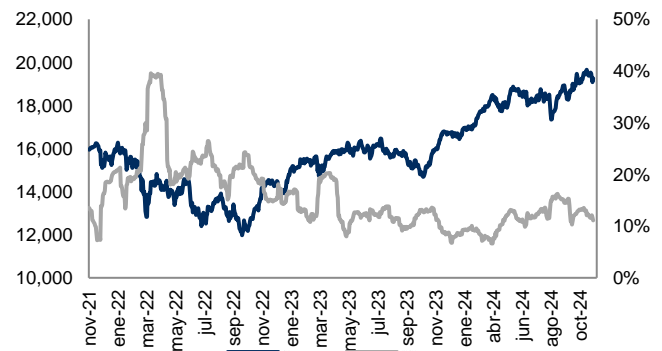
MERVAL (Buenos Aires) Cierre: 1,879,878.59 Volat: 25.1%



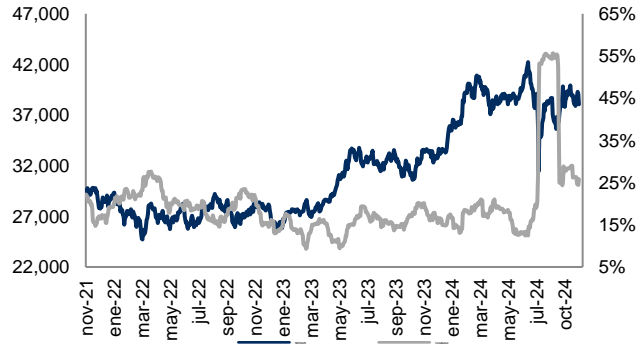
FTSE-100 (Londres) Cierre: 8,177.15 Volat: 8.8%



DAX (Frankfurt) Cierre: 19,254.97 Volat: 11.1%



NIKKEI-225 (Tokio) Cierre: 38,053.67 Volat: 25.8%



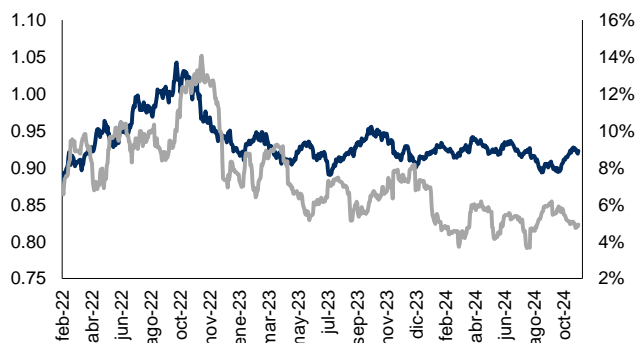
| Índice | Rend. 7d | Rend. 30d | Rend. Año |
|----------|----------|-----------|-----------|
| S&P 500 | -1.37% | 0.34% | 20.10% |
| NASDAQ | -1.50% | 1.76% | 21.51% |
| BOVESPA | -4.07% | -11.03% | -21.05% |
| MERVAL | -0.18% | 7.39% | 65.12% |
| FTSE100 | -1.12% | -3.86% | 7.39% |
| DAX | -0.70% | -1.45% | 12.83% |
| NIKK225 | -0.08% | -3.64% | 4.81% |
| IPC | -3.77% | -7.17% | -26.22% |
| DJI | -0.15% | -0.34% | 11.58% |
| CAC40 | -0.80% | -4.09% | -3.58% |
| HANGSENG | -0.49% | -8.80% | 20.77% |
| TSE300 | -1.27% | -2.20% | 9.93% |
| IBEX | 0.64% | 0.06% | 15.08% |

Cifras al 01 de noviembre de 2024. Índices en USD.

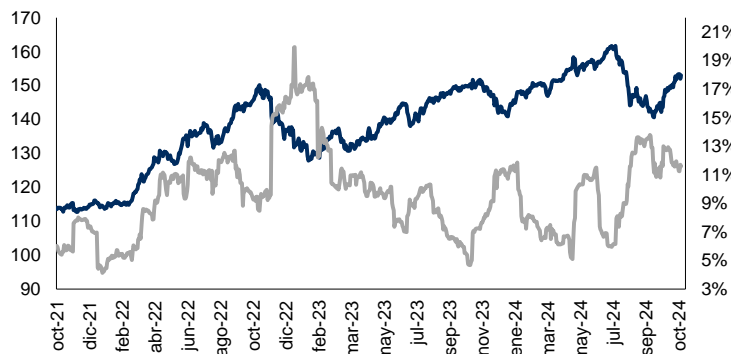


Monitor de Divisas

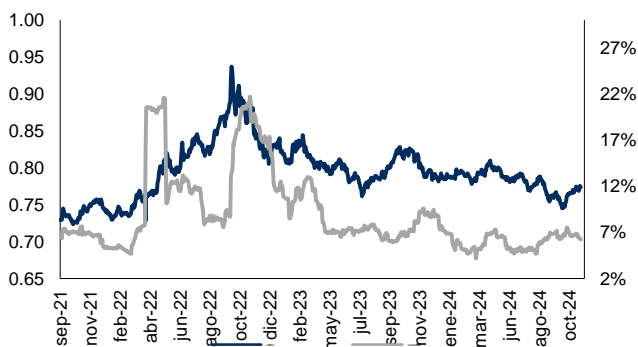
Euro (€) Cierre: 0.92 Volat: 4.9%



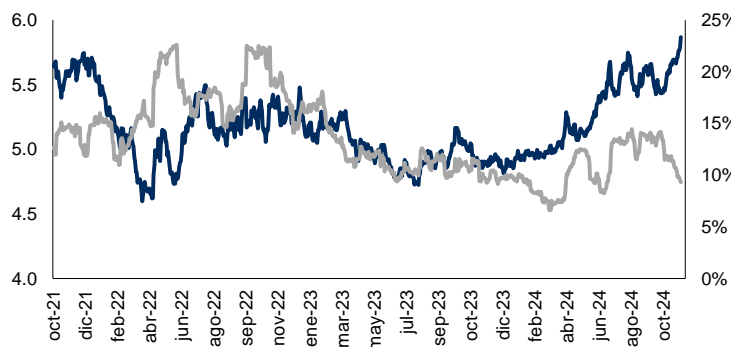
Yen Japonés (¥) Cierre: 152.98 Volat: 11.6%



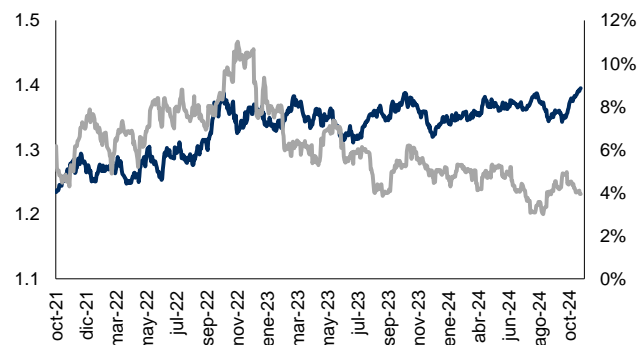
Libra Esterlina (£) Cierre: 0.77 Volat: 6.2%



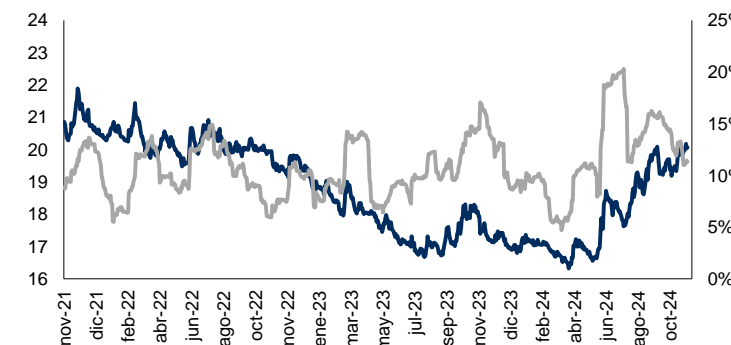
Real Brasileño Cierre: 5.87 Volat: 9.3%



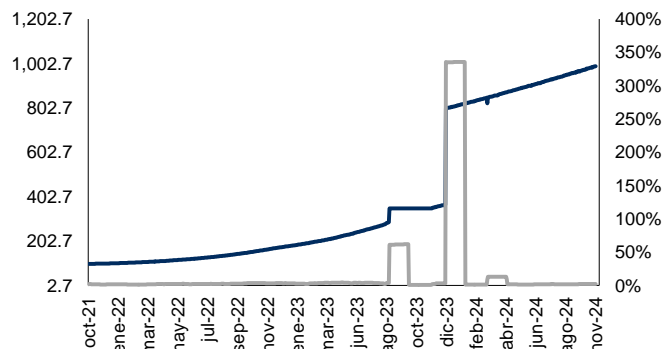
Dólar Canadiense Cierre: 1.40 Volat: 3.9%



Peso Mexicano Cierre: 20.06 Volat: 11.3%



Peso Argentino Cierre: 990.00 Volat: 2.3%



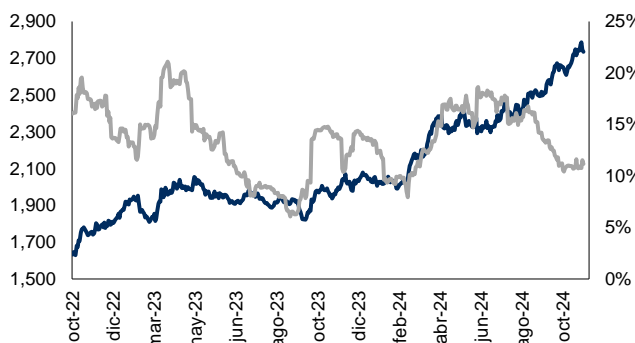
| Moneda | Ultimo | 7d | 30d | Acumulado |
|------------------|--------|--------|--------|-----------|
| Euro | 0.92 | 0.38% | -1.91% | -1.84% |
| Yen | 152.98 | -0.44% | -4.26% | -7.83% |
| Libra | 0.77 | -0.25% | -2.52% | 1.56% |
| Real | 5.87 | -2.74% | -7.28% | -17.31% |
| Dólar Can | 1.40 | -0.42% | -3.22% | -5.01% |
| Peso Mex | 20.06 | -0.70% | -3.44% | -15.75% |
| Peso Arg | 990.00 | -0.56% | -2.02% | -18.34% |

Cifras al 01 de noviembre de 2024. Cotizaciones con respecto al USD.



Monitor de Metales y Otros Commodities

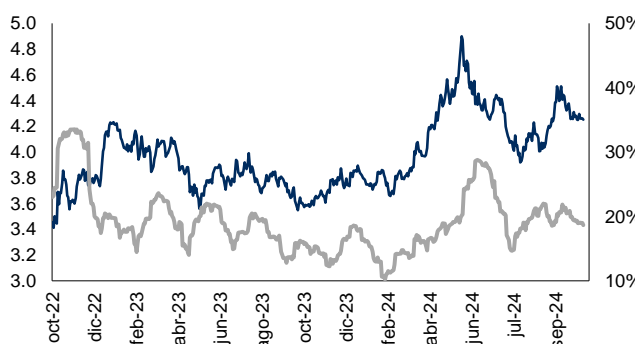
Oro (USD / T. Oz.) Cierre: 2,735.155 Volat.: 11.2%



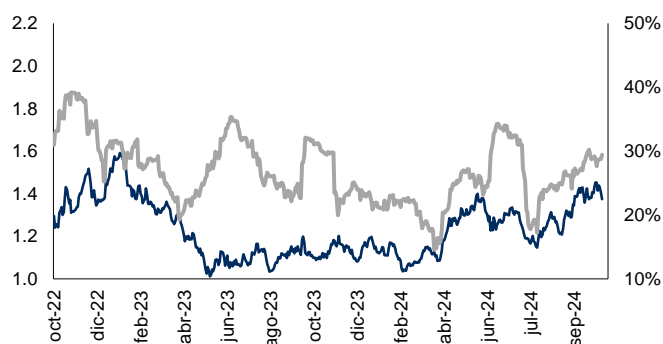
Plata (USD / T. Oz.) Cierre: 32.425 Volat.: 33.1%



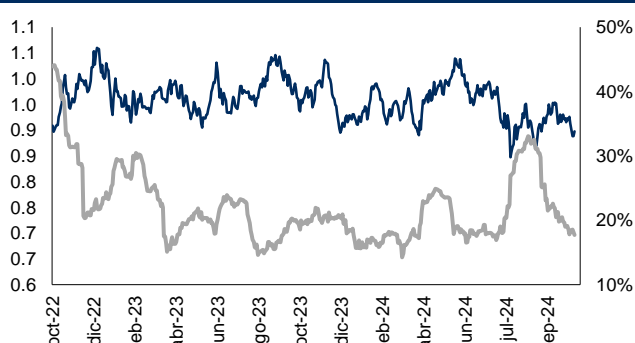
Cobre (USD / libra) Cierre: 4.252 Volat.: 18.6%



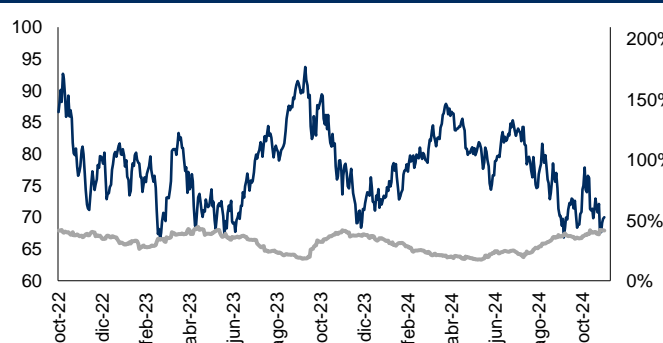
Zinc (USD / libra) Cierre: 1.375 Volat.: 29.4%



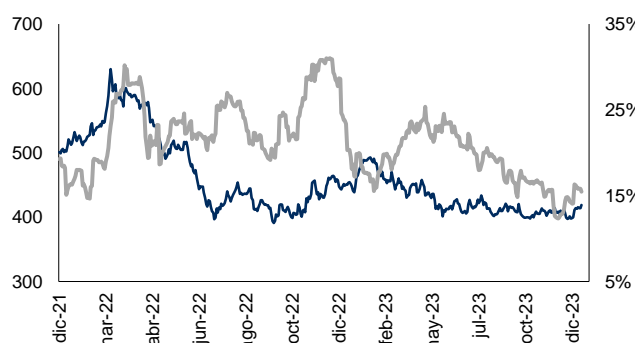
Plomo (USD / libra) Cierre: 0.898 Volat.: 17.7%



WTI (USD / barril) Cierre: 70.010 Volat.: 41.6%



Acero (Indice) Cierre: 461.507 Volat.: 21.0%



| Metal | Ultimo | 7d | 30d | Acumulado |
|-------|---------|--------|--------|-----------|
| Oro | 2735.16 | -0.46% | 2.81% | 32.61% |
| Plata | 32.43 | -3.78% | 1.81% | 36.47% |
| Cobre | 4.25 | 0.07% | -4.74% | 9.89% |
| Plomo | 0.90 | -3.03% | -3.90% | -3.57% |
| Zinc | 1.37 | -5.26% | -2.78% | 15.42% |
| WTI | 70.01 | -2.93% | -1.2% | -3.22% |
| Acero | 461.51 | -1.44% | -3.47% | 9.20% |

Cifras al 01 de noviembre del 2024.

