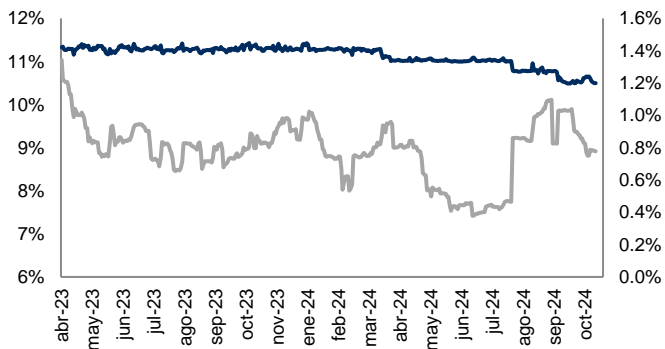
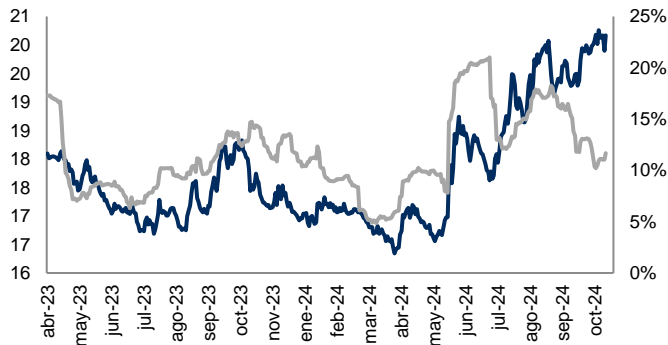


Monitor de Mercados Financieros

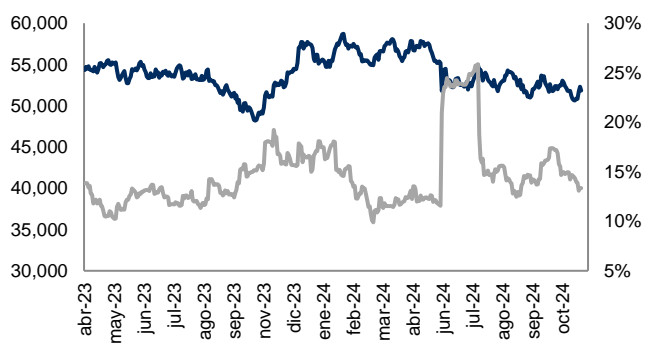
ABs y Volatilidad Cierre: 10.5% Volat: 0.8%



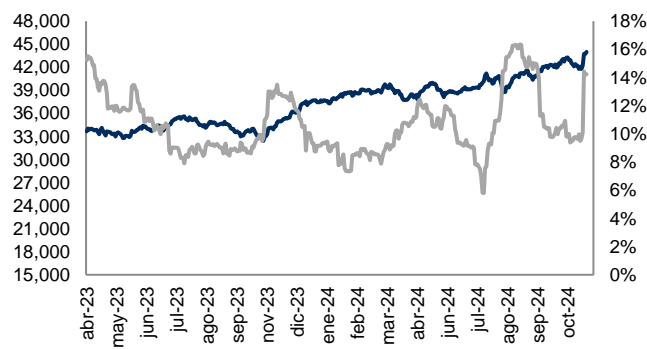
Tipo Cambio y Volatilidad Cierre: 20.1680 Volat: 11.7%



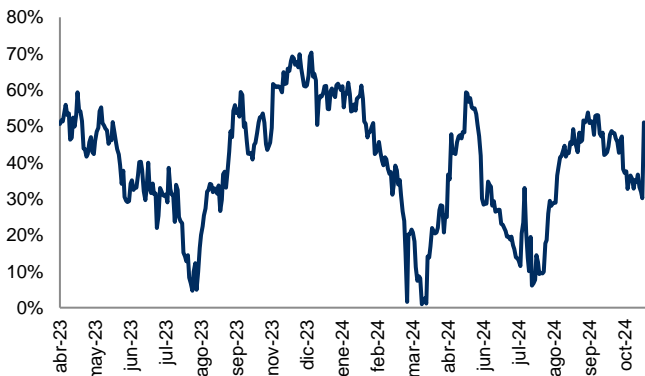
IPC y Volatilidad Cierre: 51,845.17 Volat: 13.4%



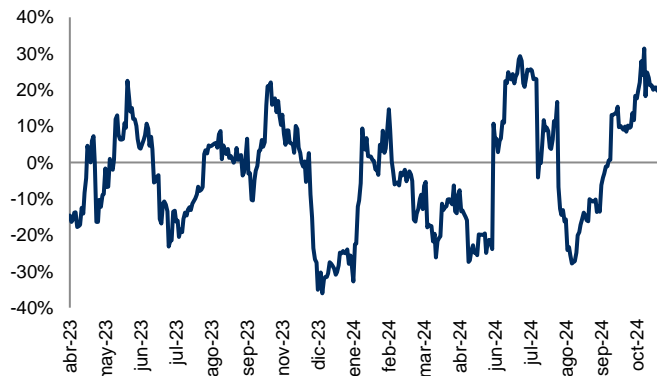
DJI y Volatilidad Cierre: 43,988.99 Volat: 14.2%



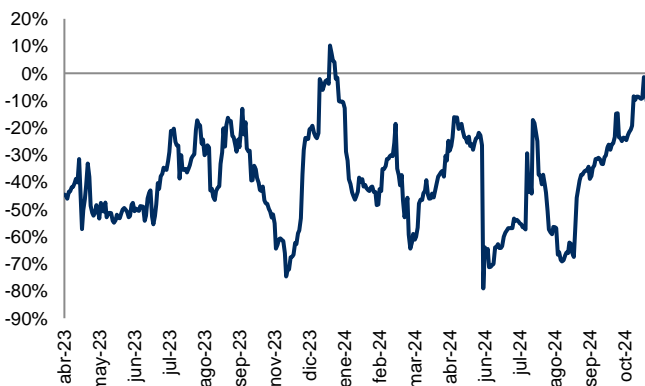
Correlación entre IPC y DJI Correl: 43.6%



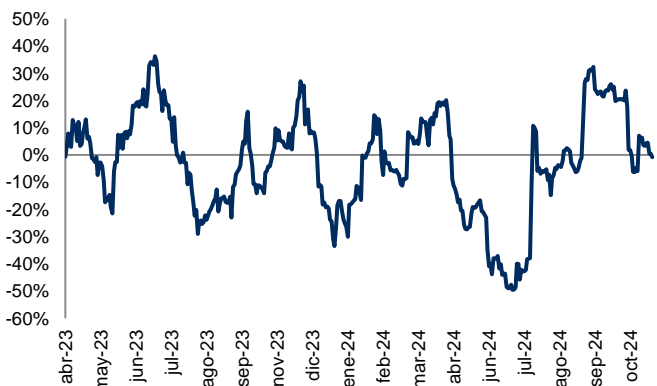
Correlación entre Tipo Cambio y ABs Correl: 19.8%



Correlación entre IPC y Tipo Cambio Correl: -10.3%

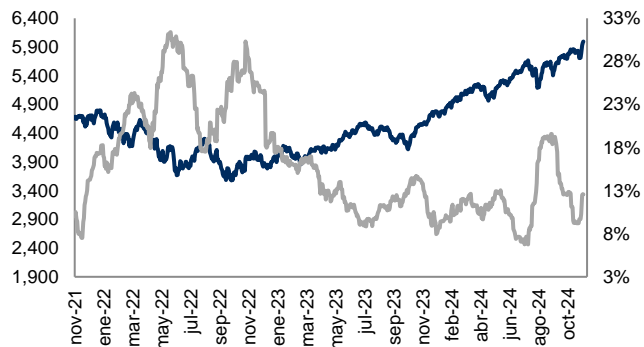


Correlación entre IPC y Abs Correl: -0.8%

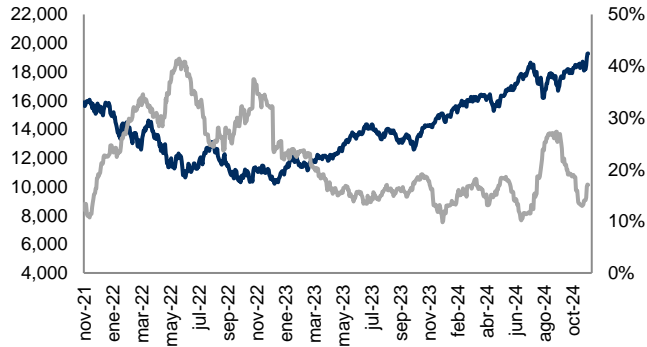


Monitor de Mercados

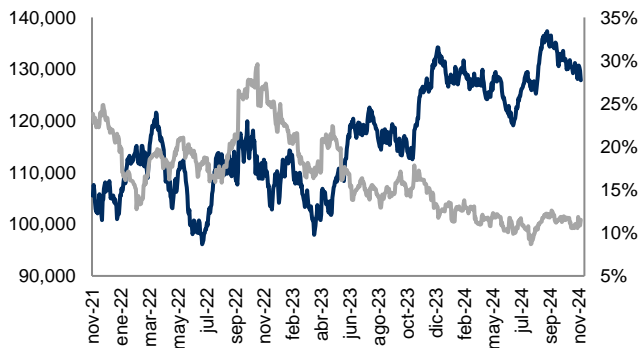
S&P 500 (EUA) Cierre: 5,995.54 Volat: 12.6%



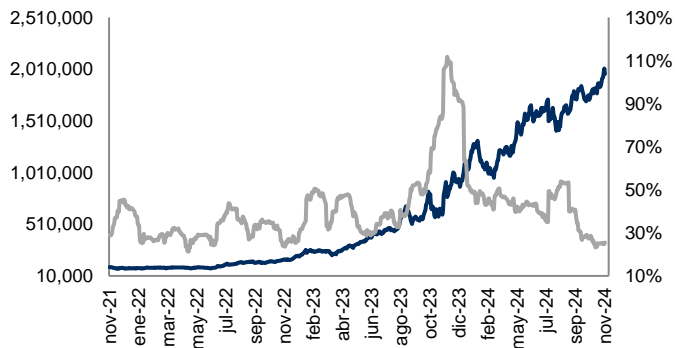
NASDAQ (EUA) Cierre: 19,286.78 Volat: 17.0%



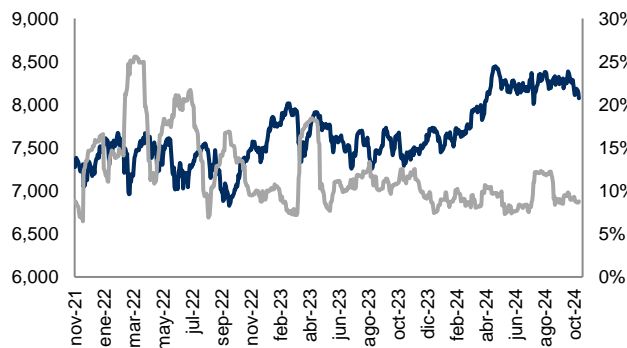
BOVESPA (Sao Paulo) Cierre: 127,829.80 Volat: 11.5%



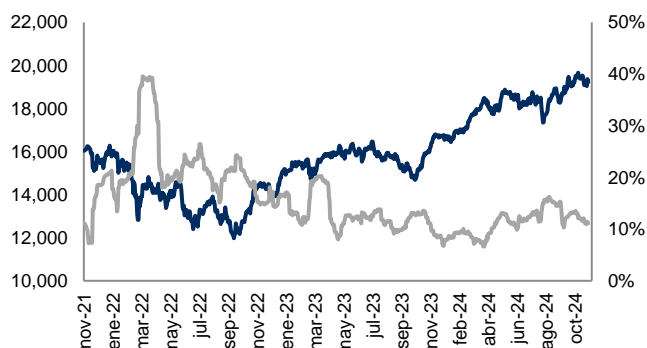
MERVAL (Buenos Aires) Cierre: 1,964,487.25 Volat: 25.5%



FTSE-100 (Londres) Cierre: 8,072.39 Volat: 8.8%



DAX (Frankfurt) Cierre: 19,215.48 Volat: 11.1%



NIKKEI-225 (Tokio) Cierre: 39,500.37 Volat: 26.0%



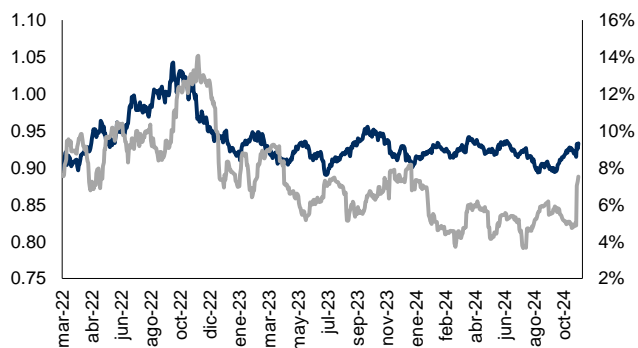
Índice	Rend. 7d	Rend. 30d	Rend. Año
S&P 500	4.66%	3.51%	25.70%
NASDAQ	5.74%	5.44%	28.48%
BOVESPA	2.04%	-4.10%	-19.44%
MERVAL	4.13%	8.75%	71.95%
FTSE100	-1.32%	-3.12%	5.98%
DAX	-1.27%	-2.22%	11.39%
NIKK225	4.04%	-1.63%	9.04%
IPC	2.90%	-3.42%	-24.08%
DJI	4.61%	3.47%	16.71%
CAC40	-2.01%	-4.89%	-5.52%
HANGSENG	1.11%	0.39%	22.12%
TSE300	2.39%	0.75%	12.56%
IBEX	-3.50%	-3.60%	11.04%

Cifras al 08 de noviembre de 2024. Índices en USD.

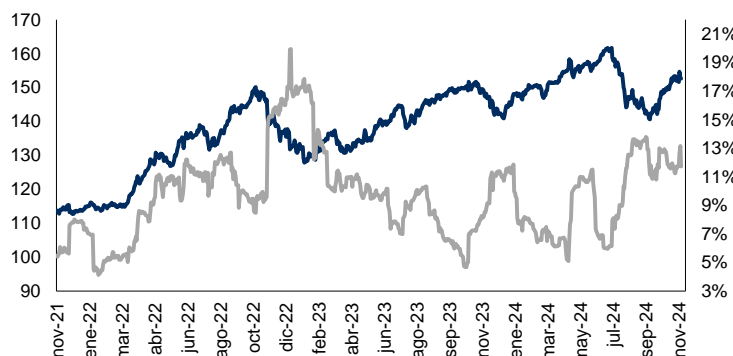


Monitor de Divisas

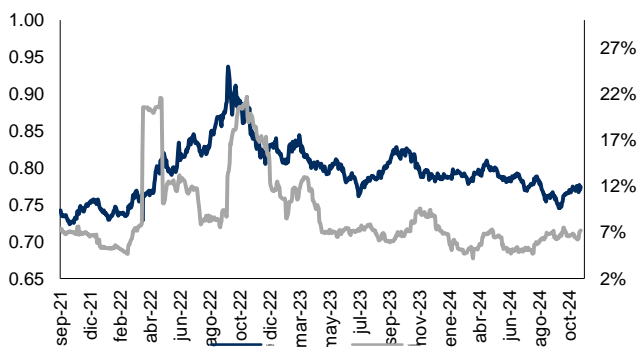
Euro (€) Cierre: 0.93 Volat: 7.5%



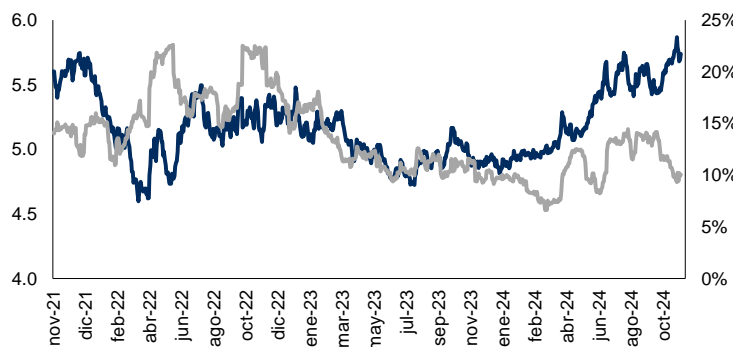
Yen Japonés (¥) Cierre: 152.63 Volat: 11.7%



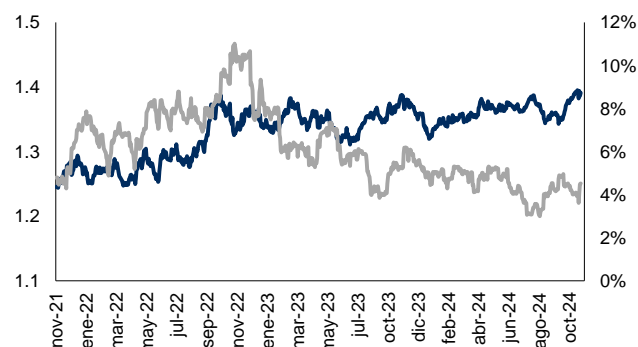
Libra Esterlina (£) Cierre: 0.77 Volat: 7.2%



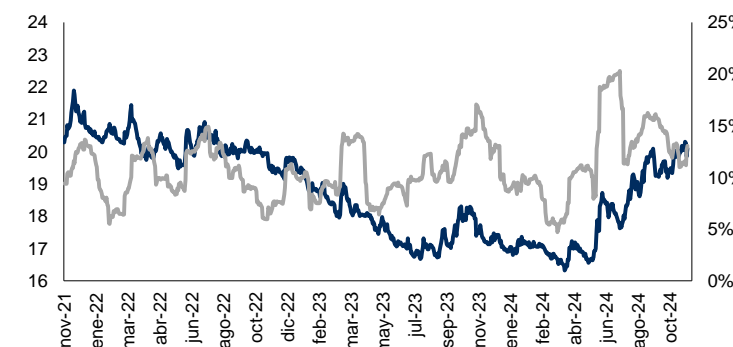
Real Brasileño Cierre: 5.74 Volat: 10.0%



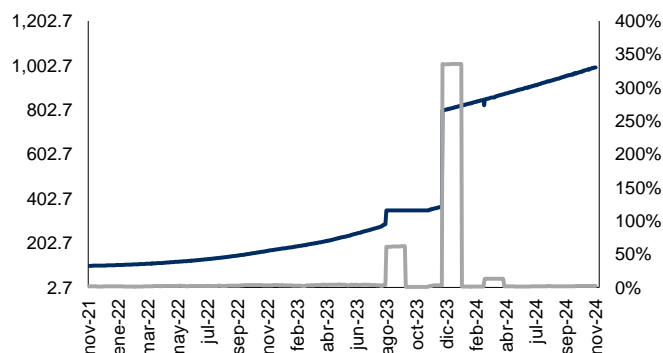
Dólar Canadiense Cierre: 1.39 Volat: 4.5%



Peso Mexicano Cierre: 20.10 Volat: 13.1%



Peso Argentino Cierre: 993.50 Volat: 2.0%



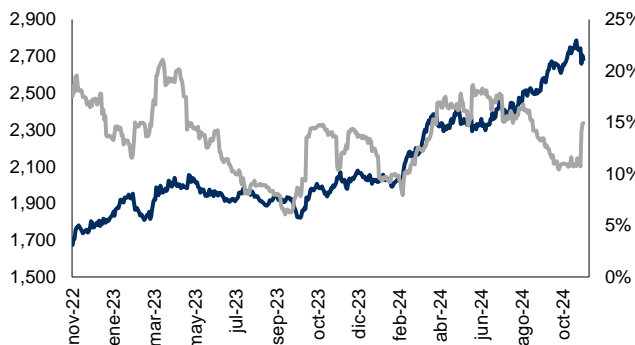
Moneda	Ultimo	7d	30d	Acumulado
Euro	0.93	-1.07%	-2.02%	-2.89%
Yen	152.63	0.23%	-2.19%	-7.62%
Libra	0.77	-0.04%	-1.06%	1.52%
Real	5.74	2.27%	-2.50%	-15.43%
Dólar Can	1.39	0.30%	-1.42%	-4.72%
Peso Mex	20.10	-0.19%	-3.45%	-15.91%
Peso Arg	993.50	-0.35%	-1.91%	-18.63%

Cifras al 08 de noviembre de 2024. Cotizaciones con respecto al USD.

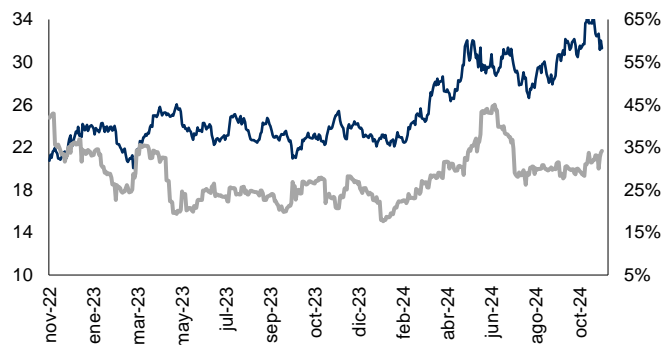


Monitor de Metales y Otros Commodities

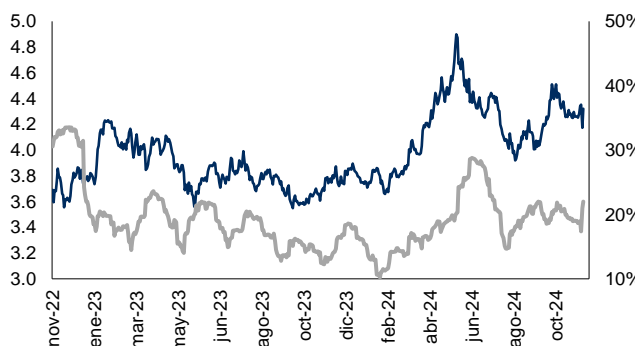
Oro (USD / T. Oz.) Cierre: 2,683.770 Volat.: 15.0%



Plata (USD / T. Oz.) Cierre: 31.296 Volat.: 34.2%



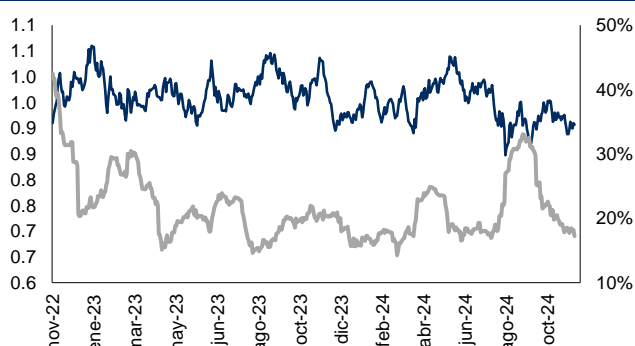
Cobre (USD / libra) Cierre: 4.321 Volat.: 22.0%



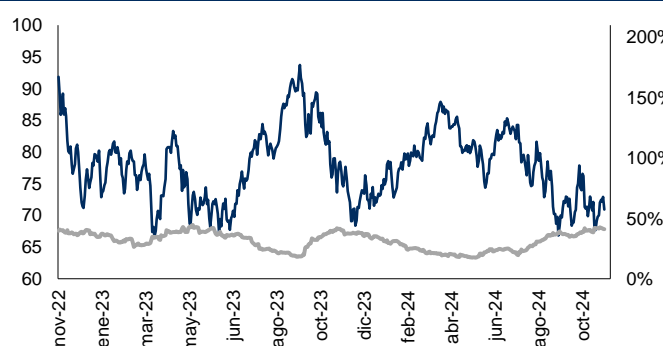
Zinc (USD / libra) Cierre: 1.375 Volat.: 29.9%



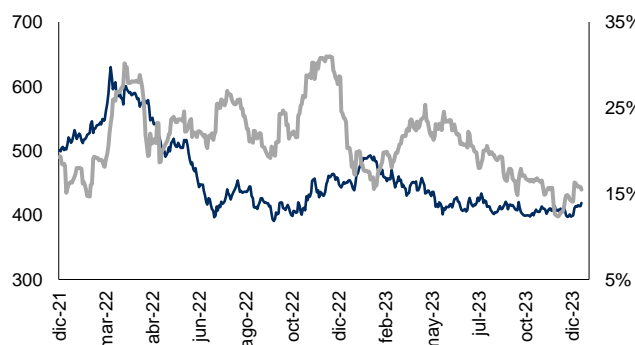
Plomo (USD / libra) Cierre: 0.907 Volat.: 17.2%



WTI (USD / barril) Cierre: 70.890 Volat.: 40.9%



Acero (Indice) Cierre: 459.043 Volat.: 23.2%



Metal	Ultimo	7d	30d	Acumulado
Oro	2683.77	-1.88%	2.88%	30.12%
Plata	31.30	-3.48%	2.75%	31.72%
Cobre	4.32	1.64%	-0.70%	11.69%
Plomo	0.91	1.02%	-2.65%	-2.58%
Zinc	1.37	-0.03%	-1.14%	15.39%
WTI	70.89	1.26%	-4.1%	-2.00%
Acero	459.04	-0.53%	-0.67%	8.61%

Cifras al 08 de noviembre del 2024.

