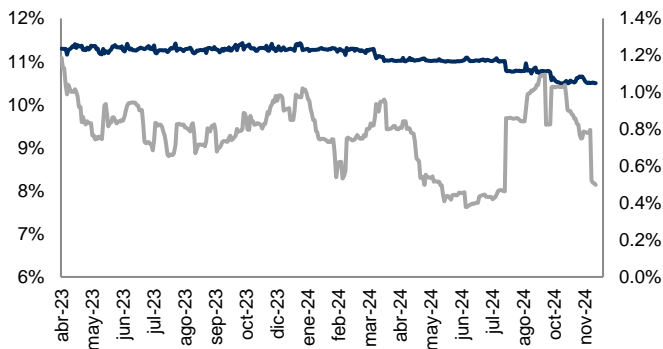
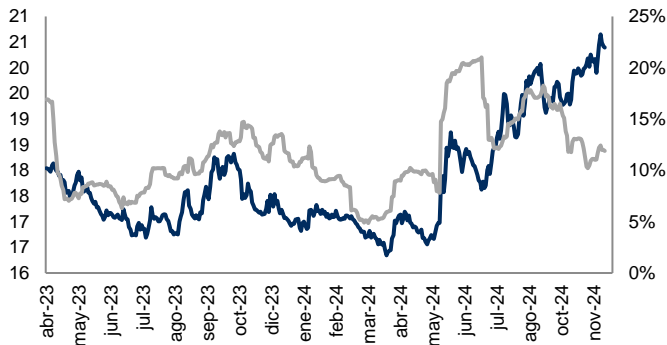


Monitor de Mercados Financieros

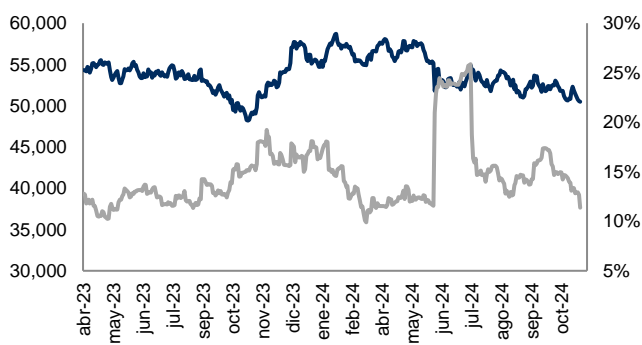
ABs y Volatilidad Cierre: 10.5% Volat: 0.5%



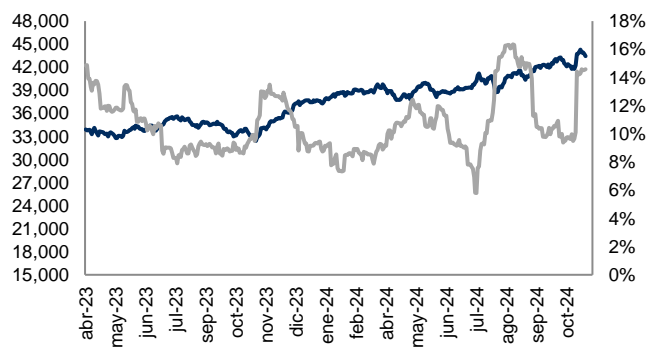
Tipo Cambio y Volatilidad Cierre: 20.3960 Volat: 11.9%



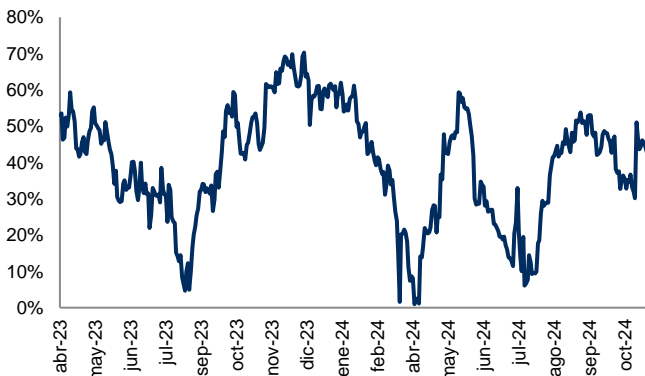
IPC y Volatilidad Cierre: 50,469.40 Volat: 11.4%



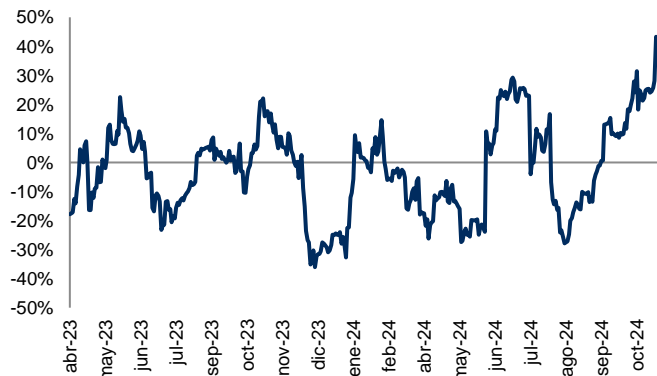
DJI y Volatilidad Cierre: 43,444.99 Volat: 14.6%



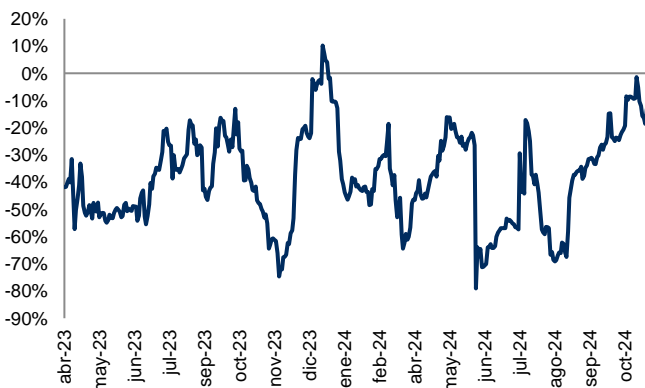
Correlación entre IPC y DJI Correl: 42.8%



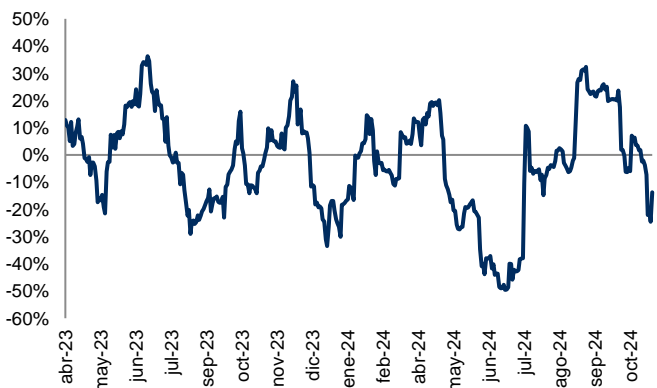
Correlación entre Tipo Cambio y ABs Correl: 40.2%



Correlación entre IPC y Tipo Cambio Correl: -13.1%

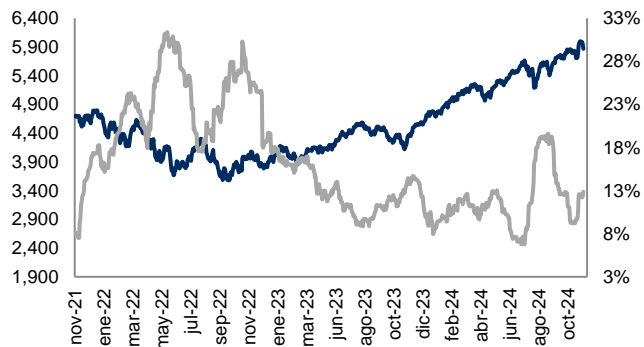


Correlación entre IPC y Abs Correl: -13.7%

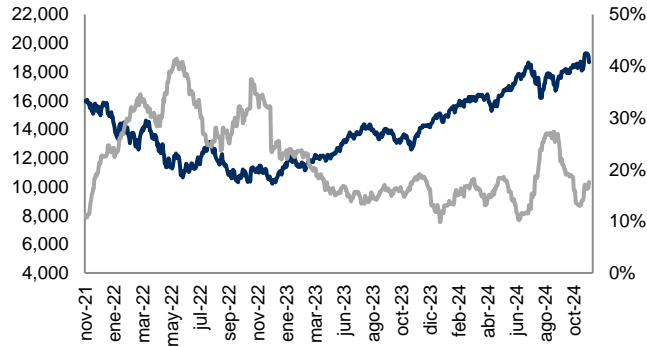


Monitor de Mercados

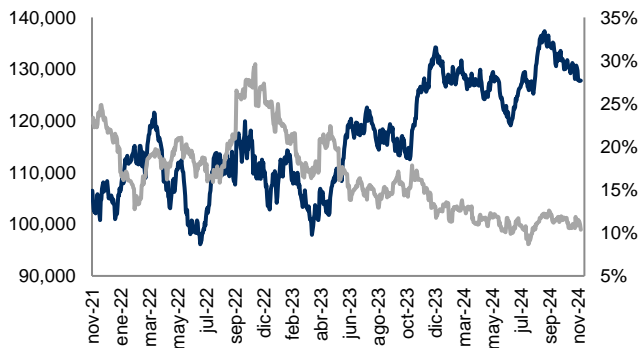
S&P 500 (EUA) Cierre: 5,870.62 Volat: 12.8%



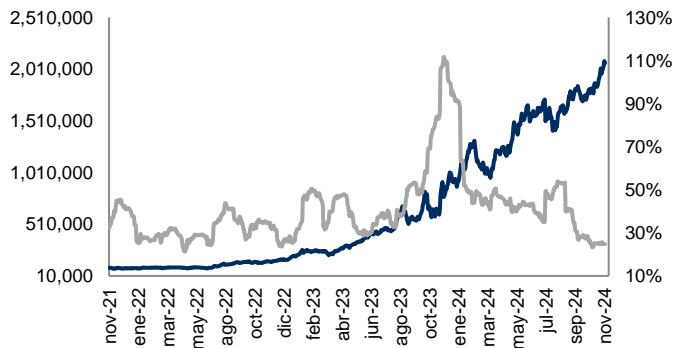
NASDAQ (EUA) Cierre: 18,680.12 Volat: 17.6%



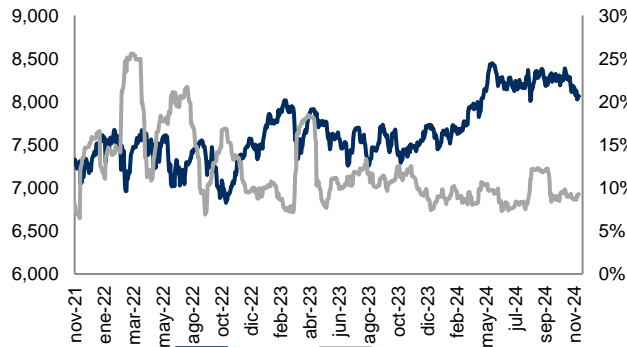
BOVESPA (Sao Paulo) Cierre: 127,791.60 Volat: 10.3%



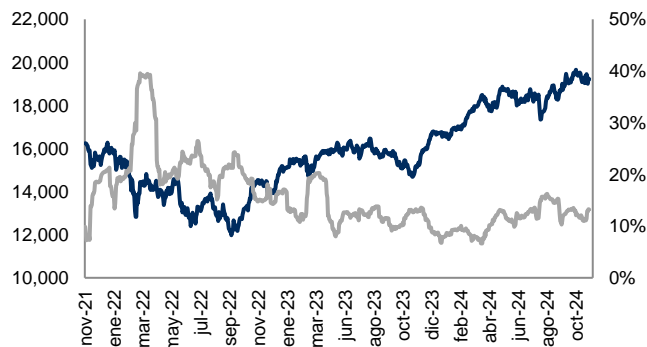
MERVAL (Buenos Aires) Cierre: 2,066,915.29 Volat: 24.7%



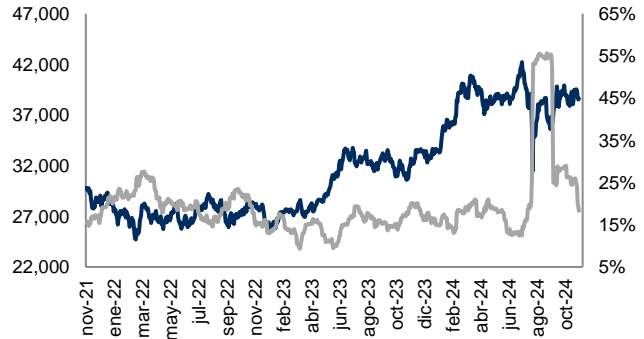
FTSE-100 (Londres) Cierre: 8,063.61 Volat: 9.3%



DAX (Frankfurt) Cierre: 19,210.81 Volat: 13.2%



NIKKEI-225 (Tokio) Cierre: 38,642.91 Volat: 18.3%



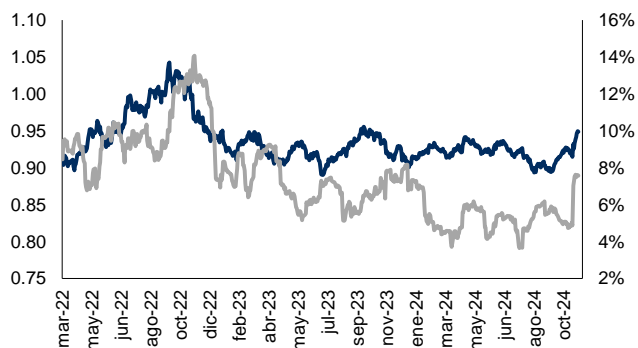
Índice	Rend. 7d	Rend. 30d	Rend. Año
S&P 500	-2.08%	0.48%	23.08%
NASDAQ	-3.15%	1.70%	24.44%
BOVESPA	-1.01%	-5.17%	-20.26%
MERVAL	4.74%	14.28%	80.09%
FTSE100	-2.46%	-5.96%	3.37%
DAX	-1.68%	-4.06%	9.53%
NIKK225	-3.25%	-4.39%	5.49%
IPC	-3.28%	-5.97%	-26.57%
DJI	-1.24%	0.85%	15.27%
CAC40	-2.58%	-5.83%	-7.96%
HANGSENG	-6.41%	-4.42%	14.29%
TSE300	-0.75%	-1.09%	11.71%
IBEX	-0.93%	-5.87%	10.01%

Cifras al 15 de noviembre de 2024. Índices en USD.

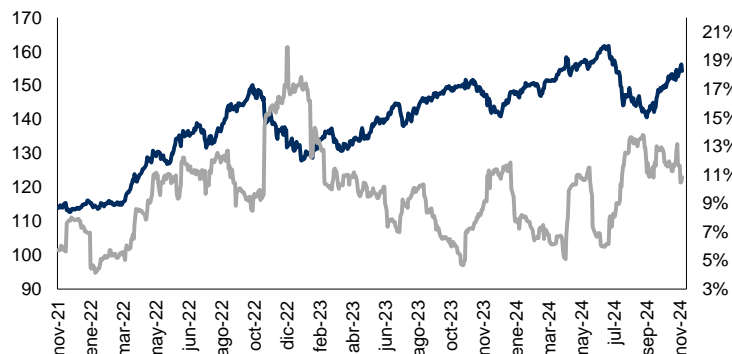


Monitor de Divisas

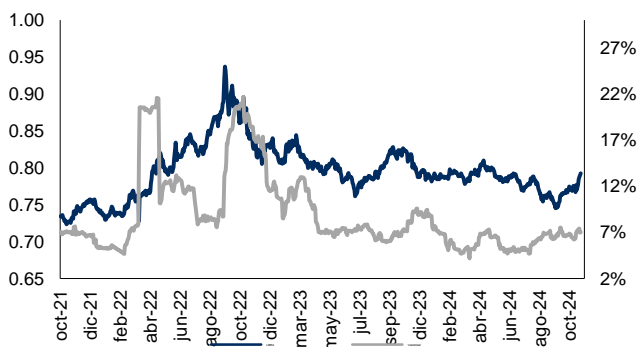
Euro (€) Cierre: 0.95 Volat: 7.6%



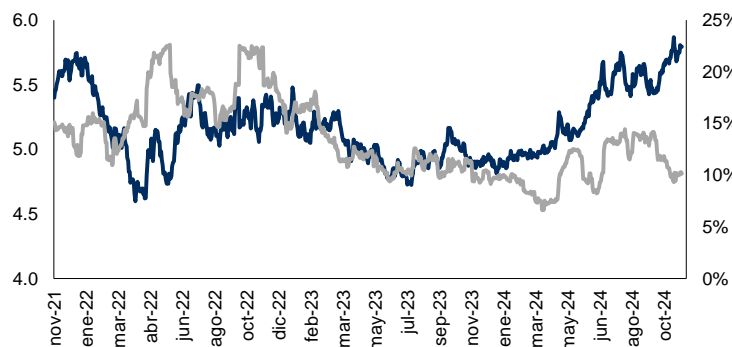
Yen Japonés (¥) Cierre: 154.34 Volat: 10.8%



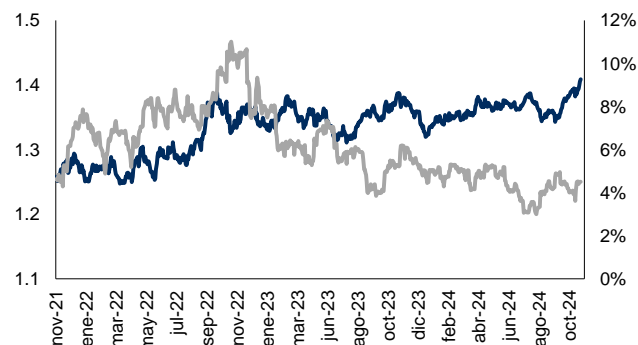
Libra Esterlina (£) Cierre: 0.79 Volat: 7.0%



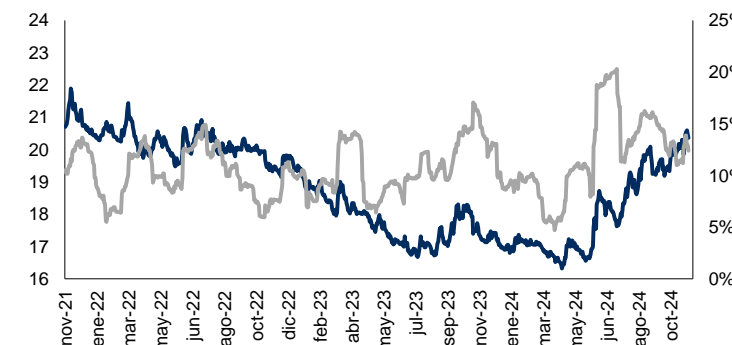
Real Brasileño Cierre: 5.79 Volat: 10.2%



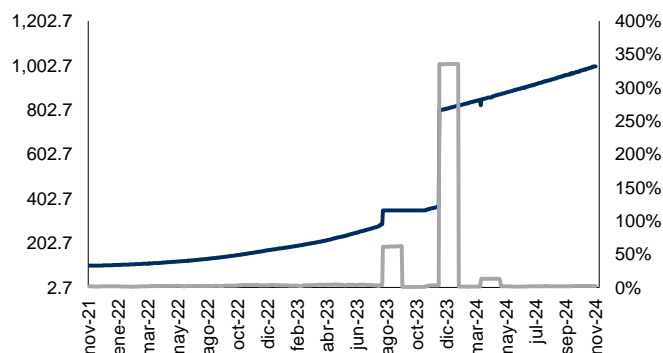
Dólar Canadiense Cierre: 1.41 Volat: 4.5%



Peso Mexicano Cierre: 20.36 Volat: 12.4%



Peso Argentino Cierre: 998.00 Volat: 2.2%



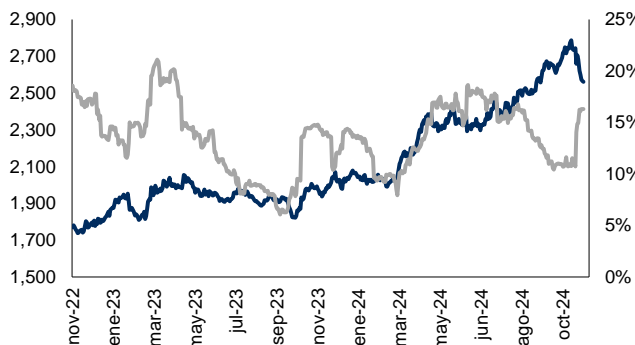
Moneda	Ultimo	7d	30d	Acumulado
Euro	0.95	-1.65%	-2.95%	-4.49%
Yen	154.34	-1.11%	-3.06%	-8.64%
Libra	0.79	-2.35%	-2.86%	-0.86%
Real	5.79	-0.99%	-2.23%	-16.27%
Dólar Can	1.41	-1.28%	-2.40%	-5.94%
Peso Mex	20.36	-1.27%	-2.41%	-16.98%
Peso Arg	998.00	-0.45%	-1.80%	-18.99%

Cifras al 15 de noviembre de 2024. Cotizaciones con respecto al USD.

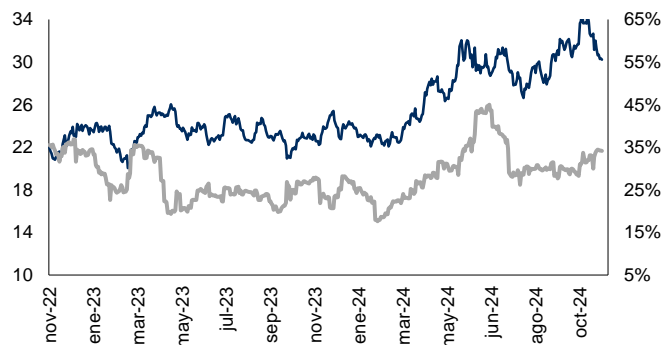


Monitor de Metales y Otros Commodities

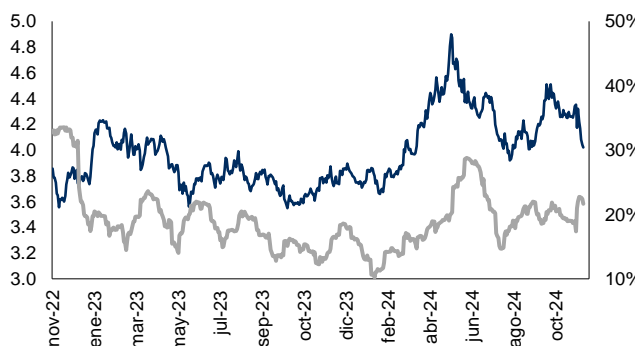
Oro (USD / T. Oz.) Cierre: 2,561.210 Volat.: 16.3%



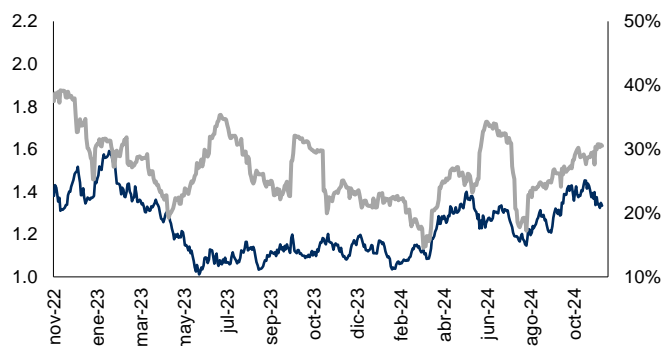
Plata (USD / T. Oz.) Cierre: 30.221 Volat.: 34.2%



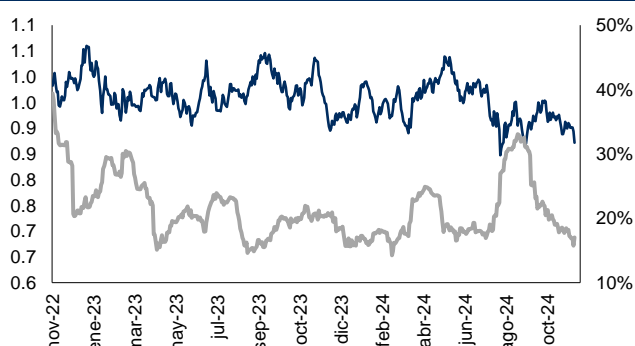
Cobre (USD / libra) Cierre: 4.020 Volat.: 21.7%



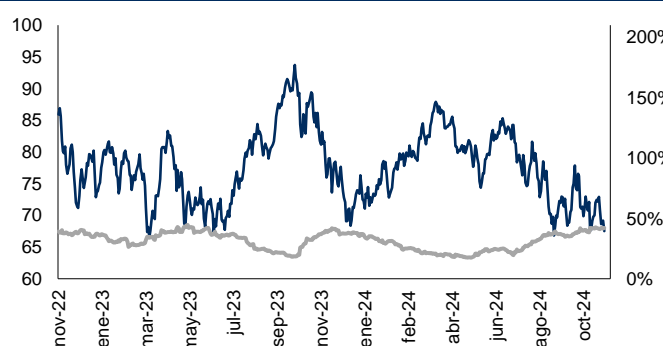
Zinc (USD / libra) Cierre: 1.334 Volat.: 30.5%



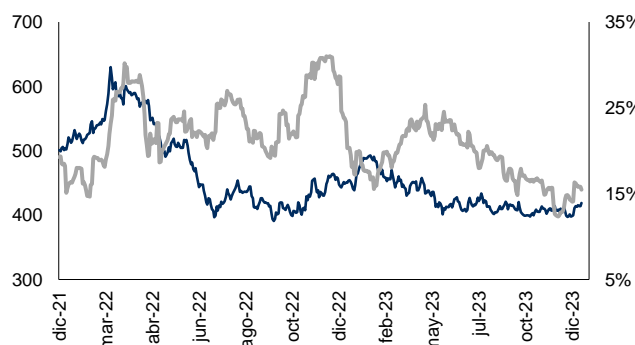
Plomo (USD / libra) Cierre: 0.872 Volat.: 17.0%



WTI (USD / barril) Cierre: 67.530 Volat.: 42.0%



Acero (Indice) Cierre: 449.598 Volat.: 23.1%



Metal	Ultimo	7d	30d	Acumulado
Oro	2561.21	-4.57%	-4.23%	24.17%
Plata	30.22	-3.43%	-4.64%	27.19%
Cobre	4.02	-6.98%	-5.59%	3.89%
Plomo	0.87	-3.89%	-5.66%	-6.37%
Zinc	1.33	-2.95%	-2.96%	11.99%
WTI	67.53	-4.74%	-5.0%	-6.65%
Acero	449.60	-2.06%	-3.05%	6.38%

Cifras al 15 de noviembre del 2024.

