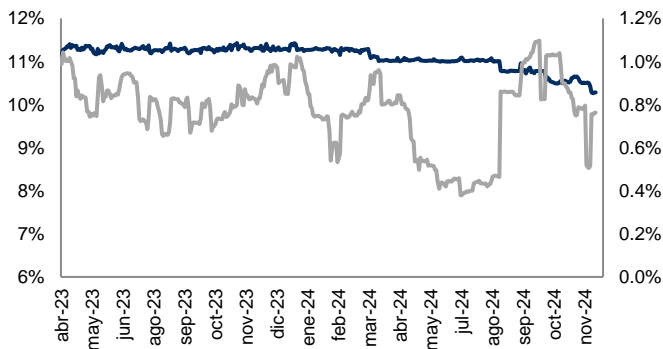
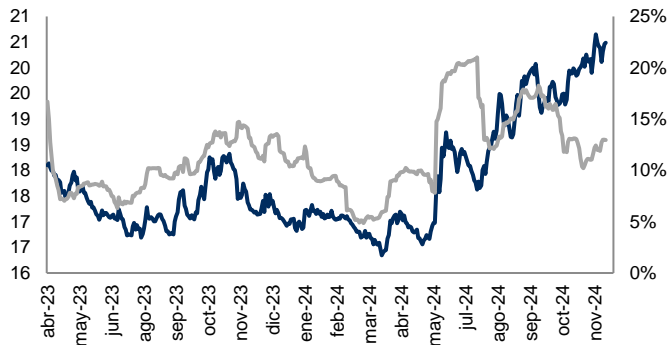


Monitor de Mercados Financieros

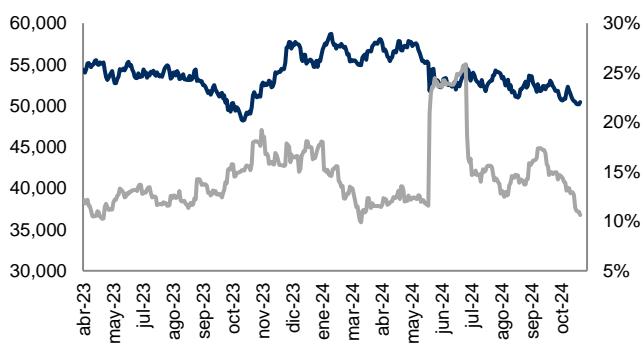
ABs y Volatilidad Cierre: 10.3% Volat: 0.8%



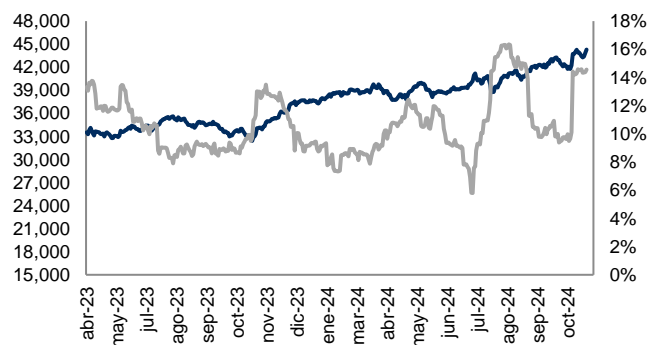
Tipo Cambio y Volatilidad Cierre: 20.4850 Volat: 13.0%



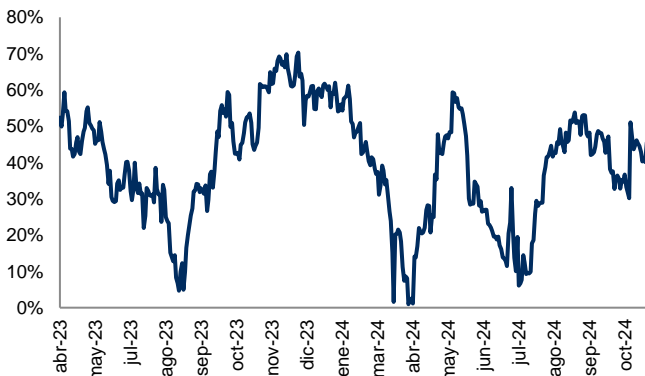
IPC y Volatilidad Cierre: 50,430.02 Volat: 10.6%



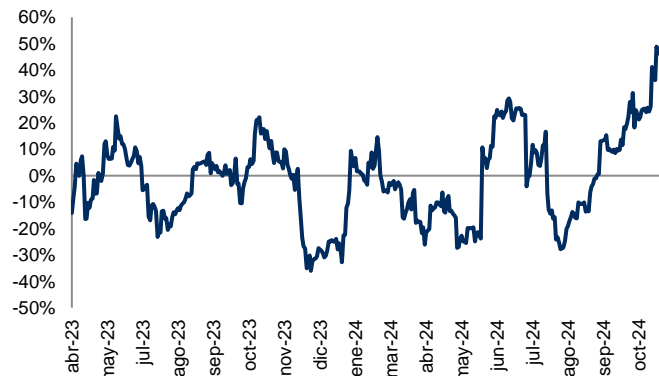
DJI y Volatilidad Cierre: 44,296.51 Volat: 14.6%



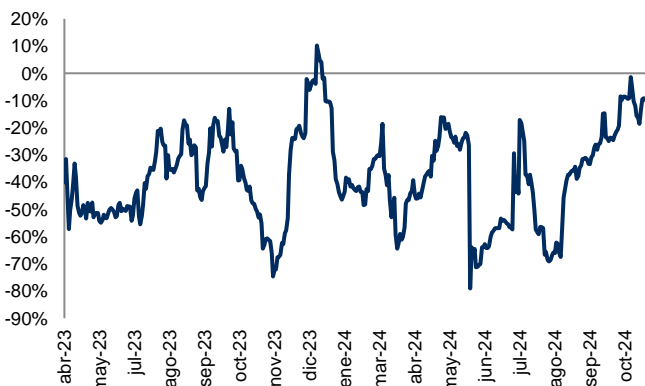
Correlación entre IPC y DJI Correl: 45.5%



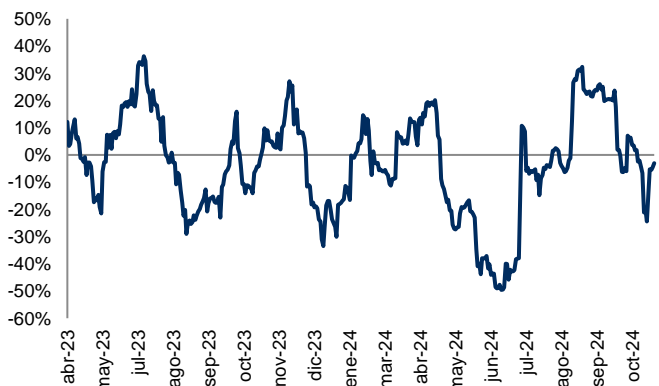
Correlación entre Tipo Cambio y ABs Correl: 48.1%



Correlación entre IPC y Tipo Cambio Correl: -9.5%

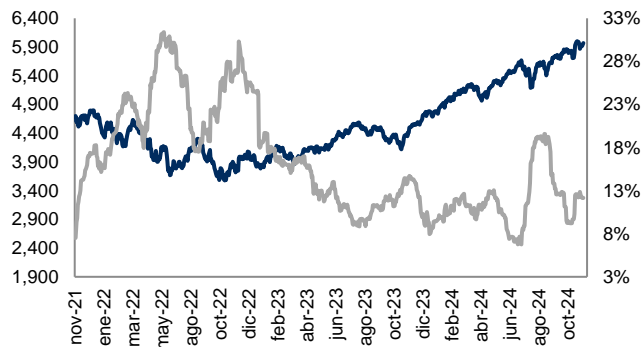


Correlación entre IPC y Abs Correl: -3.0%

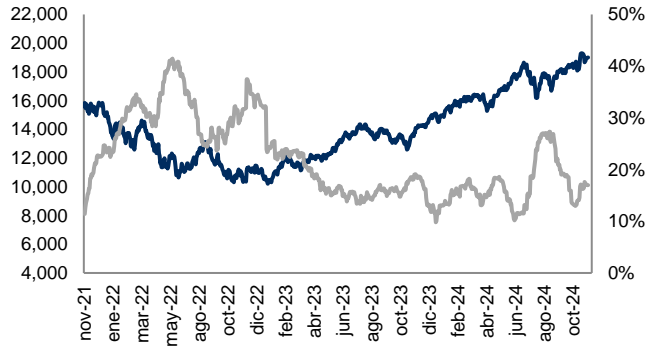


Monitor de Mercados

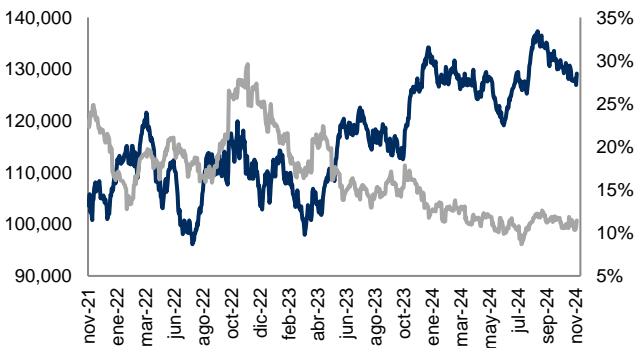
S&P 500 (EUA) Cierre: 5,969.34 Volat: 12.1%



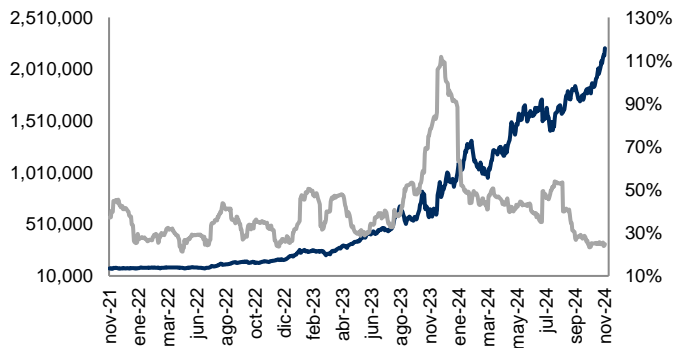
NASDAQ (EUA) Cierre: 19,003.65 Volat: 17.0%



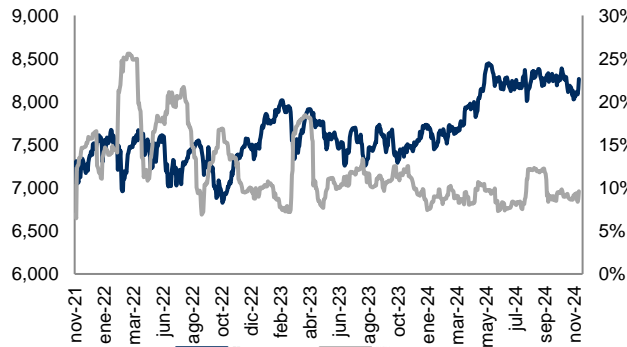
BOVESPA (Sao Paulo) Cierre: 129,125.51 Volat: 11.4%



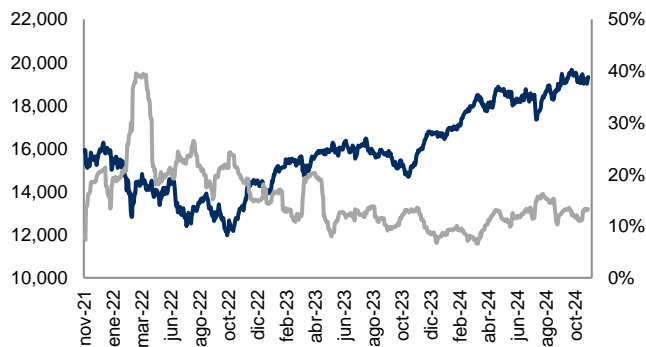
MERVAL (Buenos Aires) Cierre: 2,211,988.06 Volat: 24.8%



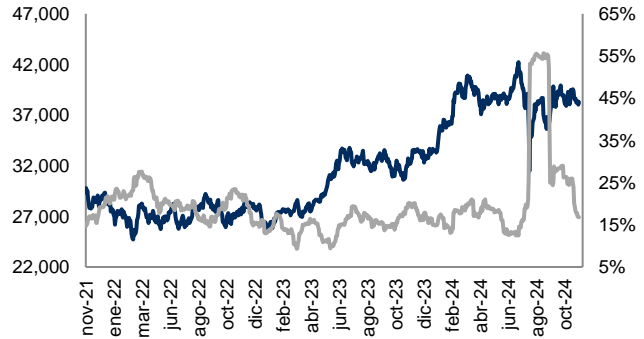
FTSE-100 (Londres) Cierre: 8,262.08 Volat: 9.6%



DAX (Frankfurt) Cierre: 19,322.59 Volat: 13.2%



NIKKEI-225 (Tokio) Cierre: 38,283.85 Volat: 16.8%



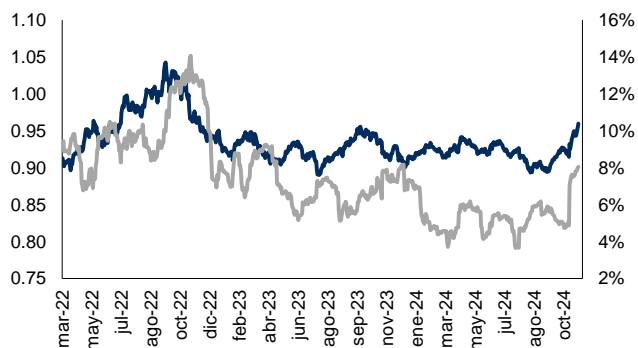
Índice	Rend. 7d	Rend. 30d	Rend. Año
S&P 500	1.68%	2.97%	25.15%
NASDAQ	1.73%	3.98%	26.60%
BOVESPA	0.93%	-2.02%	-19.51%
MERVAL	6.38%	22.25%	91.58%
FTSE100	1.76%	-2.88%	5.19%
DAX	-0.60%	-3.65%	8.87%
NIKK225	-1.19%	-0.82%	4.24%
IPC	-0.57%	-6.01%	-26.98%
DJI	1.96%	4.19%	17.53%
CAC40	-1.38%	-6.50%	-9.22%
HANGSENG	-1.00%	-7.56%	13.15%
TSE300	3.01%	2.48%	15.07%
IBEX	-1.00%	-5.08%	8.91%

Cifras al 22 de noviembre de 2024. Índices en USD.

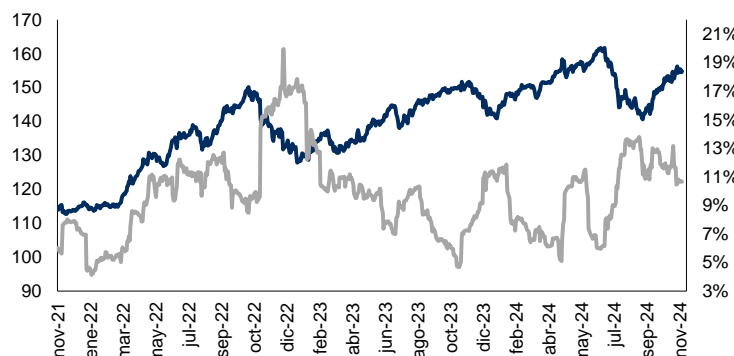


Monitor de Divisas

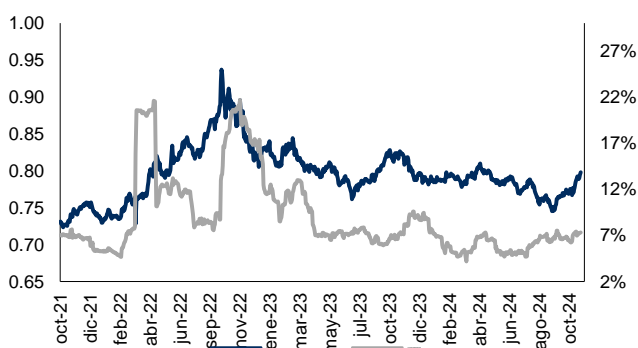
Euro (€) Cierre: 0.96 Volat: 8.1%



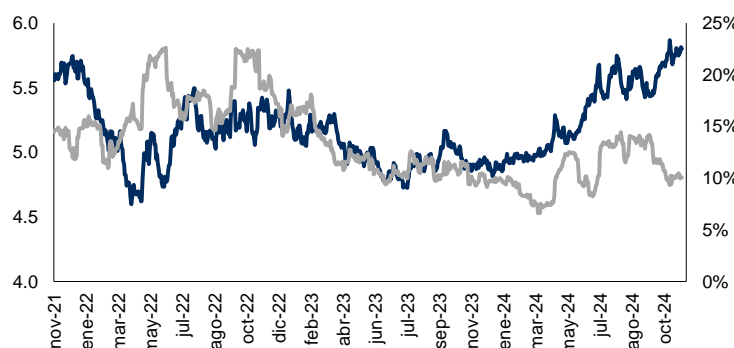
Yen Japonés (¥) Cierre: 154.74 Volat: 10.7%



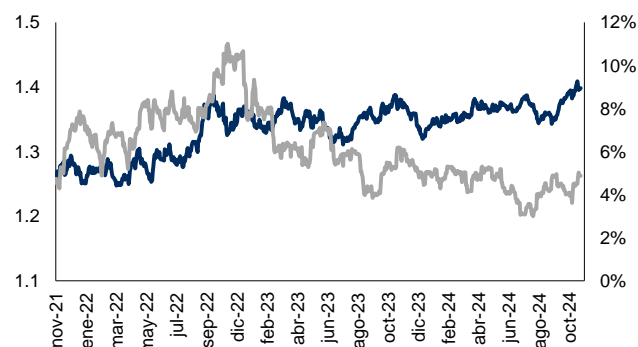
Libra Esterlina (£) Cierre: 0.80 Volat: 7.3%



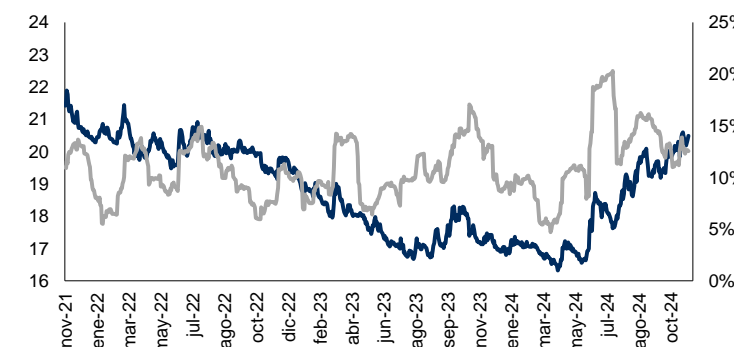
Real Brasileño Cierre: 5.80 Volat: 10.1%



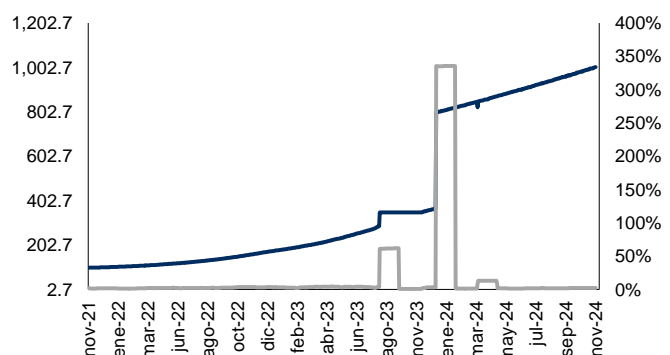
Dólar Canadiense Cierre: 1.40 Volat: 4.9%



Peso Mexicano Cierre: 20.49 Volat: 12.5%



Peso Argentino Cierre: 1,004.00 Volat: 2.1%



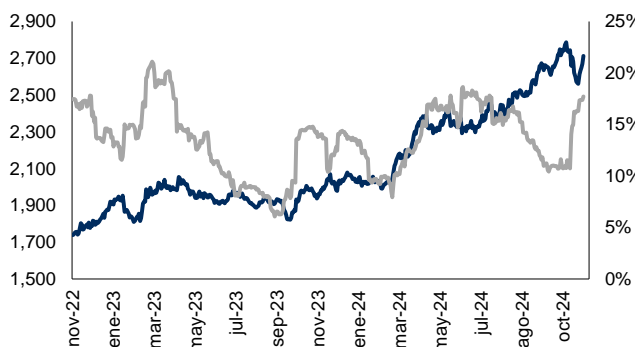
Moneda	Ultimo	7d	30d	Acumulado
Euro	0.96	-1.18%	-3.38%	-5.62%
Yen	154.74	-0.26%	-1.29%	-8.88%
Libra	0.80	-0.68%	-2.92%	-1.54%
Real	5.80	-0.11%	-1.94%	-16.36%
Dólar Can	1.40	0.77%	-1.03%	-5.21%
Peso Mex	20.49	-0.63%	-2.77%	-17.50%
Peso Arg	1,004.00	-0.60%	-1.94%	-19.48%

Cifras al 22 de noviembre de 2024. Cotizaciones con respecto al USD.

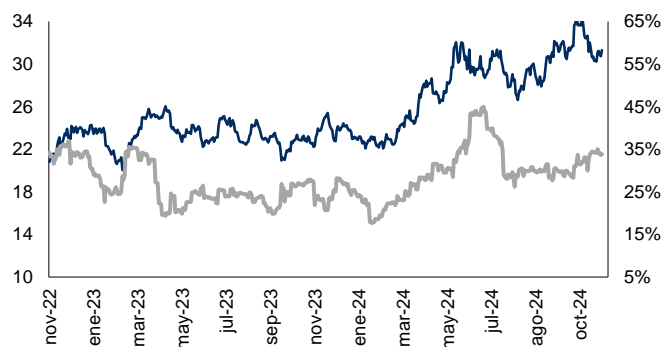


Monitor de Metales y Otros Commodities

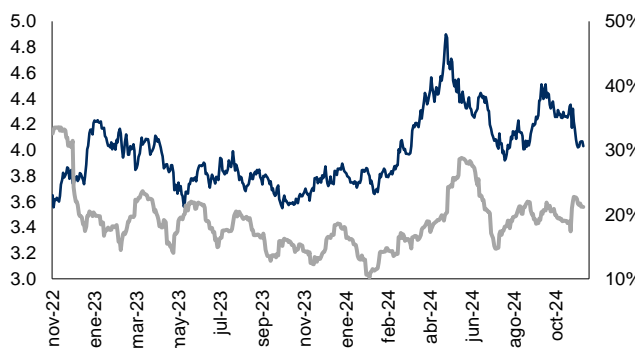
Oro (USD / T. Oz.) Cierre: 2,712.590 Volat.: 17.7%



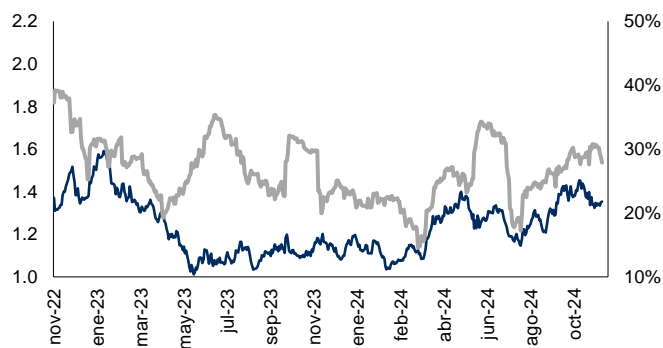
Plata (USD / T. Oz.) Cierre: 31.311 Volat.: 33.8%



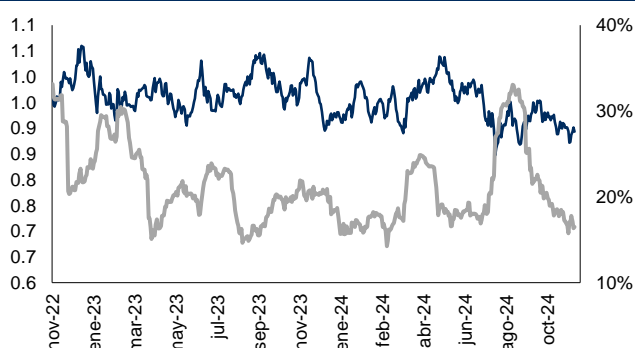
Cobre (USD / libra) Cierre: 4.030 Volat.: 21.2%



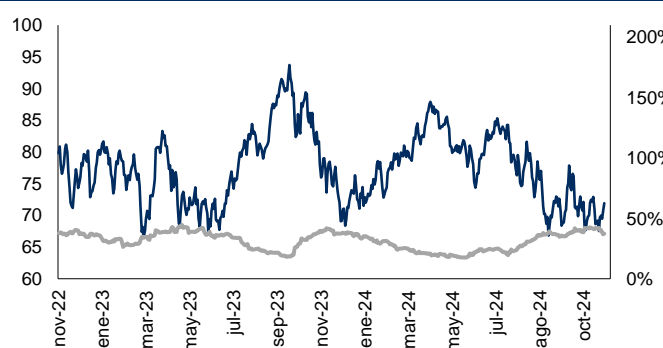
Zinc (USD / libra) Cierre: 1.354 Volat.: 27.9%



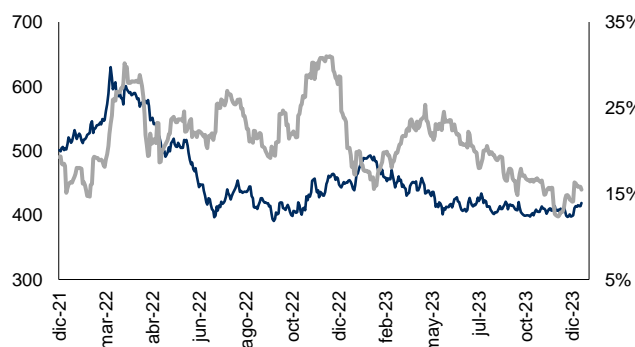
Plomo (USD / libra) Cierre: 0.893 Volat.: 16.5%



WTI (USD / barril) Cierre: 71.930 Volat.: 37.4%



Acero (Indice) Cierre: 448.914 Volat.: 21.3%



Metal	Ultimo	7d	30d	Acumulado
Oro	2712.59	5.91%	-0.14%	31.51%
Plata	31.31	3.61%	-6.94%	31.78%
Cobre	4.03	0.26%	-5.86%	4.16%
Plomo	0.89	2.46%	-3.17%	-4.06%
Zinc	1.35	1.47%	-5.61%	13.63%
WTI	71.93	6.52%	0.6%	-0.57%
Acero	448.91	-0.15%	-3.99%	6.22%

Cifras al 22 de noviembre del 2024.

