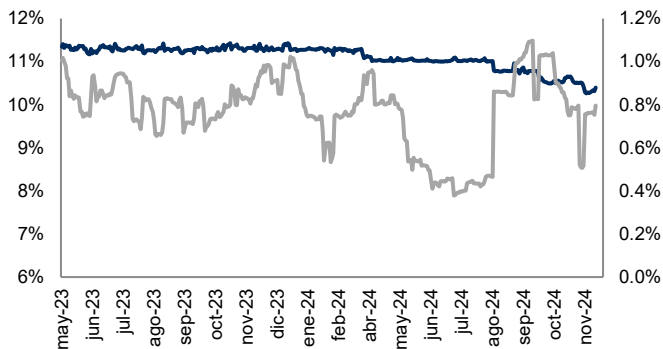
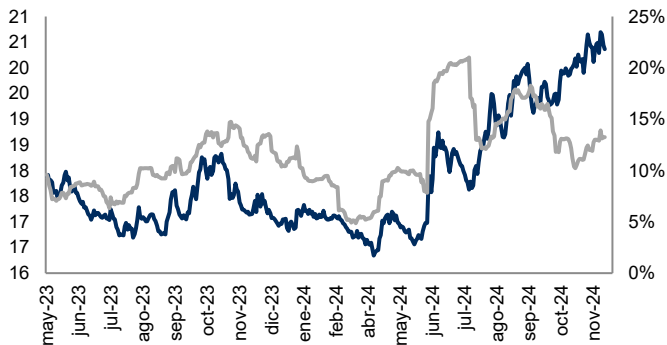


Monitor de Mercados Financieros

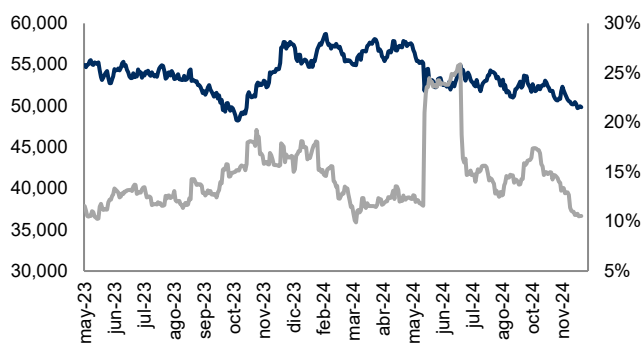
ABs y Volatilidad Cierre: 10.4% Volat: 0.8%



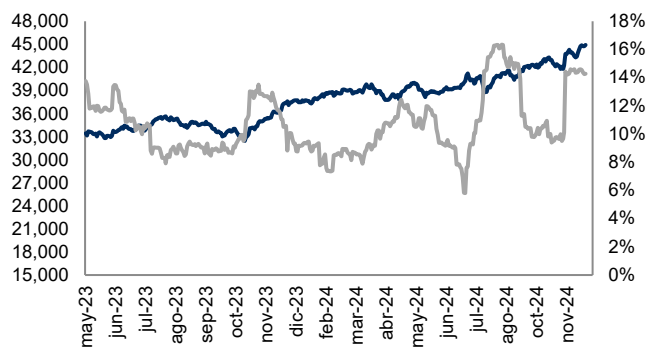
Tipo Cambio y Volatilidad Cierre: 20.3600 Volat: 13.2%



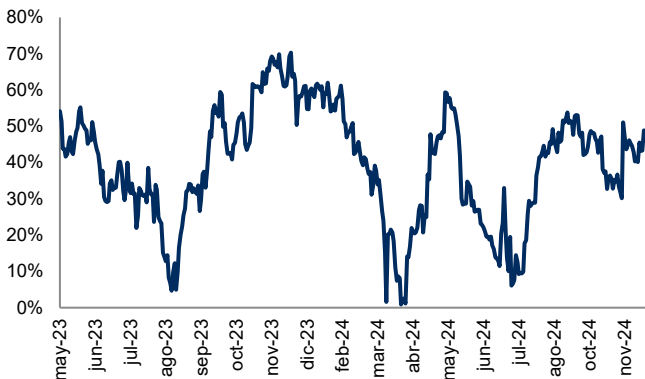
IPC y Volatilidad Cierre: 49,812.64 Volat: 10.5%



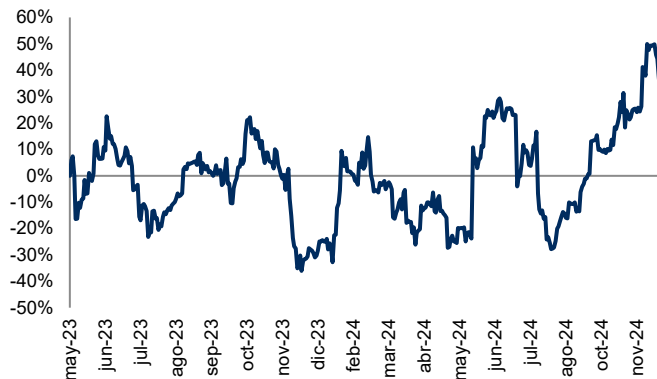
DJI y Volatilidad Cierre: 44,910.65 Volat: 14.3%



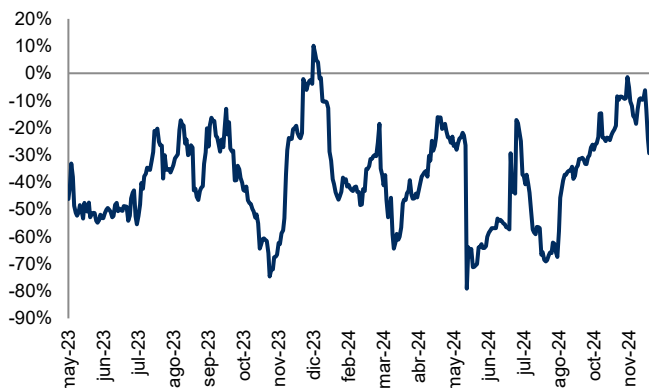
Correlación entre IPC y DJI Correl: 47.0%



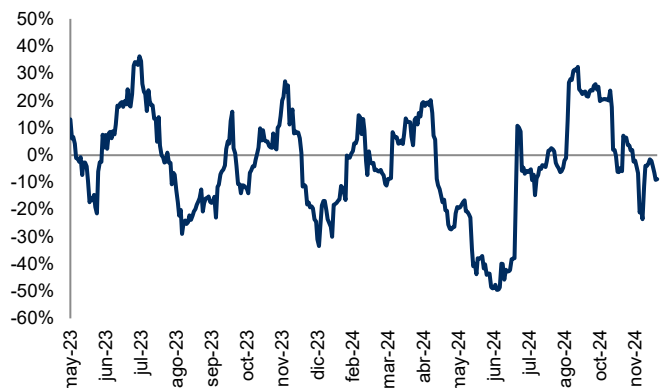
Correlación entre Tipo Cambio y ABs Correl: 36.4%



Correlación entre IPC y Tipo Cambio Correl: -28.7%

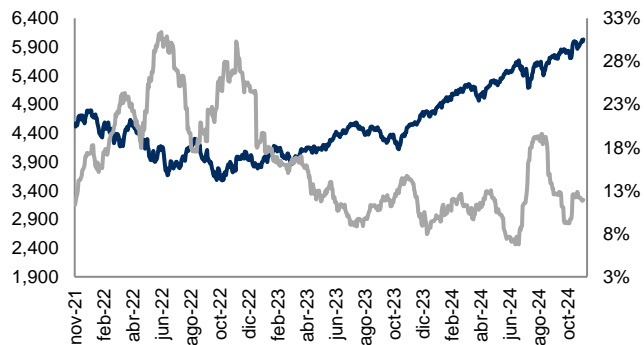


Correlación entre IPC y Abs Correl: -8.9%

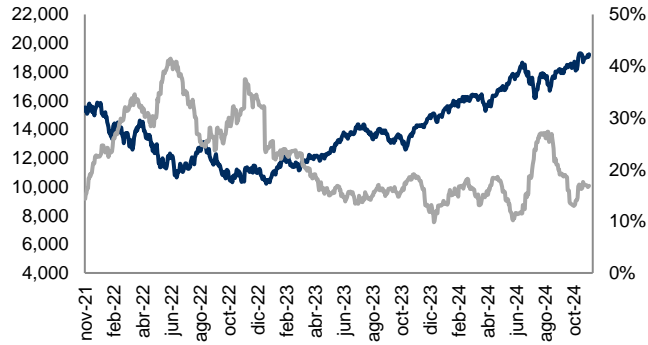


Monitor de Mercados

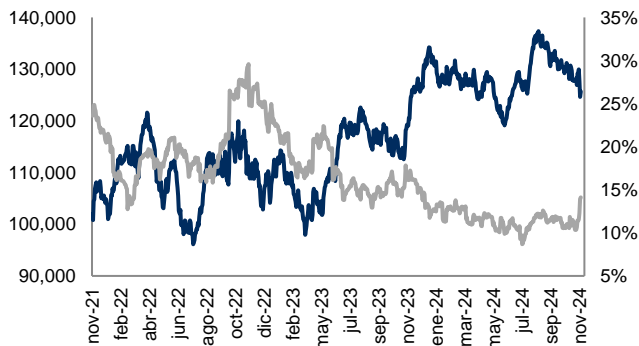
S&P 500 (EUA) Cierre: 6,032.38 Volat: 11.9%



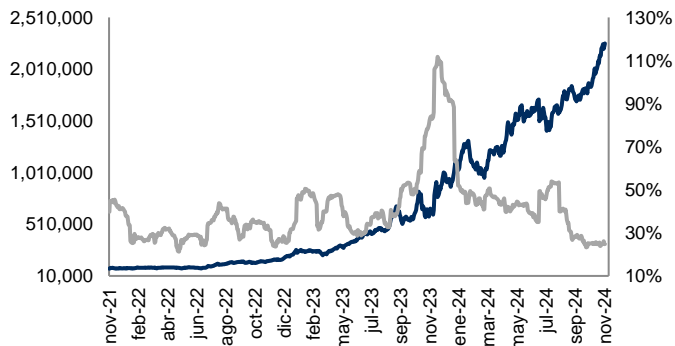
NASDAQ (EUA) Cierre: 19,218.17 Volat: 16.8%



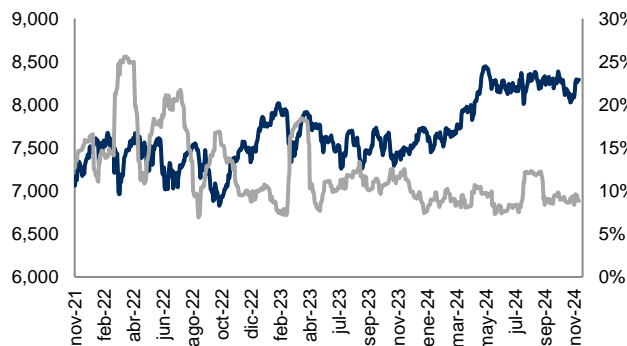
BOVESPA (Sao Paulo) Cierre: 125,667.83 Volat: 14.1%



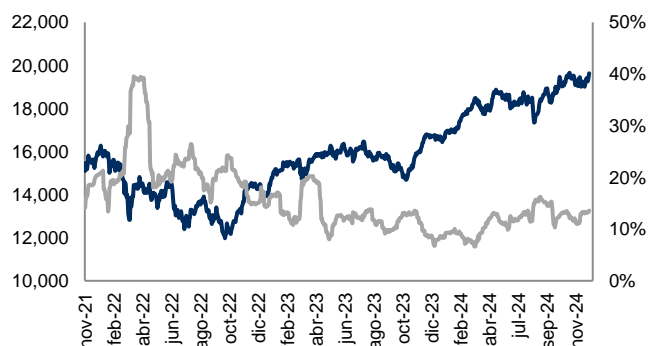
MERVAL (Buenos Aires) Cierre: 2,258,294.88 Volat: 24.7%



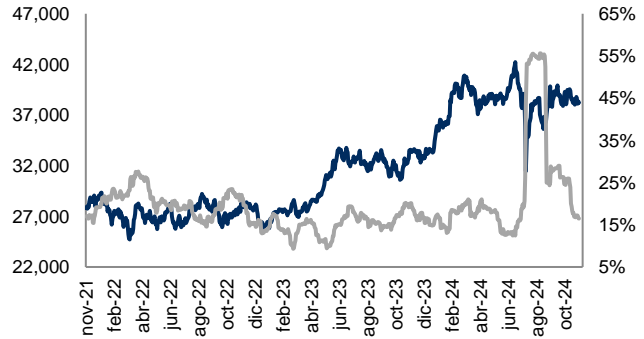
FTSE-100 (Londres) Cierre: 8,287.30 Volat: 8.8%



DAX (Frankfurt) Cierre: 19,626.45 Volat: 13.6%



NIKKEI-225 (Tokio) Cierre: 38,208.03 Volat: 16.5%



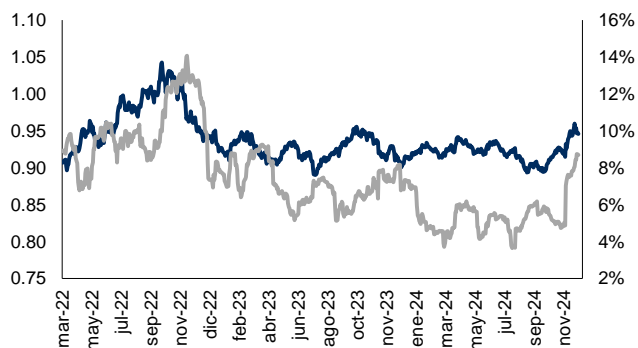
Índice	Rend. 7d	Rend. 30d	Rend. Año
S&P 500	1.06%	3.76%	26.47%
NASDAQ	1.13%	3.28%	28.02%
BOVESPA	-5.48%	-7.19%	-23.92%
MERVAL	1.49%	20.28%	94.43%
FTSE100	1.95%	-0.20%	7.25%
DAX	3.11%	-0.71%	12.26%
NIKK225	3.13%	-0.35%	7.50%
IPC	-1.03%	-3.14%	-27.74%
DJI	1.39%	6.57%	19.16%
CAC40	1.24%	-5.11%	-8.10%
HANGSENG	1.04%	-4.82%	14.32%
TSE300	0.64%	3.91%	15.81%
IBEX	1.38%	-3.19%	10.41%

Cifras al 29 de noviembre de 2024. Índices en USD.

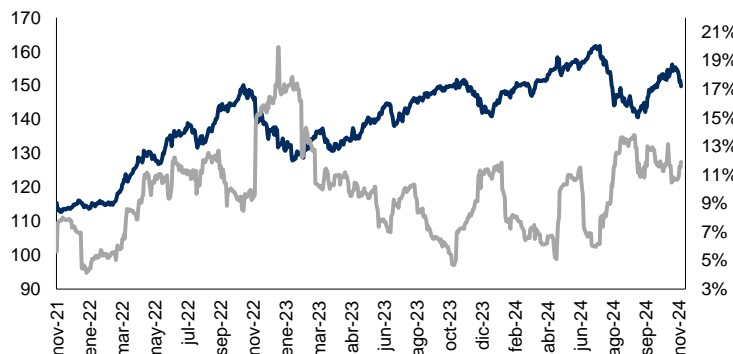


Monitor de Divisas

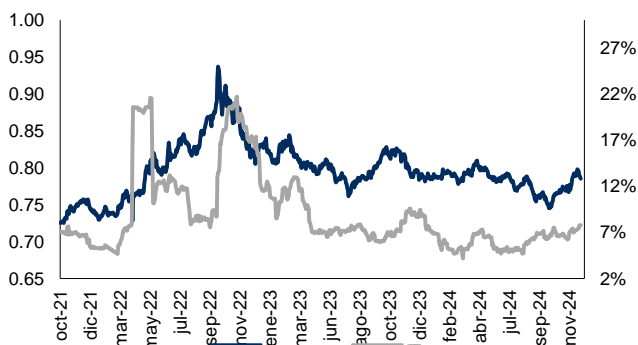
Euro (€) Cierre: 0.95 Volat: 8.7%



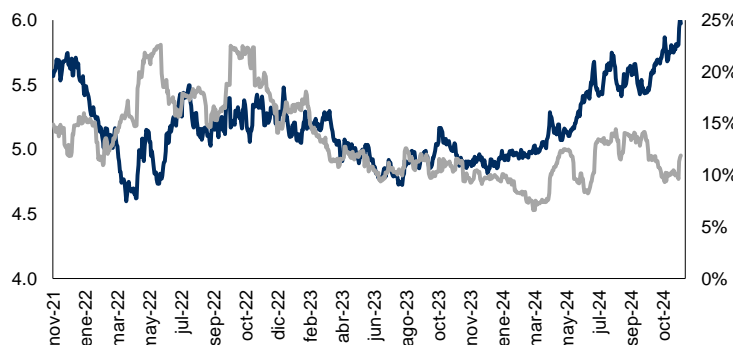
Yen Japonés (¥) Cierre: 149.75 Volat: 11.9%



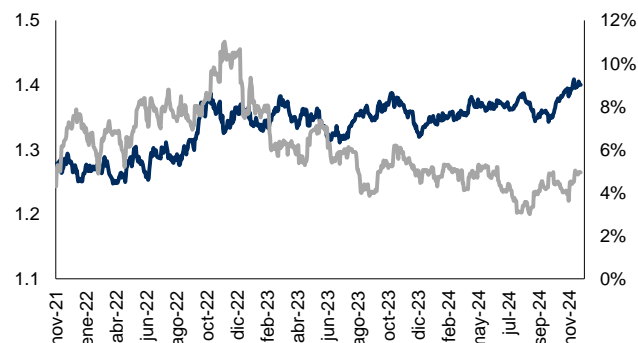
Libra Esterlina (£) Cierre: 0.79 Volat: 7.8%



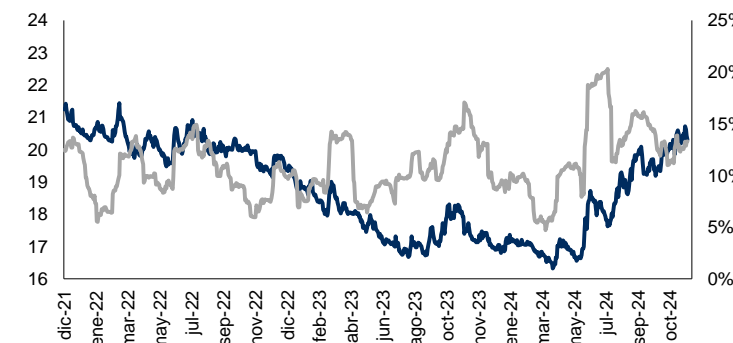
Real Brasileño Cierre: 5.97 Volat: 11.9%



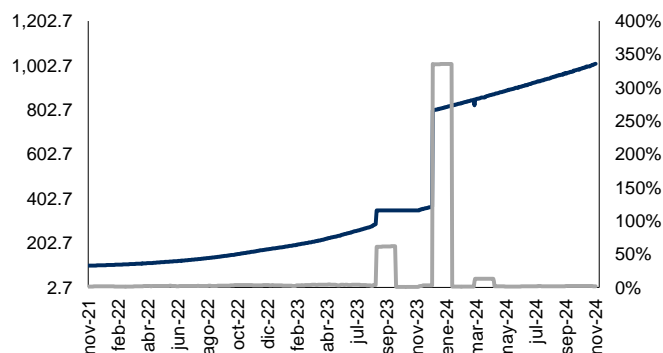
Dólar Canadiense Cierre: 1.40 Volat: 4.9%



Peso Mexicano Cierre: 20.30 Volat: 13.3%



Peso Argentino Cierre: 1,010.00 Volat: 1.8%



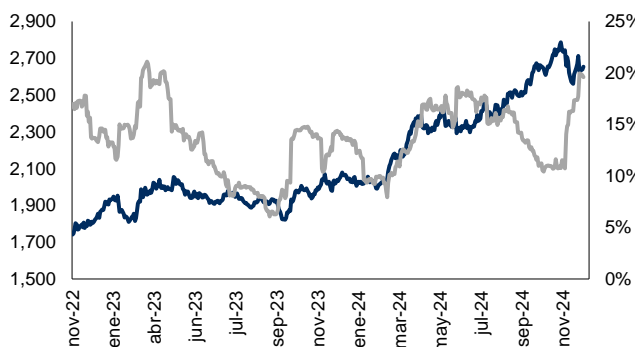
Moneda	Ultimo	7d	30d	Acumulado
Euro	0.95	1.52%	-2.58%	-4.19%
Yen	149.75	3.33%	2.44%	-5.84%
Libra	0.79	1.64%	-1.74%	0.08%
Real	5.97	-2.88%	-3.52%	-18.77%
Dólar Can	1.40	-0.16%	-0.71%	-5.36%
Peso Mex	20.30	0.93%	-0.59%	-16.74%
Peso Arg	1,010.00	-0.59%	-2.13%	-19.96%

Cifras al 29 de noviembre de 2024. Cotizaciones con respecto al USD.

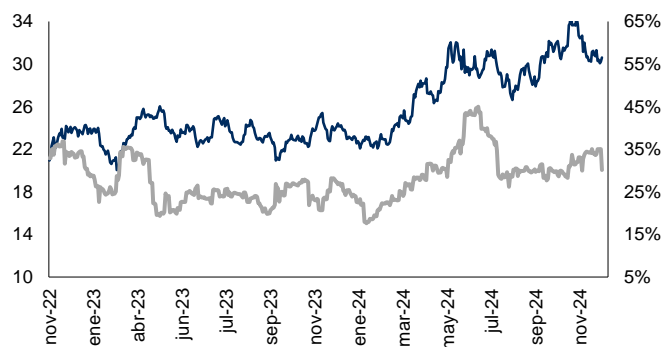


Monitor de Metales y Otros Commodities

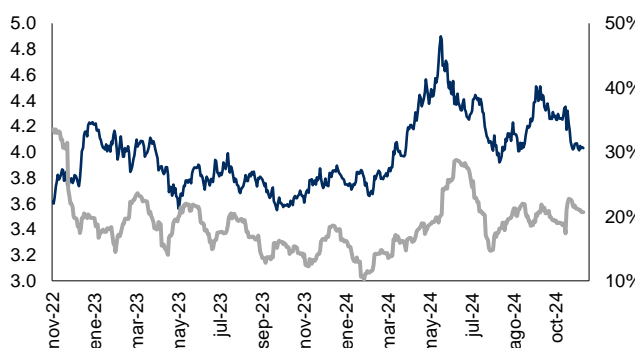
Oro (USD / T. Oz.) Cierre: 2,653.546 Volat.: 19.6%



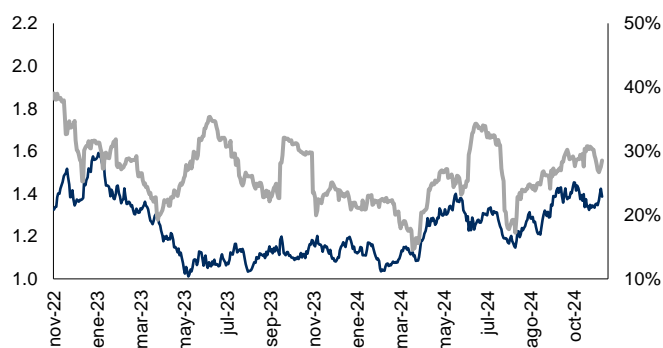
Plata (USD / T. Oz.) Cierre: 30.600 Volat.: 30.1%



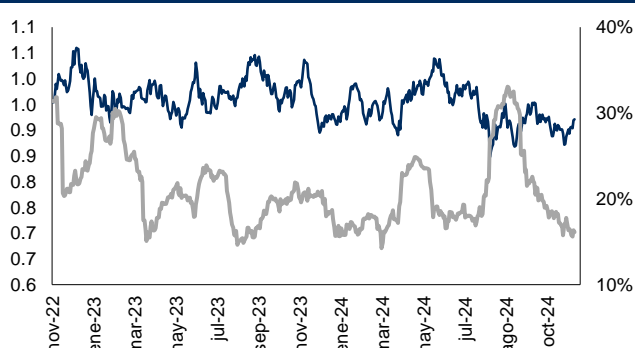
Cobre (USD / libra) Cierre: 4.030 Volat.: 20.7%



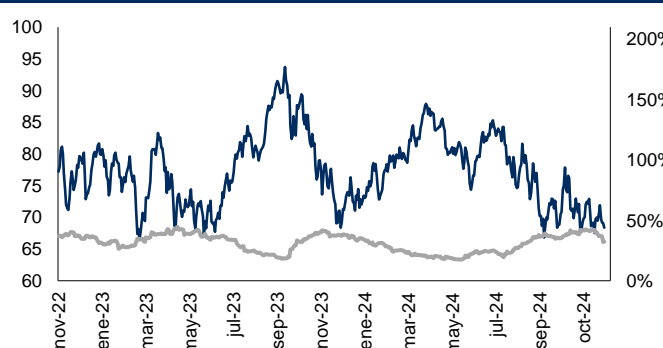
Zinc (USD / libra) Cierre: 1.387 Volat.: 28.6%



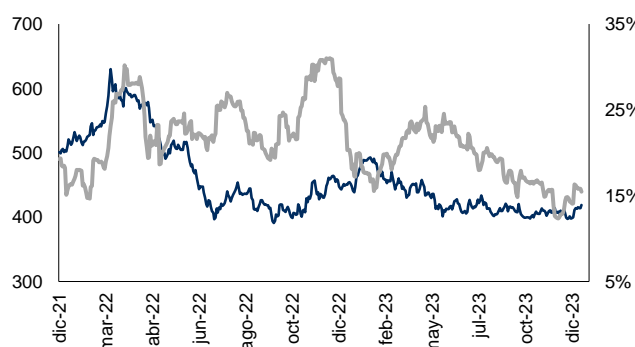
Plomo (USD / libra) Cierre: 0.921 Volat.: 16.1%



WTI (USD / barril) Cierre: 68.360 Volat.: 32.3%



Acero (Indice) Cierre: 450.400 Volat.: 18.1%



Metal	Ultimo	7d	30d	Acumulado
Oro	2653.55	-2.18%	-4.78%	28.65%
Plata	30.60	-2.27%	-9.36%	28.79%
Cobre	4.03	-0.01%	-5.37%	4.15%
Plomo	0.92	3.10%	3.64%	-1.08%
Zinc	1.39	2.44%	-2.74%	16.40%
WTI	68.36	-4.96%	-1.1%	-5.50%
Acero	450.40	0.33%	-3.01%	6.57%

Cifras al 29 de noviembre del 2024.



Valores Mexicanos Casa de Bolsa, S.A. de C.V.