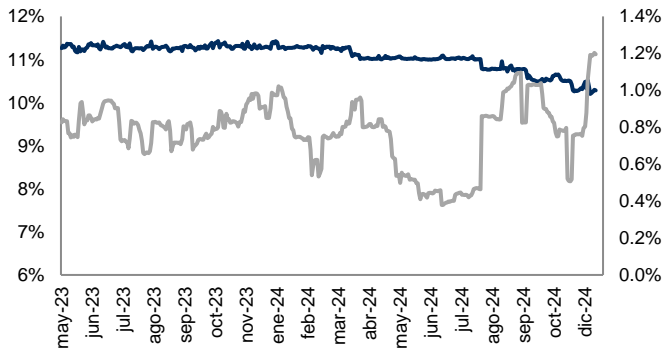


Monitor de Mercados Financieros

ABs y Volatilidad

Cierre: 10.3%

Volat: 1.2%



Tipo Cambio y Volatilidad

Cierre: 20.1270

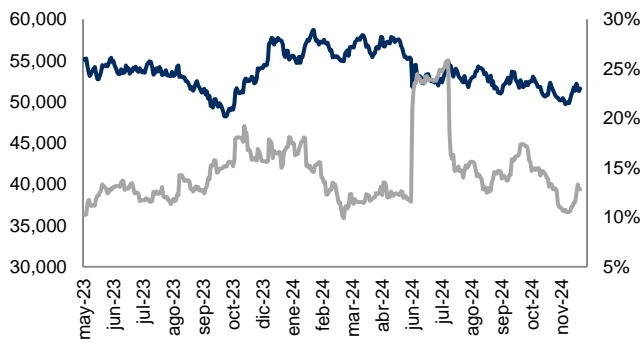
Volat: 13.0%



IPC y Volatilidad

Cierre: 51,619.75

Volat: 12.8%



DJI y Volatilidad

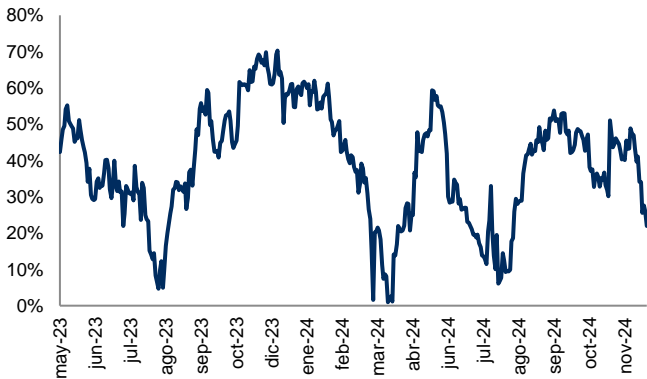
Cierre: 43,828.06

Volat: 14.0%



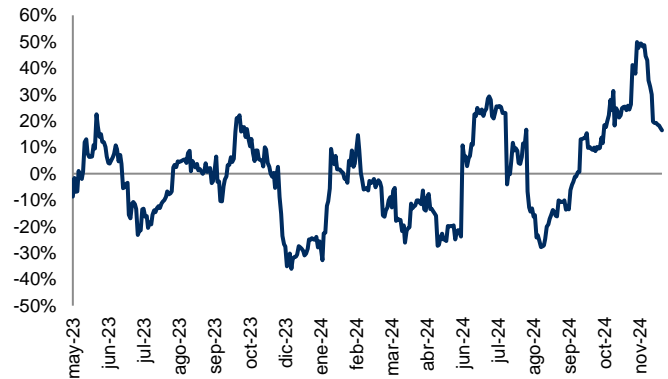
Correlación entre IPC y DJI

Correl: 22.0%



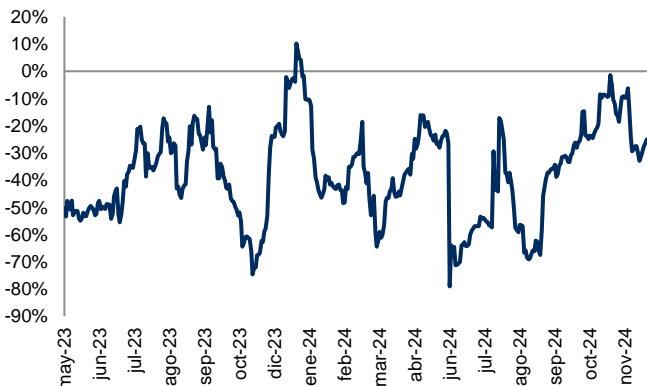
Correlación entre Tipo Cambio y ABs

Correl: 16.5%



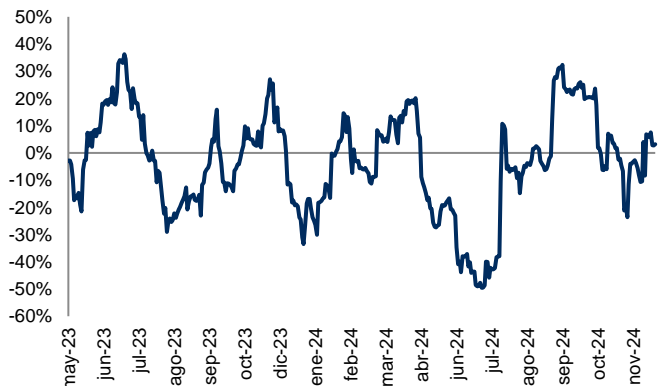
Correlación entre IPC y Tipo Cambio

Correl: -25.1%



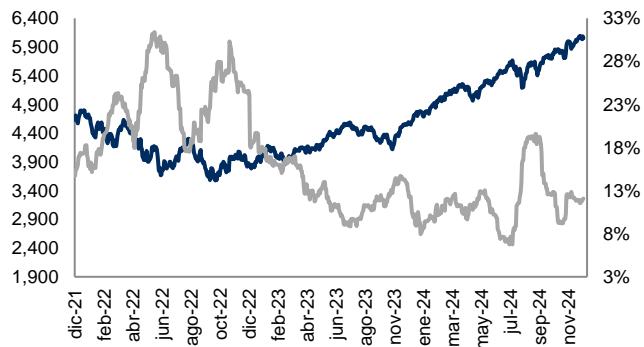
Correlación entre IPC y Abs

Correl: 3.2%

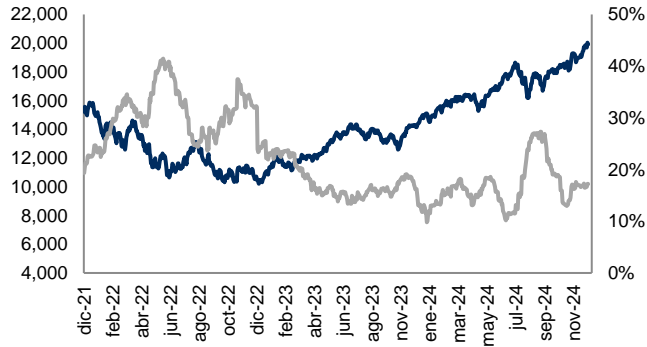


Monitor de Mercados

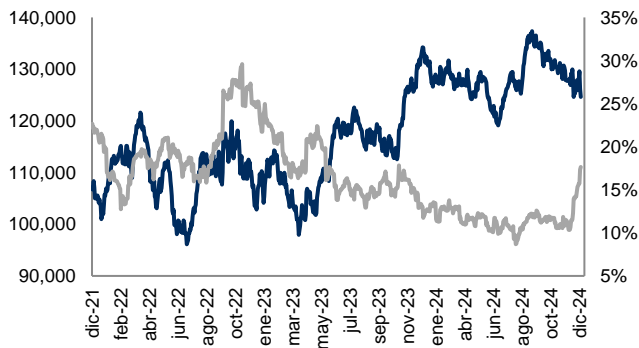
S&P 500 (EUA) Cierre: 6,051.09 Volat: 12.1%



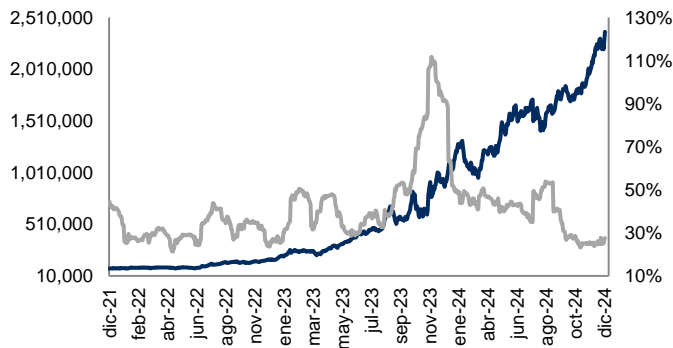
NASDAQ (EUA) Cierre: 19,926.72 Volat: 17.2%



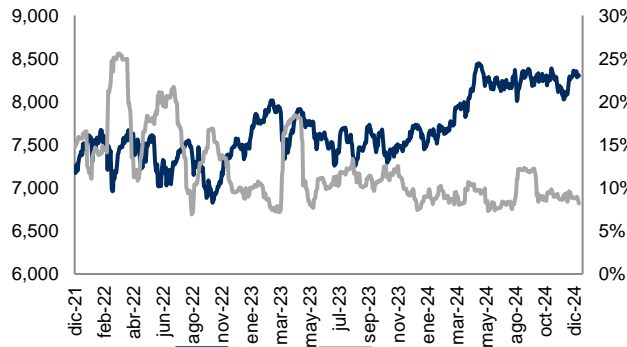
BOVESPA (Sao Paulo) Cierre: 124,612.22 Volat: 17.7%



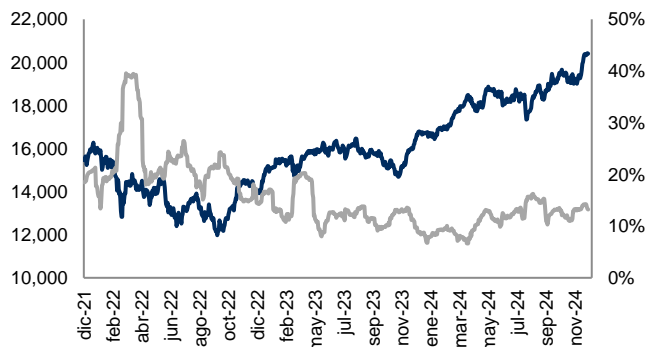
MERVAL (Buenos Aires) Cierre: 2,370,661.82 Volat: 27.6%



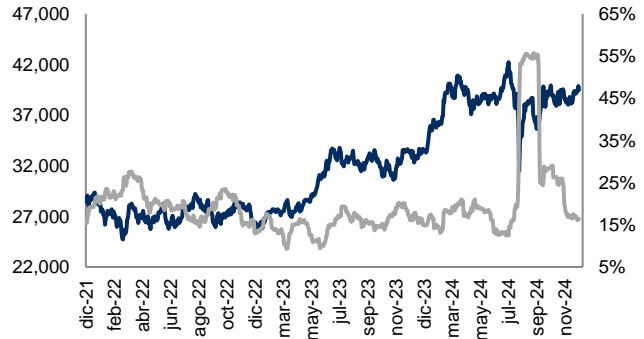
FTSE-100 (Londres) Cierre: 8,300.33 Volat: 8.2%



DAX (Frankfurt) Cierre: 20,405.92 Volat: 13.2%



NIKKEI-225 (Tokio) Cierre: 39,470.44 Volat: 16.4%



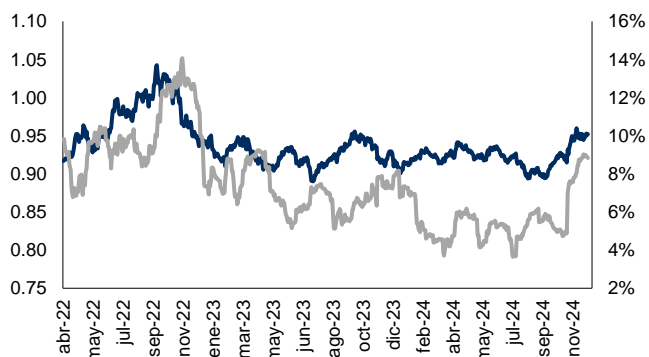
Índice	Rend. 7d	Rend. 30d	Rend. Año
S&P 500	-0.64%	1.10%	26.86%
NASDAQ	0.34%	3.62%	32.74%
BOVESPA	-0.28%	-6.25%	-25.42%
MERVAL	7.11%	13.84%	102.60%
FTSE100	-1.07%	2.67%	6.41%
DAX	-0.52%	6.76%	15.91%
NIKK225	-1.40%	3.13%	8.24%
IPC	0.85%	3.59%	-24.22%
DJI	-1.82%	-0.30%	16.29%
CAC40	-0.86%	2.08%	-6.53%
HANGSENG	0.58%	0.82%	17.65%
TSE300	-2.14%	-0.51%	12.30%
IBEX	-3.26%	2.70%	10.69%

Cifras al 13 de diciembre de 2024. Índices en USD.

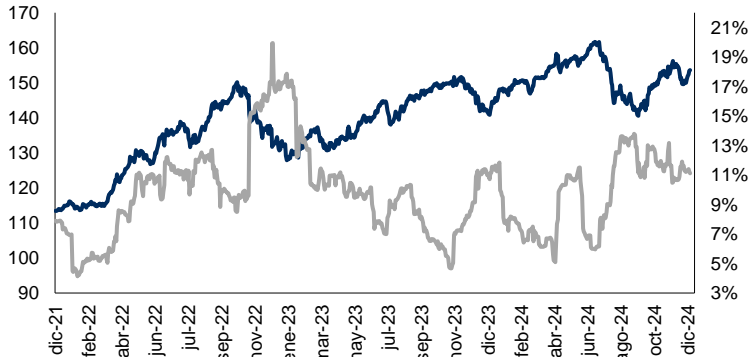


Monitor de Divisas

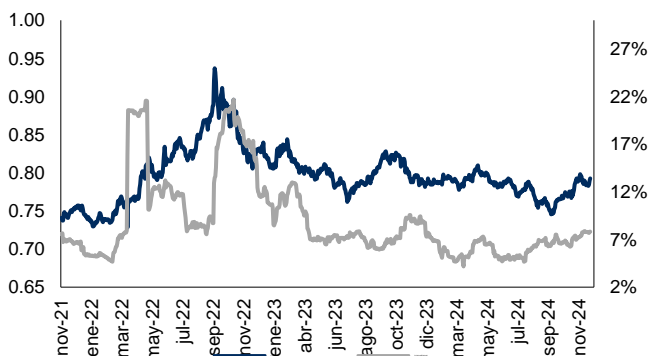
Euro (€) Cierre: 0.95 Volat: 8.8%



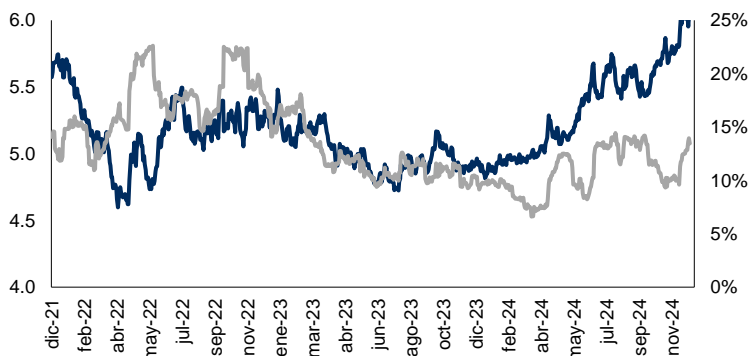
Yen Japonés (¥) Cierre: 153.64 Volat: 11.1%



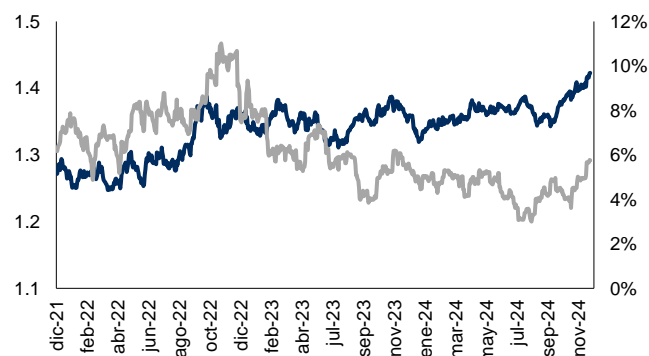
Libra Esterlina (£) Cierre: 0.79 Volat: 7.8%



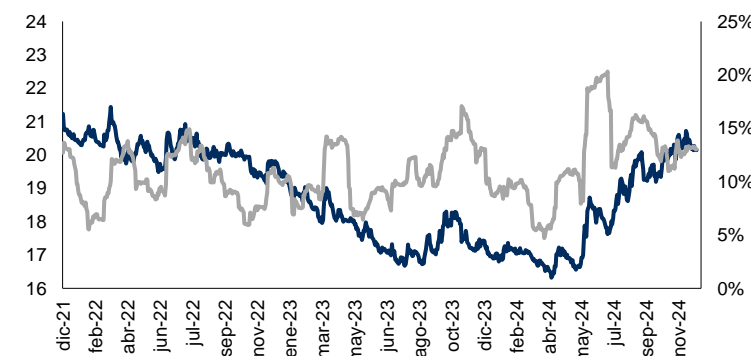
Real Brasileño Cierre: 6.04 Volat: 13.5%



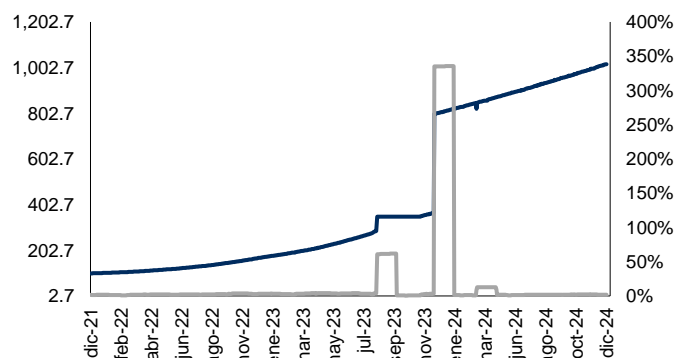
Dólar Canadiense Cierre: 1.42 Volat: 5.8%



Peso Mexicano Cierre: 20.14 Volat: 13.0%



Peso Argentino Cierre: 1,017.50 Volat: 1.7%



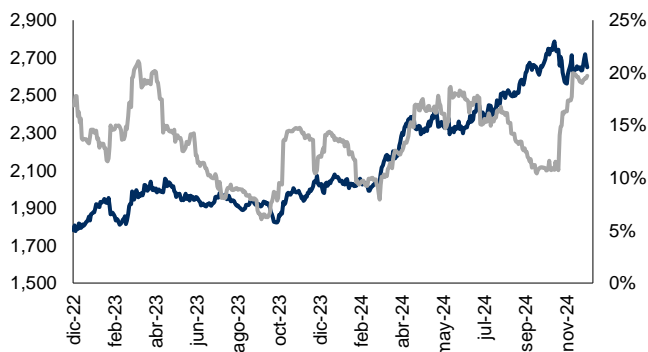
Moneda	Ultimo	7d	30d	Acumulado
Euro	0.95	-0.62%	-0.58%	-4.85%
Yen	153.64	-2.35%	1.18%	-8.23%
Libra	0.79	-0.97%	-0.67%	-0.86%
Real	6.04	0.79%	-3.90%	-19.69%
Dólar Can	1.42	-0.52%	-1.64%	-6.87%
Peso Mex	20.14	0.37%	2.27%	-16.09%
Peso Arg	1,017.50	-0.49%	-1.92%	-20.55%

Cifras al 13 de diciembre de 2024. Cotizaciones con respecto al USD.

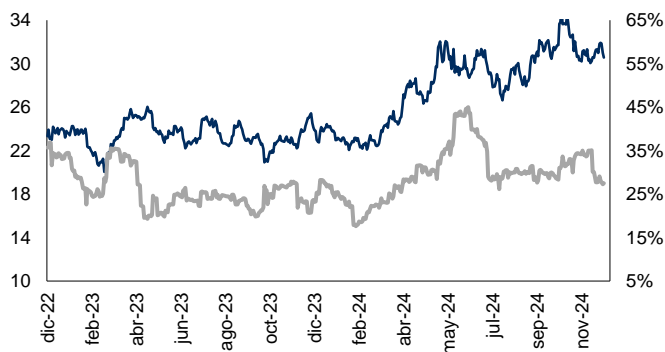


Monitor de Metales y Otros Commodities

Oro (USD / T. Oz.) Cierre: 2,648.660 Volat.: 19.7%



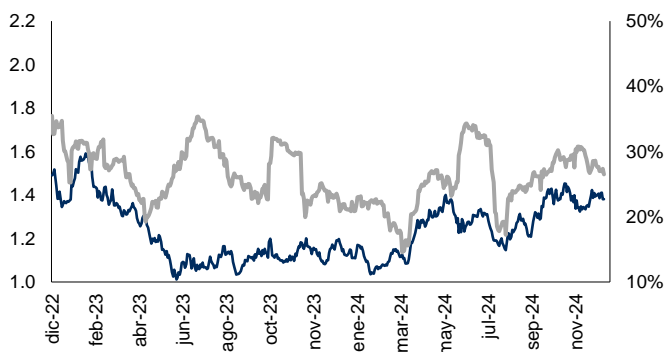
Plata (USD / T. Oz.) Cierre: 30.566 Volat.: 27.5%



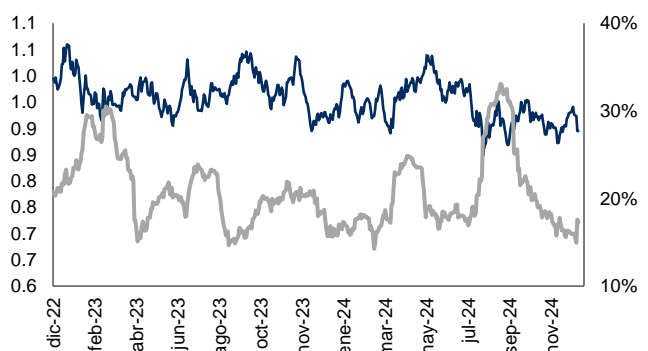
Cobre (USD / libra) Cierre: 4.070 Volat.: 22.9%



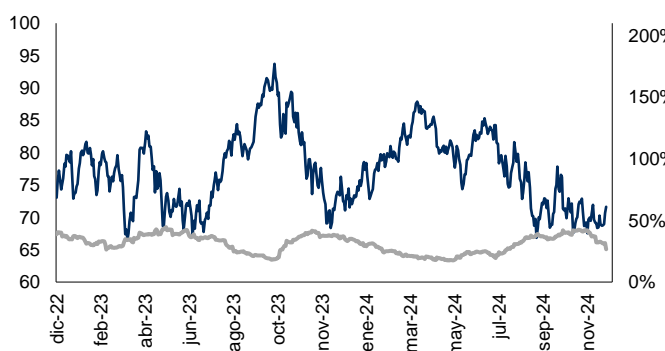
Zinc (USD / libra) Cierre: 1.381 Volat.: 26.5%



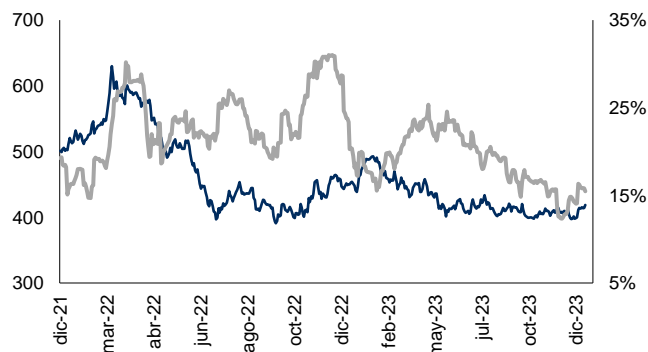
Plomo (USD / libra) Cierre: 0.895 Volat.: 17.3%



WTI (USD / barril) Cierre: 71.640 Volat.: 26.7%



Acero (Indice) Cierre: 451.157 Volat.: 17.4%



Metal	Ultimo	7d	30d	Acumulado
Oro	2648.66	0.60%	2.96%	28.41%
Plata	30.57	-1.33%	0.89%	28.64%
Cobre	4.07	0.12%	-0.33%	5.19%
Plomo	0.89	-4.91%	-0.72%	-3.91%
Zinc	1.38	-1.74%	4.35%	15.95%
WTI	71.64	4.31%	3.9%	-0.97%
Acero	451.16	-0.25%	1.55%	6.75%

Cifras al 13 de diciembre del 2024.



Valores Mexicanos Casa de Bolsa, S.A. de C.V.