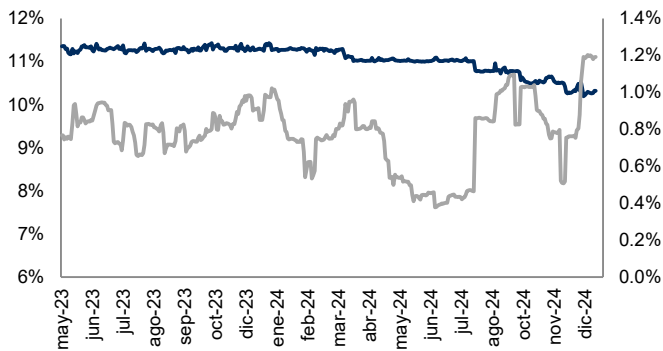
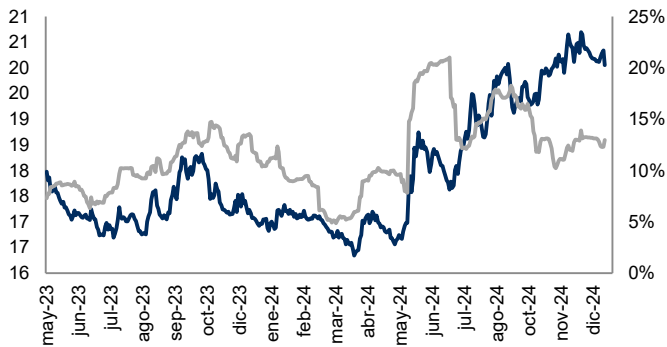


Monitor de Mercados Financieros

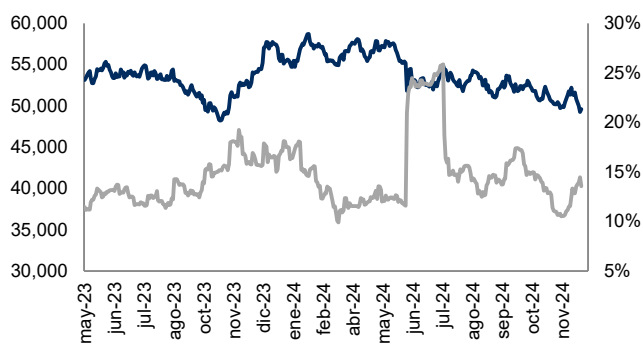
ABs y Volatilidad Cierre: 10.3% Volat: 1.2%



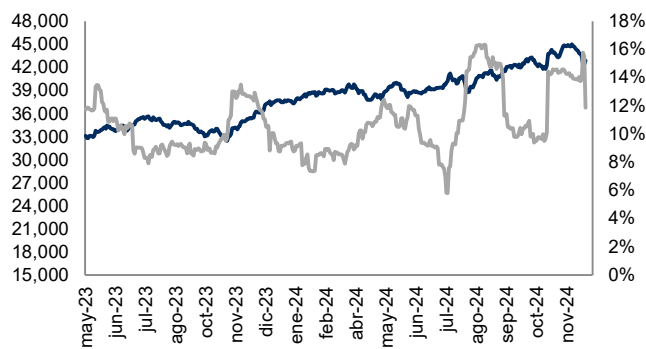
Tipo Cambio y Volatilidad Cierre: 20.0480 Volat: 13.0%



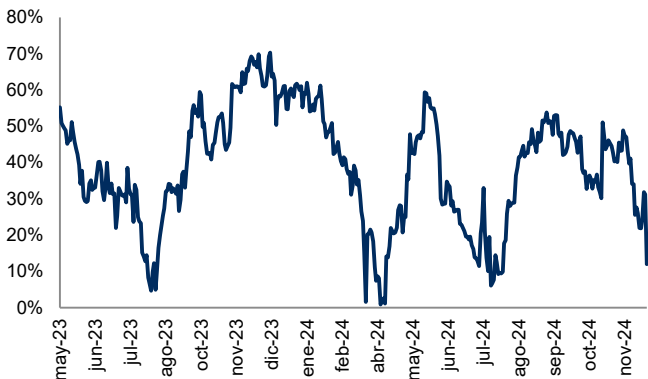
IPC y Volatilidad Cierre: 49,586.21 Volat: 13.5%



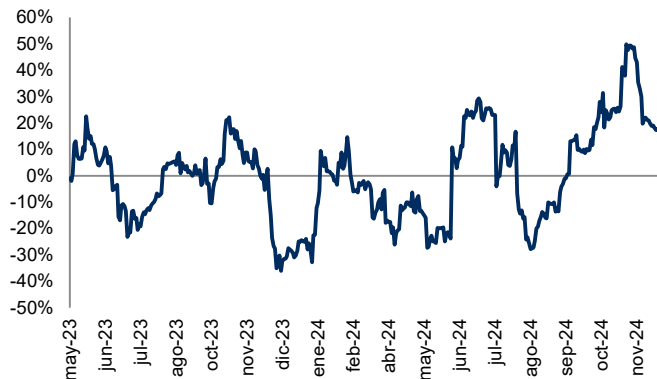
DJI y Volatilidad Cierre: 42,840.26 Volat: 11.9%



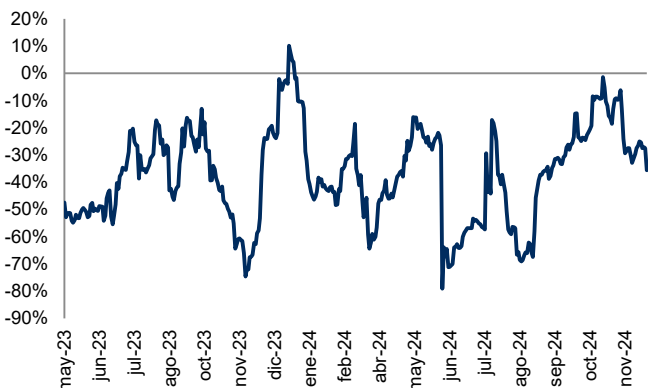
Correlación entre IPC y DJI Correl: 12.0%



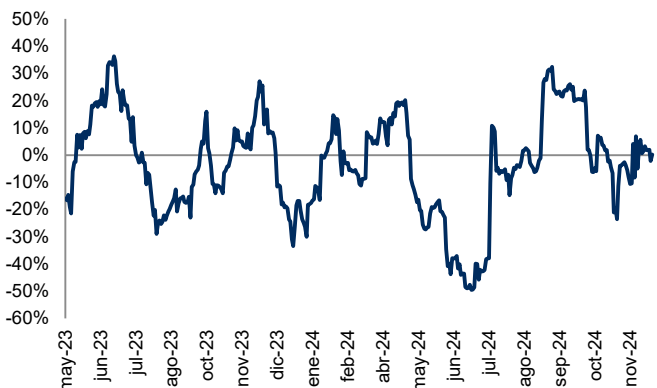
Correlación entre Tipo Cambio y ABs Correl: 16.7%



Correlación entre IPC y Tipo Cambio Correl: -35.6%

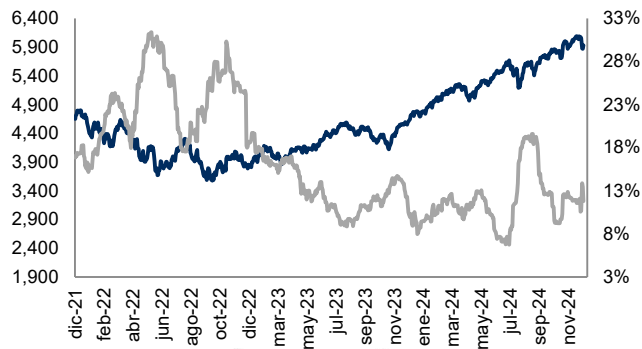


Correlación entre IPC y Abs Correl: 0.1%

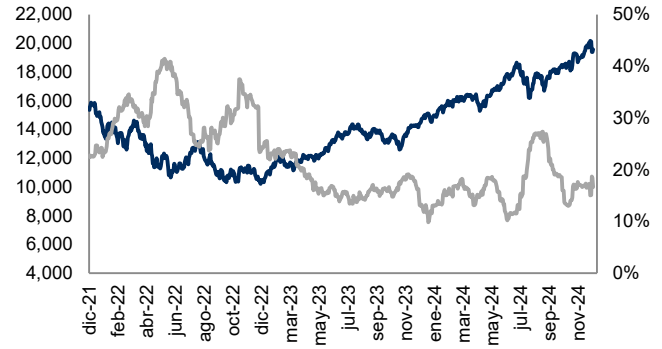


Monitor de Mercados

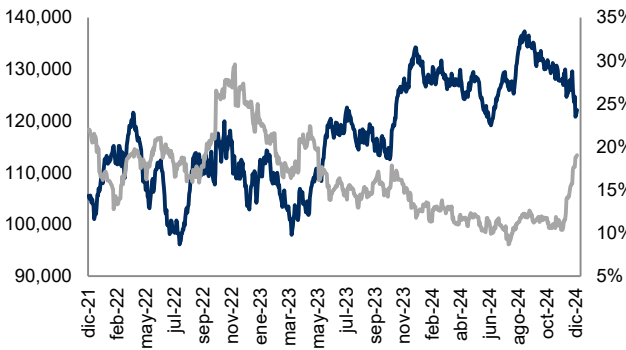
S&P 500 (EUA) Cierre: 5,930.85 Volat: 11.8%



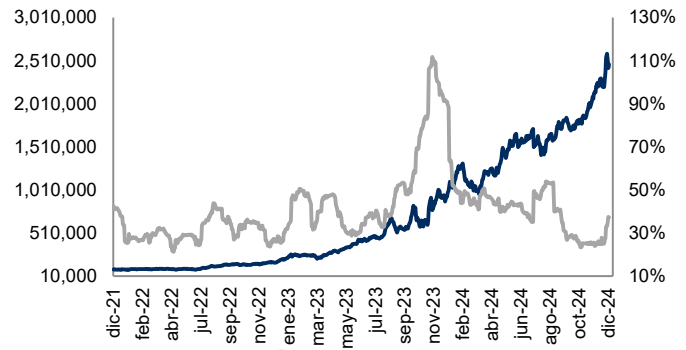
NASDAQ (EUA) Cierre: 19,572.60 Volat: 16.6%



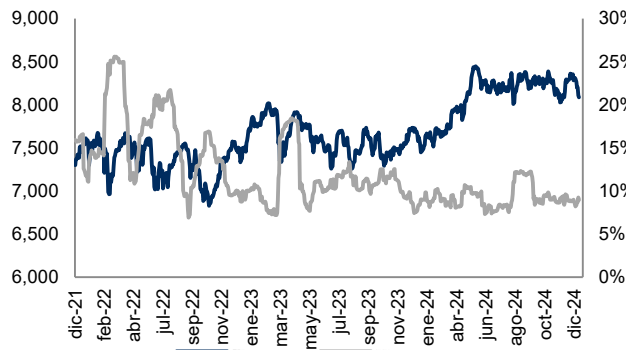
BOVESPA (Sao Paulo) Cierre: 122,102.15 Volat: 19.0%



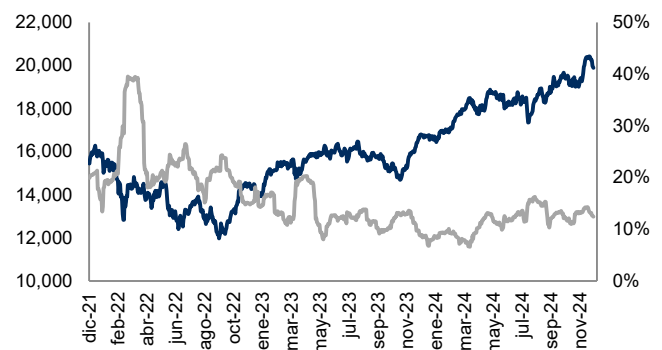
MERVAL (Buenos Aires) Cierre: 2,467,561.97 Volat: 37.3%



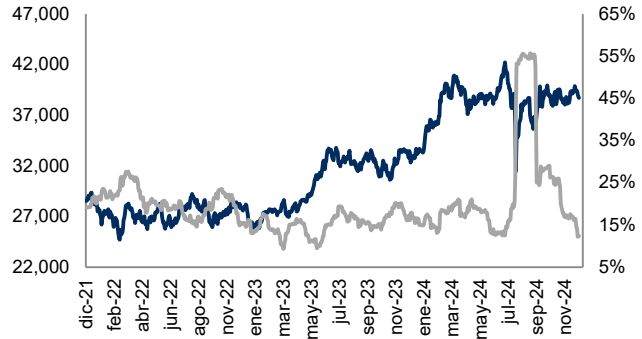
FTSE-100 (Londres) Cierre: 8,084.61 Volat: 8.9%



DAX (Frankfurt) Cierre: 19,884.75 Volat: 12.4%



NIKKEI-225 (Tokio) Cierre: 38,701.90 Volat: 12.3%



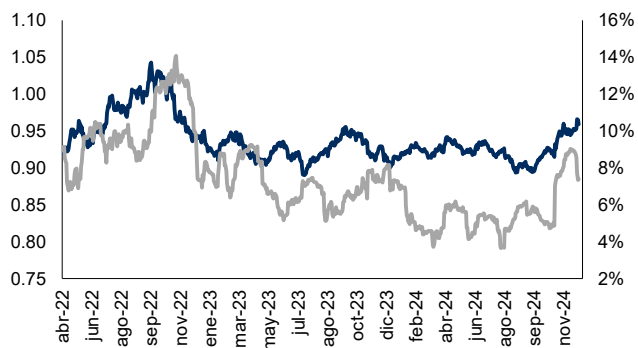
Índice	Rend. 7d	Rend. 30d	Rend. Año
S&P 500	-1.99%	0.23%	24.34%
NASDAQ	-1.78%	3.20%	30.39%
BOVESPA	-2.71%	-9.65%	-27.45%
MERVAL	3.63%	12.79%	109.95%
FTSE100	-2.98%	-0.65%	3.25%
DAX	-3.23%	3.50%	12.16%
NIKK225	-3.68%	0.25%	4.26%
IPC	-3.60%	-0.16%	-26.95%
DJI	-2.25%	-1.31%	13.67%
CAC40	-2.51%	-0.04%	-8.87%
HANGSENG	-1.25%	0.19%	16.17%
TSE300	-3.61%	-4.45%	8.25%
IBEX	-3.10%	-2.12%	7.26%

Cifras al 20 de diciembre de 2024. Índices en USD.

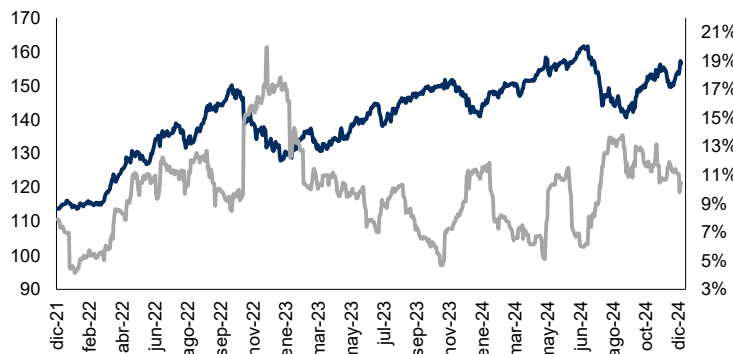


Monitor de Divisas

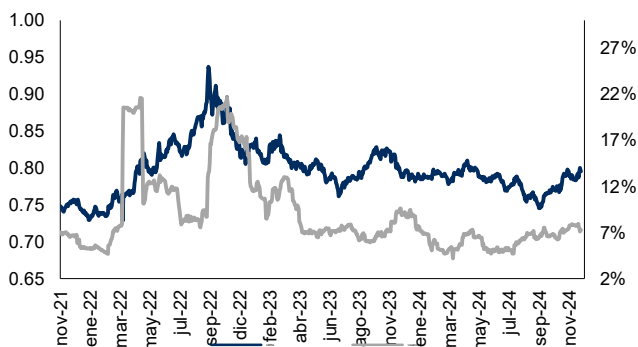
Euro (€) Cierre: 0.96 Volat: 7.4%



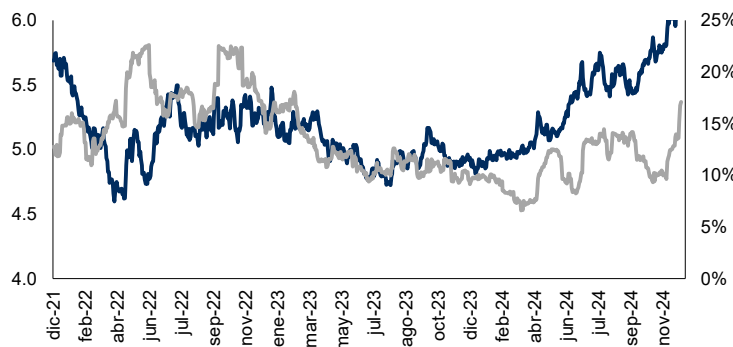
Yen Japonés (¥) Cierre: 156.41 Volat: 10.5%



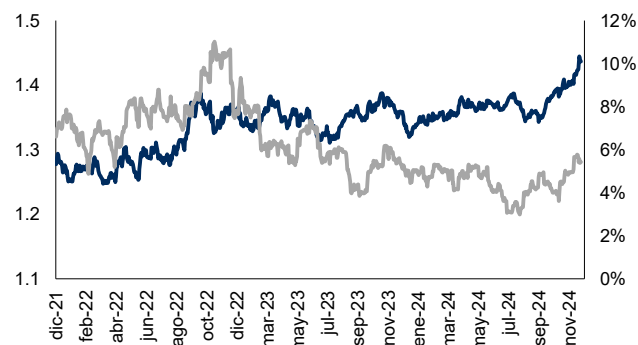
Libra Esterlina (£) Cierre: 0.80 Volat: 7.3%



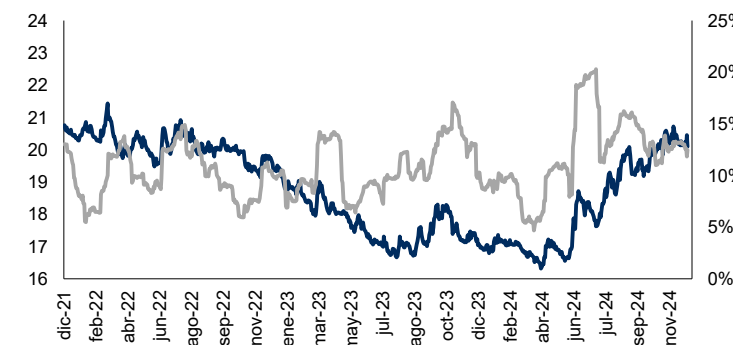
Real Brasileño Cierre: 6.09 Volat: 17.1%



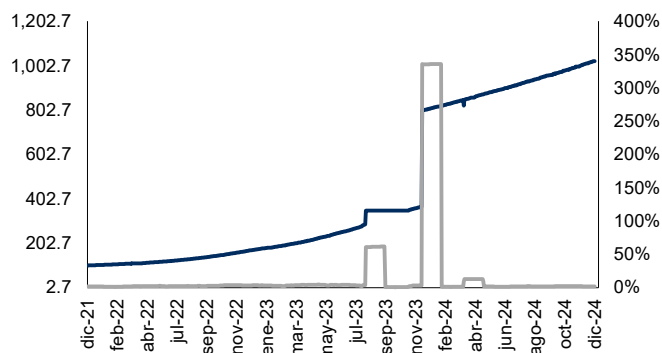
Dólar Canadiense Cierre: 1.44 Volat: 5.4%



Peso Mexicano Cierre: 20.10 Volat: 12.4%



Peso Argentino Cierre: 1,022.00 Volat: 1.8%



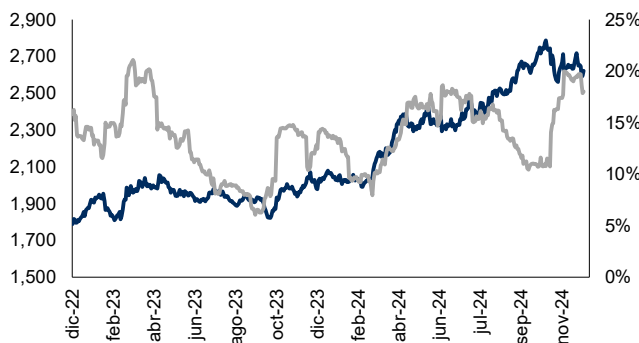
Moneda	Ultimo	7d	30d	Acumulado
Euro	0.96	-0.70%	-1.08%	-5.51%
Yen	156.41	-1.77%	-0.65%	-9.85%
Libra	0.80	-0.39%	-0.65%	-1.24%
Real	6.09	-0.71%	-5.14%	-20.27%
Dólar Can	1.44	-0.97%	-2.76%	-7.77%
Peso Mex	20.10	0.23%	0.99%	-15.90%
Peso Arg	1,022.00	-0.44%	-1.91%	-20.90%

Cifras al 20 de diciembre de 2024. Cotizaciones con respecto al USD.

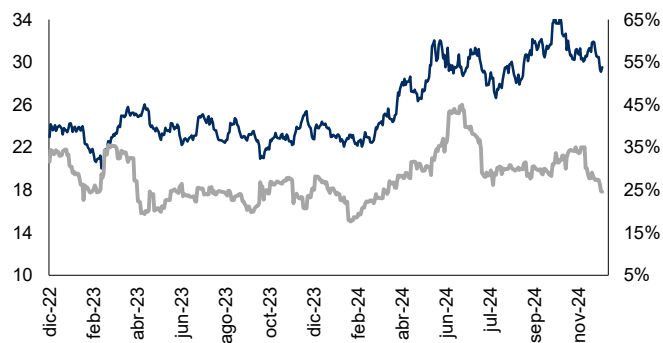


Monitor de Metales y Otros Commodities

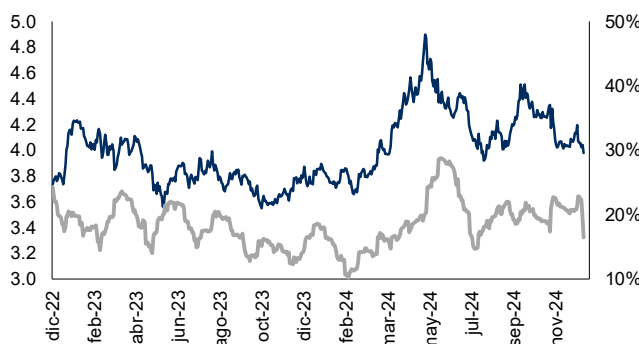
Oro (USD / T. Oz.) Cierre: 2,620.790 Volat.: 18.0%



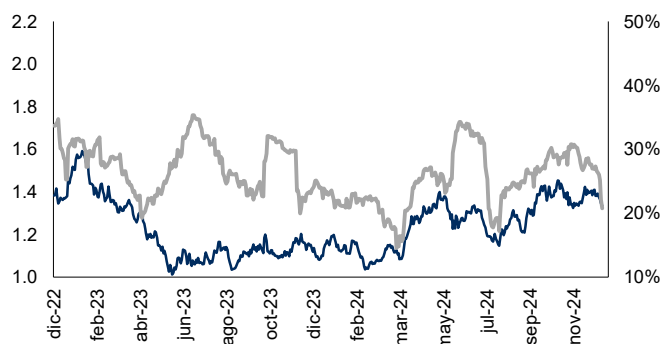
Plata (USD / T. Oz.) Cierre: 29.514 Volat.: 24.6%



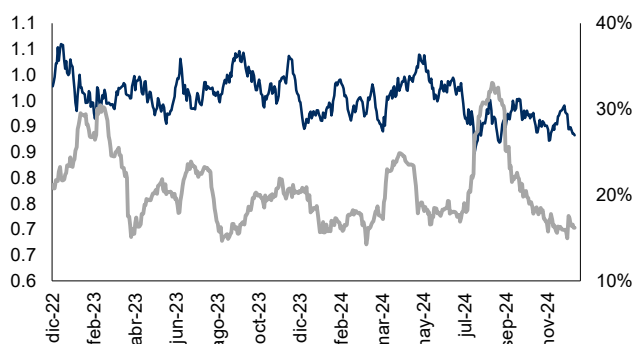
Cobre (USD / libra) Cierre: 3.978 Volat.: 16.4%



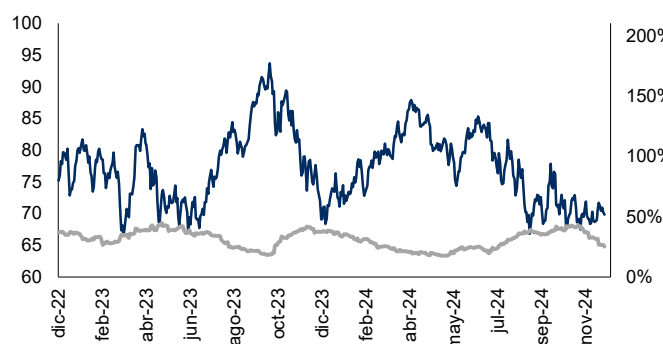
Zinc (USD / libra) Cierre: 1.335 Volat.: 20.7%



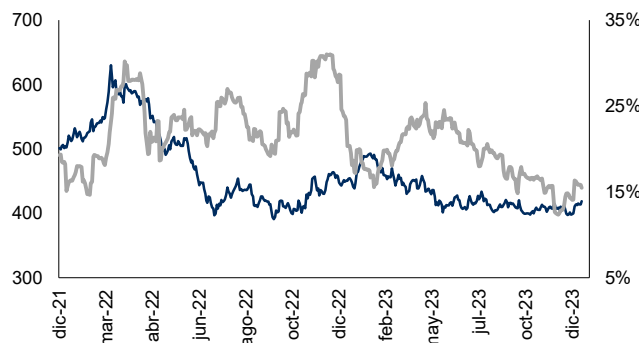
Plomo (USD / libra) Cierre: 0.883 Volat.: 16.2%



WTI (USD / barril) Cierre: 69.810 Volat.: 25.1%



Acero (Indice) Cierre: 441.579 Volat.: 13.0%



Metal	Ultimo	7d	30d	Acumulado
Oro	2620.79	-1.05%	-1.04%	27.06%
Plata	29.51	-3.44%	-4.34%	24.22%
Cobre	3.98	-2.25%	-2.19%	2.82%
Plomo	0.88	-1.31%	-1.17%	-5.17%
Zinc	1.33	-3.39%	0.06%	12.03%
WTI	69.81	-2.55%	0.5%	-3.50%
Acero	441.58	-2.12%	-2.51%	4.48%

Cifras al 20 de diciembre del 2024.