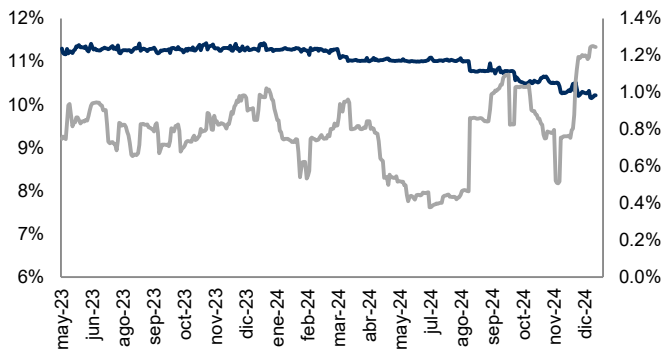
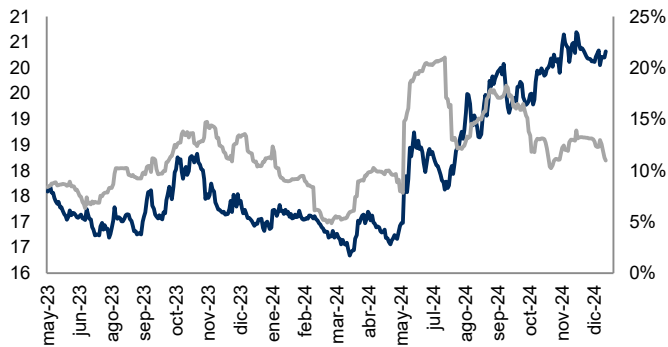


Monitor de Mercados Financieros

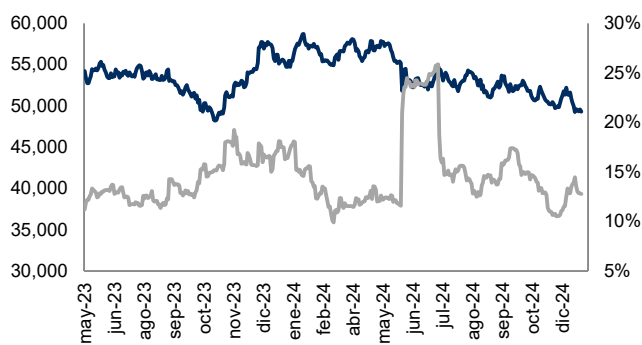
ABs y Volatilidad Cierre: 10.2% Volat: 1.2%



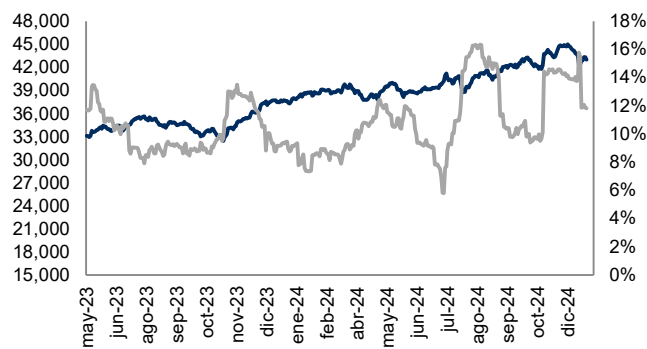
Tipo Cambio y Volatilidad Cierre: 20.3180 Volat: 11.0%



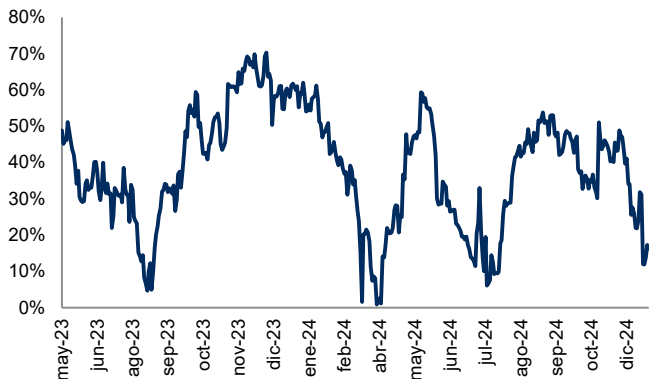
IPC y Volatilidad Cierre: 49,290.58 Volat: 12.8%



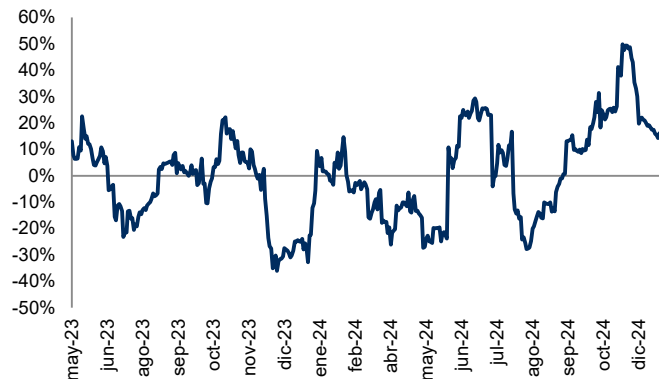
DJI y Volatilidad Cierre: 42,992.21 Volat: 11.8%



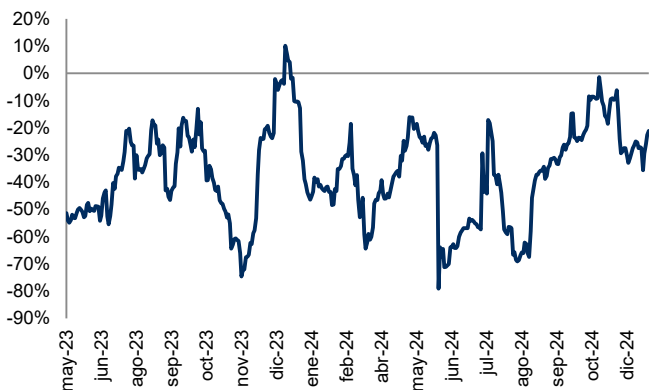
Correlación entre IPC y DJI Correl: 16.4%



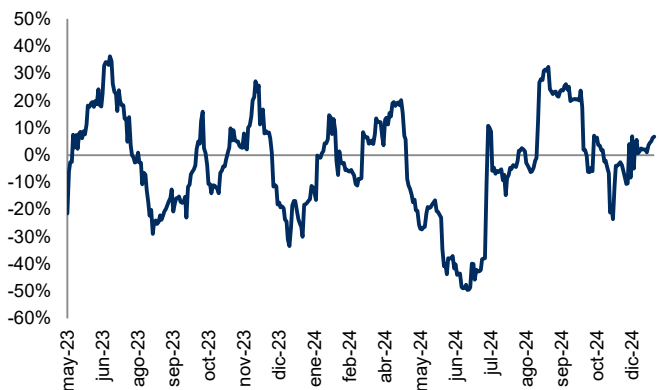
Correlación entre Tipo Cambio y ABs Correl: 15.7%



Correlación entre IPC y Tipo Cambio Correl: -21.1%

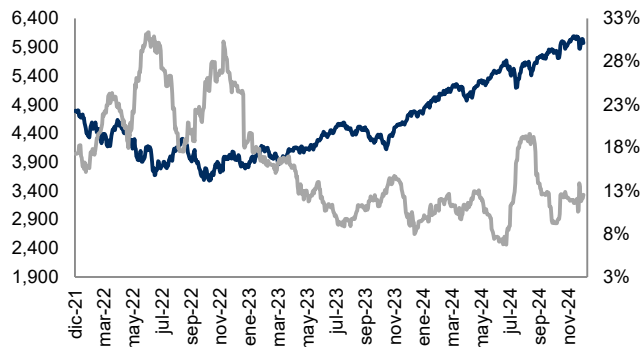


Correlación entre IPC y Abs Correl: 6.7%

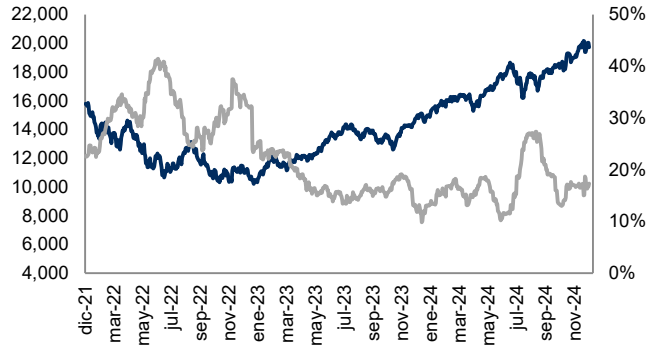


Monitor de Mercados

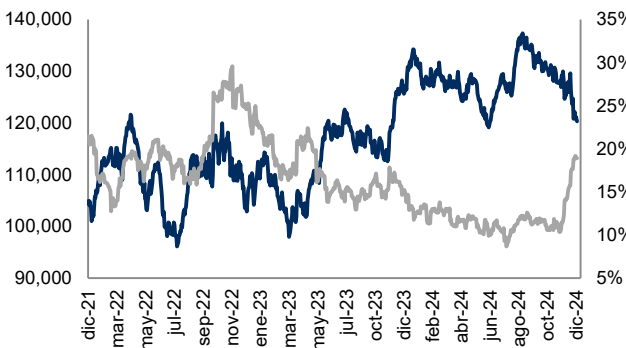
S&P 500 (EUA) Cierre: 5,970.84 Volat: 12.5%



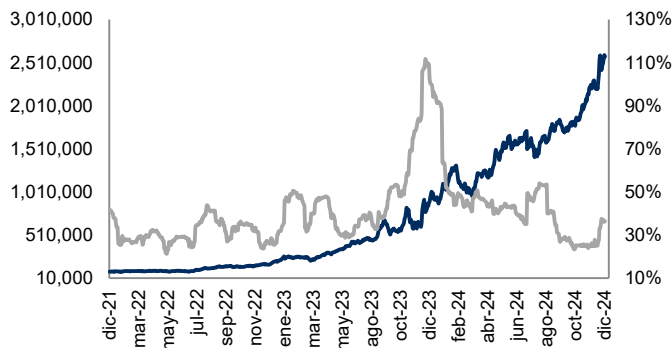
NASDAQ (EUA) Cierre: 19,722.03 Volat: 17.3%



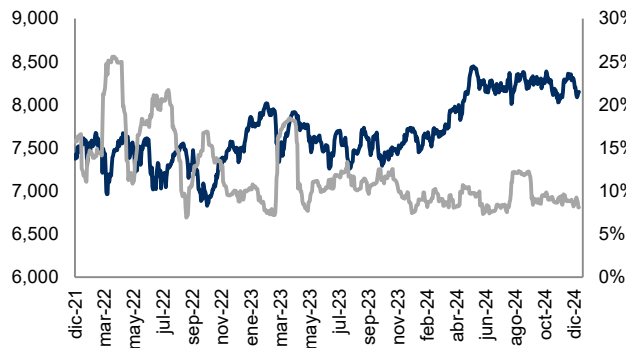
BOVESPA (Sao Paulo) Cierre: 120,269.31 Volat: 18.9%



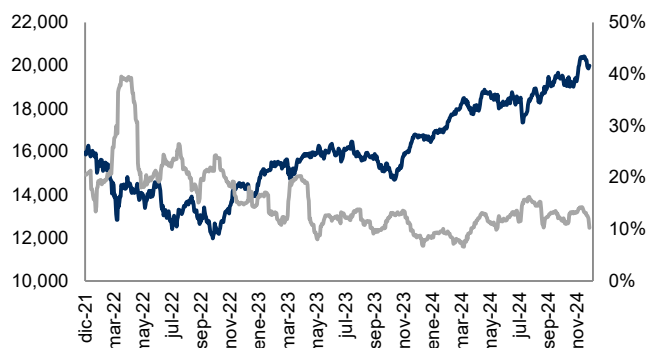
MERVAL (Buenos Aires) Cierre: 2,577,545.67 Volat: 36.4%



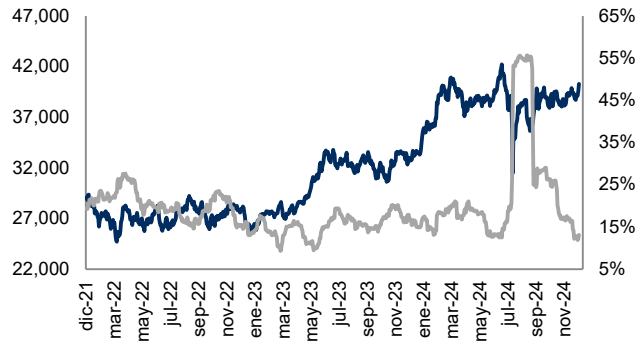
FTSE-100 (Londres) Cierre: 8,149.78 Volat: 8.1%



DAX (Frankfurt) Cierre: 19,984.32 Volat: 10.3%



NIKKEI-225 (Tokio) Cierre: 40,281.16 Volat: 13.1%



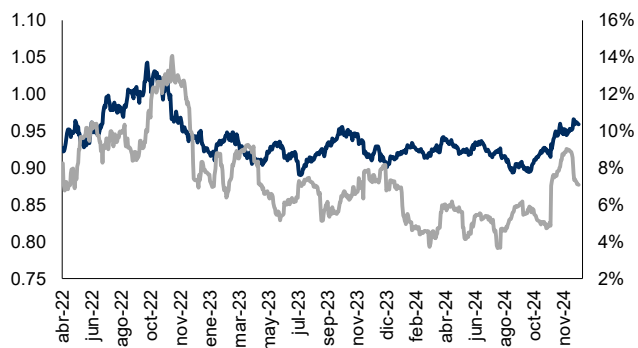
Índice	Rend. 7d	Rend. 30d	Rend. Año
S&P 500	0.67%	-0.47%	25.18%
NASDAQ	0.76%	3.47%	31.38%
BOVESPA	-3.27%	-9.73%	-29.82%
MERVAL	3.80%	14.50%	117.93%
FTSE100	0.89%	-2.28%	4.16%
DAX	0.48%	2.41%	12.70%
NIKK225	3.15%	1.13%	7.54%
IPC	-1.88%	0.30%	-28.32%
DJI	0.35%	-3.87%	14.07%
CAC40	1.09%	1.64%	-7.88%
HANGSENG	2.05%	2.75%	18.55%
TSE300	0.53%	-5.27%	8.82%
IBEX	0.54%	-1.71%	7.84%

Cifras al 27 de diciembre de 2024. Índices en USD.

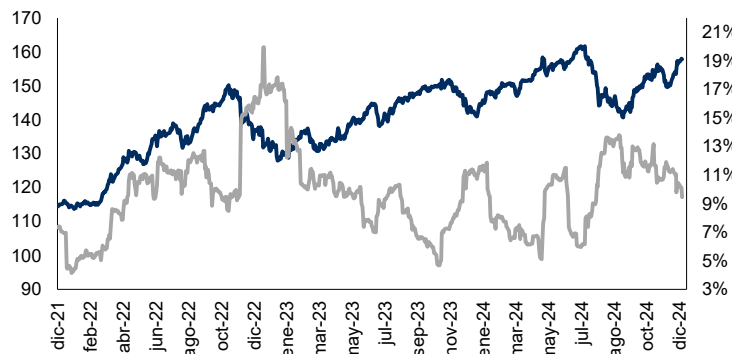


Monitor de Divisas

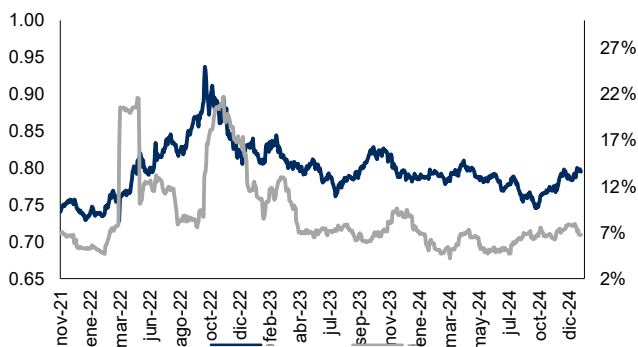
Euro (€) Cierre: 0.96 Volat: 7.1%



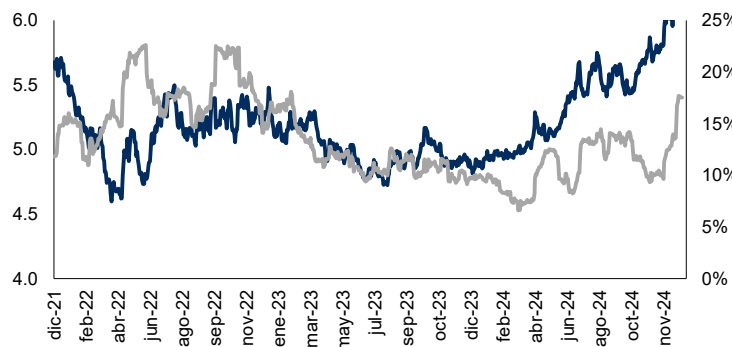
Yen Japonés (¥) Cierre: 157.82 Volat: 9.4%



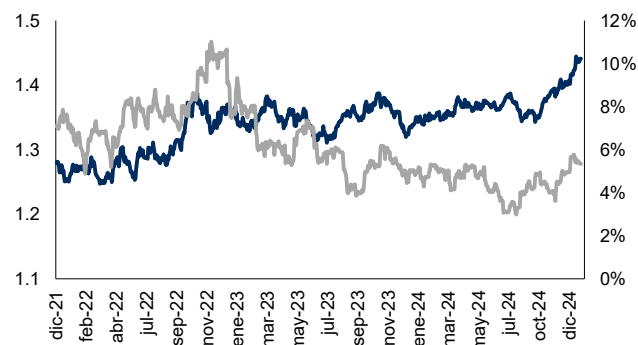
Libra Esterlina (£) Cierre: 0.79 Volat: 6.8%



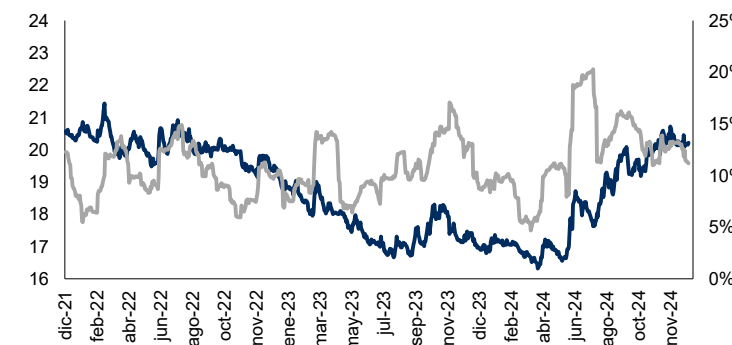
Real Brasileño Cierre: 6.20 Volat: 17.5%



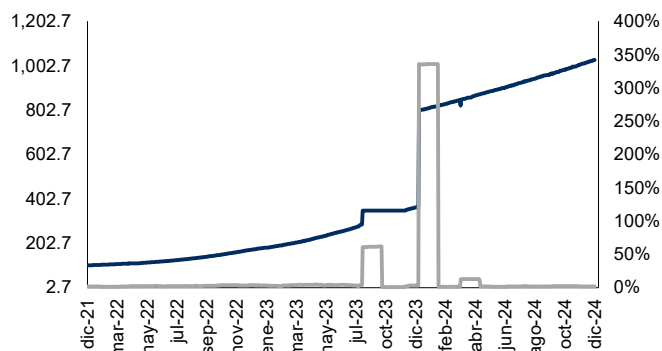
Dólar Canadiense Cierre: 1.44 Volat: 5.3%



Peso Mexicano Cierre: 20.22 Volat: 11.2%



Peso Argentino Cierre: 1,028.50 Volat: 1.7%



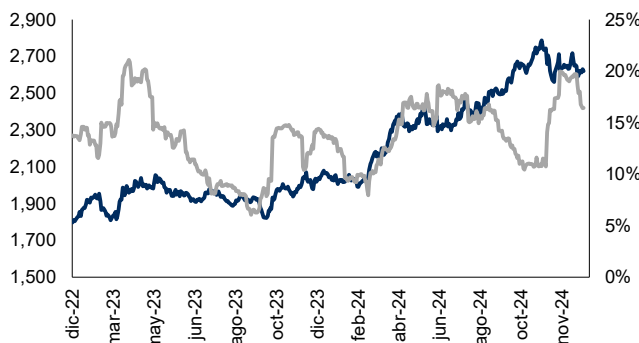
Moneda	Ultimo	7d	30d	Acumulado
Euro	0.96	-0.02%	-1.30%	-5.53%
Yen	157.82	-0.89%	-4.26%	-10.66%
Libra	0.79	0.08%	-0.78%	-1.16%
Real	6.20	-1.79%	-4.18%	-21.69%
Dólar Can	1.44	-0.27%	-2.63%	-8.02%
Peso Mex	20.22	-0.58%	2.05%	-16.39%
Peso Arg	1,028.50	-0.63%	-2.04%	-21.40%

Cifras al 27 de diciembre de 2024. Cotizaciones con respecto al USD.



Monitor de Metales y Otros Commodities

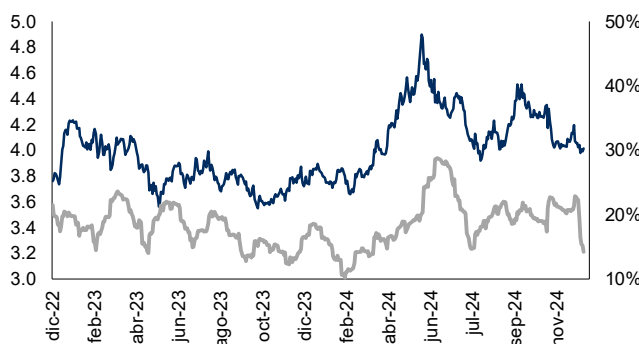
Oro (USD / T. Oz.) Cierre: 2,620.000 Volat.: 16.4%



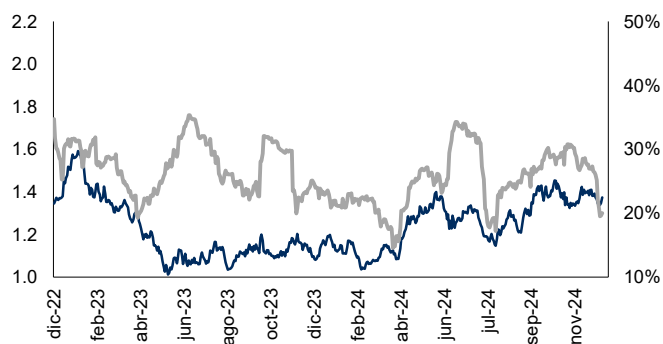
Plata (USD / T. Oz.) Cierre: 29.369 Volat.: 24.1%



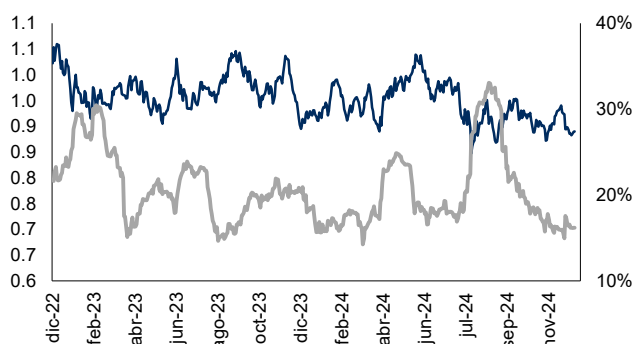
Cobre (USD / libra) Cierre: 4.012 Volat.: 14.2%



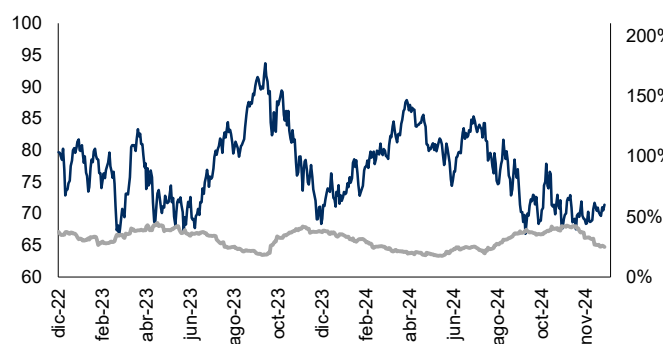
Zinc (USD / libra) Cierre: 1.374 Volat.: 20.0%



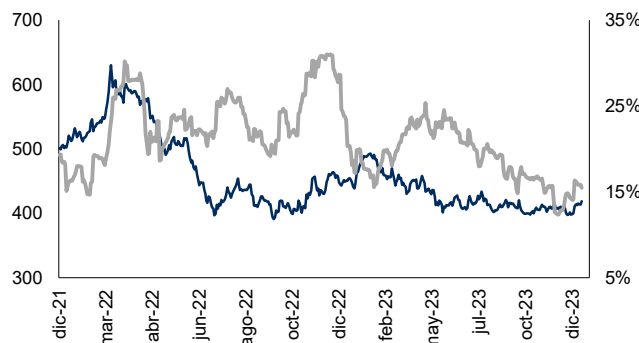
Plomo (USD / libra) Cierre: 0.890 Volat.: 16.2%



WTI (USD / barril) Cierre: 71.380 Volat.: 24.7%



Acero (Indice) Cierre: 444.255 Volat.: 10.8%



Metal	Ultimo	7d	30d	Acumulado
Oro	2620.00	-0.03%	-0.61%	27.02%
Plata	29.37	-0.49%	-2.32%	23.61%
Cobre	4.01	0.86%	-0.43%	3.70%
Plomo	0.89	0.83%	-1.47%	-4.39%
Zinc	1.37	2.98%	-1.69%	15.36%
WTI	71.38	2.25%	3.3%	-1.33%
Acero	444.25	0.61%	-1.38%	5.11%

Cifras al 27 de diciembre del 2024.