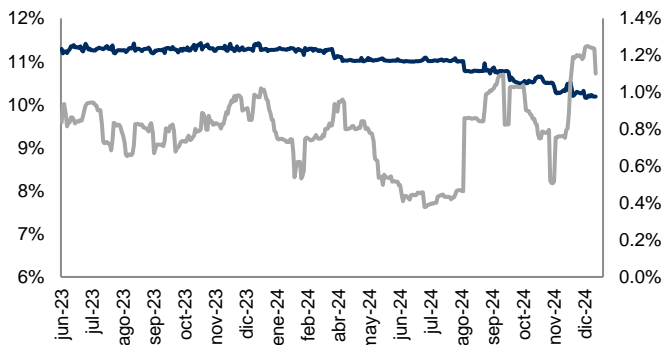
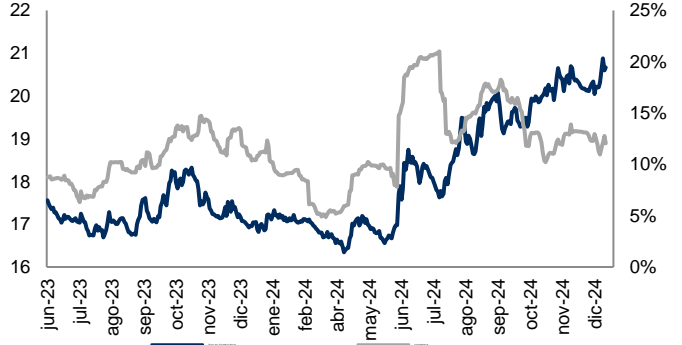


Monitor de Mercados Financieros

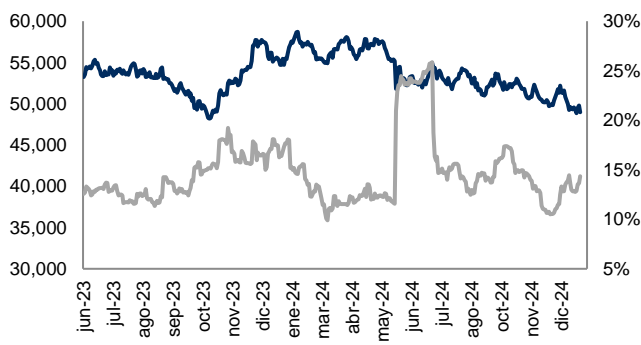
ABs y Volatilidad Cierre: 10.2% Volat: 1.1%



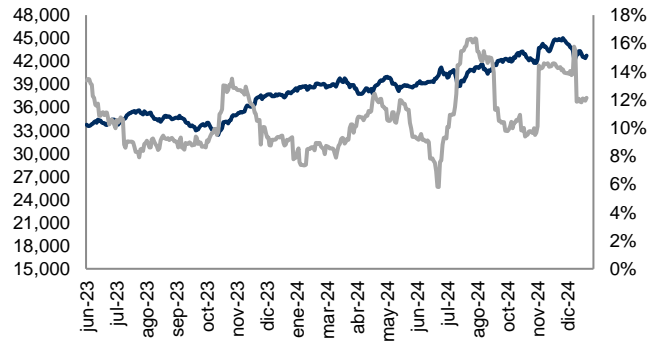
Tipo Cambio y Volatilidad Cierre: 20.6660 Volat: 12.1%



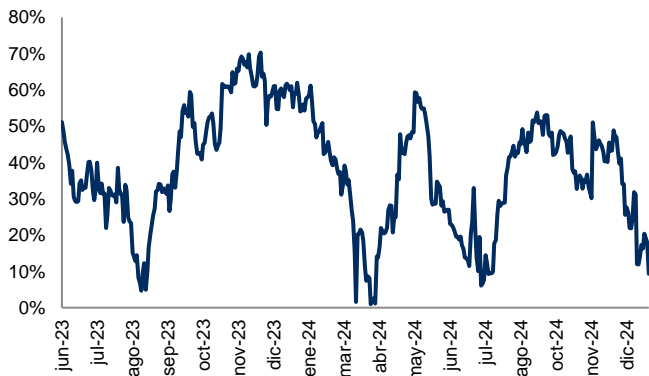
IPC y Volatilidad Cierre: 48,957.24 Volat: 14.3%



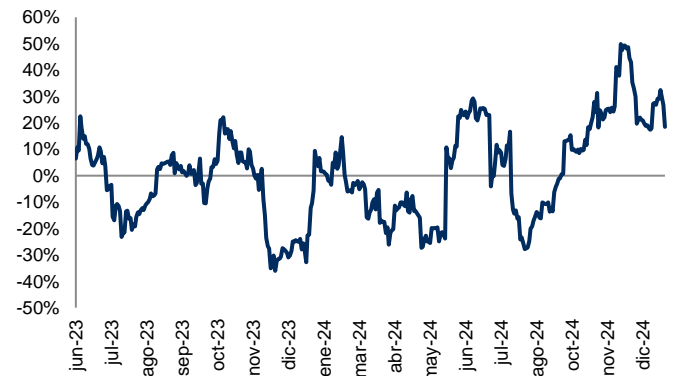
DJI y Volatilidad Cierre: 42,732.13 Volat: 12.1%



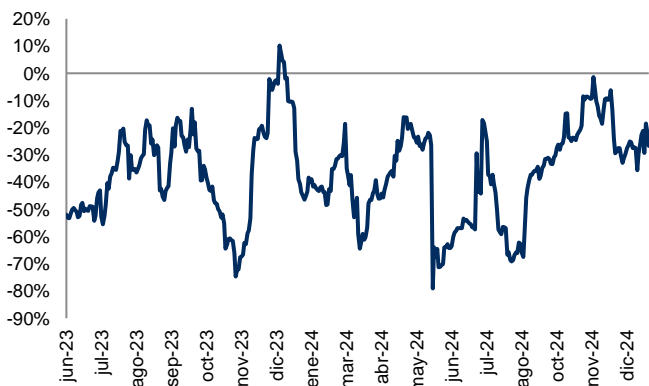
Correlación entre IPC y DJI Correl: 9.4%



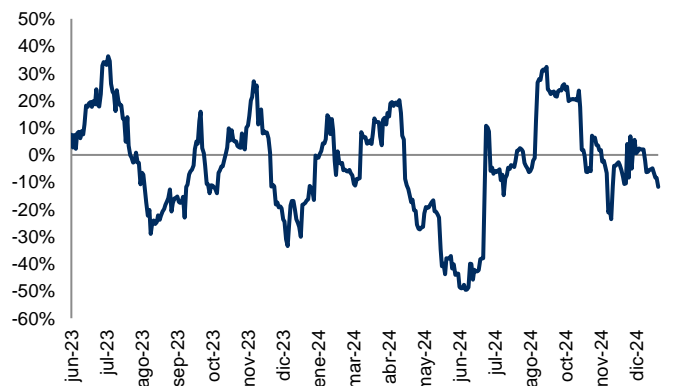
Correlación entre Tipo Cambio y ABs Correl: 18.4%



Correlación entre IPC y Tipo Cambio Correl: -26.7%

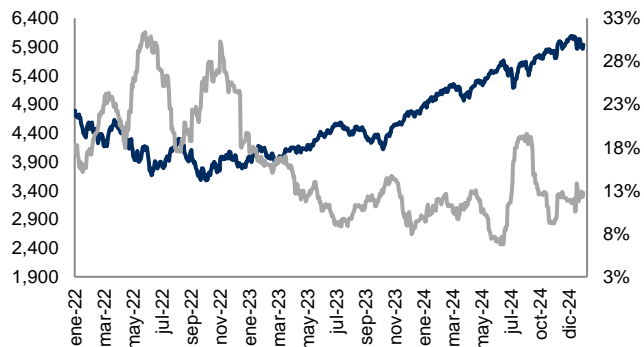


Correlación entre IPC y Abs Correl: -11.7%

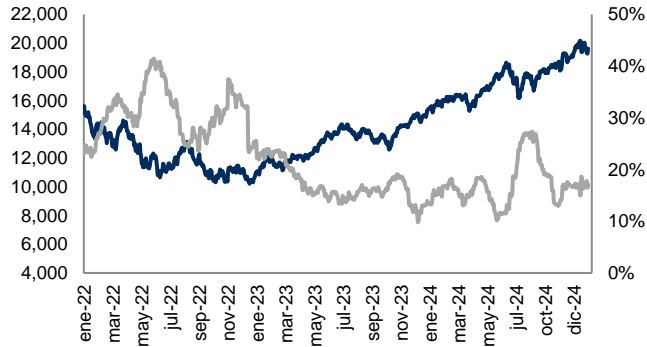


Monitor de Mercados

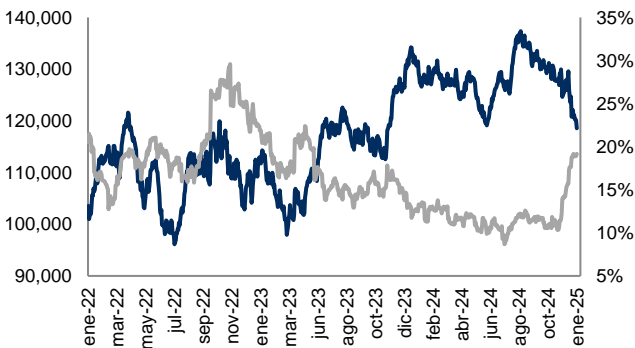
S&P 500 (EUA) Cierre: 5,942.47 Volat: 12.7%



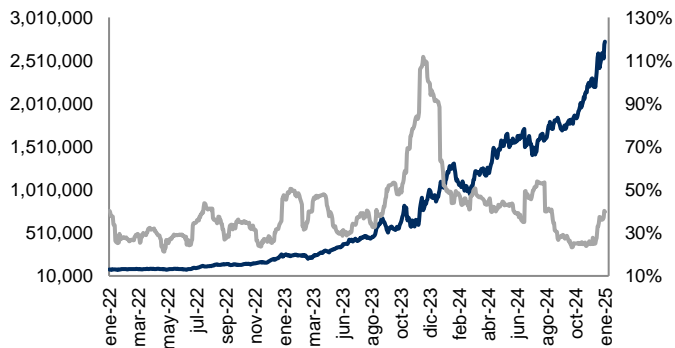
NASDAQ (EUA) Cierre: 19,621.68 Volat: 17.1%



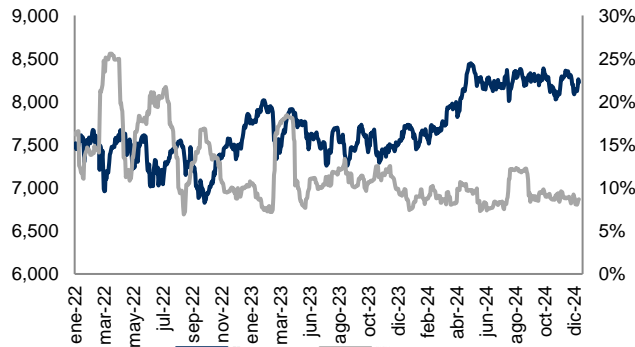
BOVESPA (Sao Paulo) Cierre: 118,532.68 Volat: 19.2%



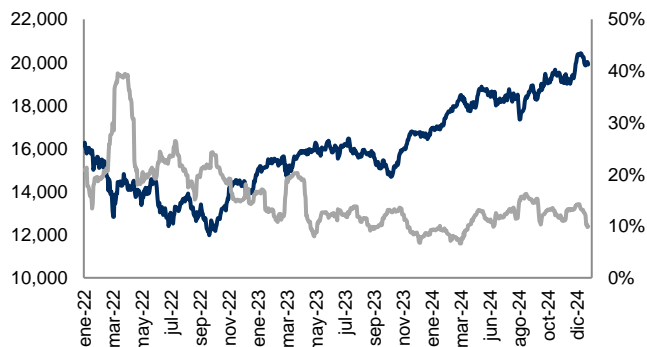
MERVAL (Buenos Aires) Cierre: 2,728,911.12 Volat: 39.8%



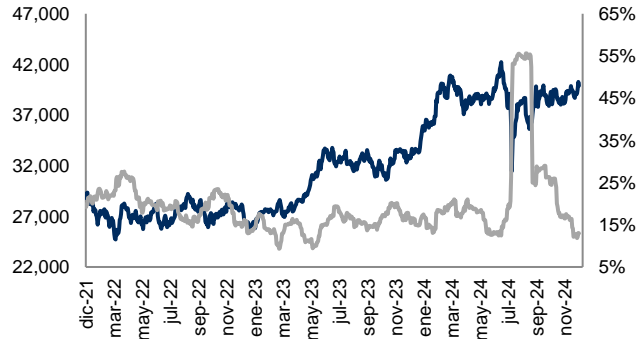
FTSE-100 (Londres) Cierre: 8,223.98 Volat: 8.7%



DAX (Frankfurt) Cierre: 19,906.08 Volat: 9.9%



NIKKEI-225 (Tokio) Cierre: 39,894.54 Volat: 13.0%



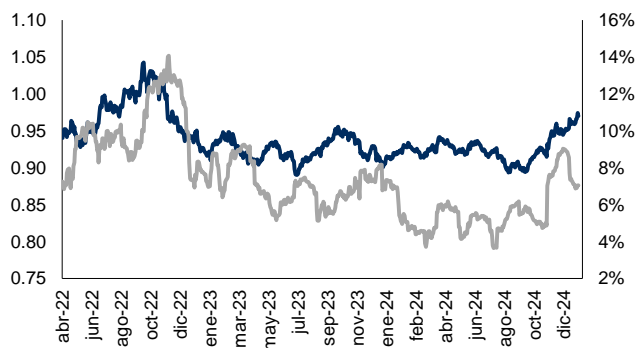
Índice	Rend. 7d	Rend. 30d	Rend. Año
S&P 500	-0.48%	-2.37%	1.03%
NASDAQ	-0.51%	-0.57%	1.61%
BOVESPA	-1.18%	-8.10%	-1.39%
MERVAL	5.51%	20.74%	7.50%
FTSE100	-0.37%	-3.53%	-0.20%
DAX	-1.53%	-3.50%	-0.41%
NIKK225	-0.61%	-2.73%	-0.03%
IPC	-2.15%	-6.06%	-0.18%
DJI	-0.60%	-5.07%	0.44%
CAC40	-2.12%	-2.20%	-1.73%
HANGSENG	-1.85%	0.17%	-1.62%
TSE300	0.84%	-4.75%	0.93%
IBEX	-0.11%	-4.22%	0.09%

Cifras al 03 de enero de 2025. Índices en USD.

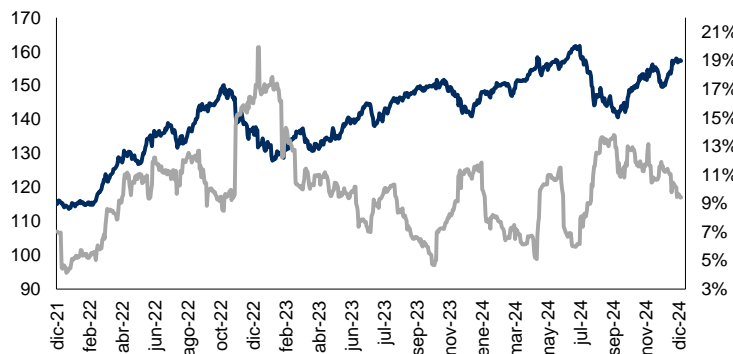


Monitor de Divisas

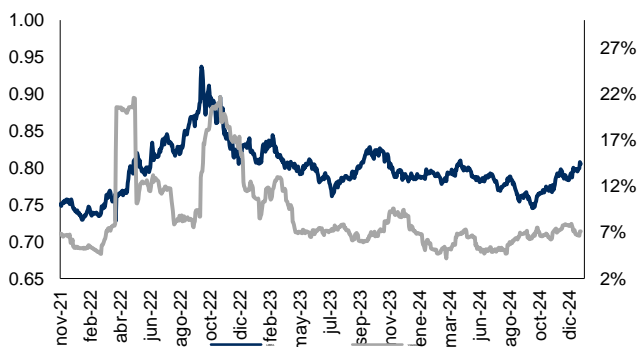
Euro (€) Cierre: 0.97 Volat: 7.0%



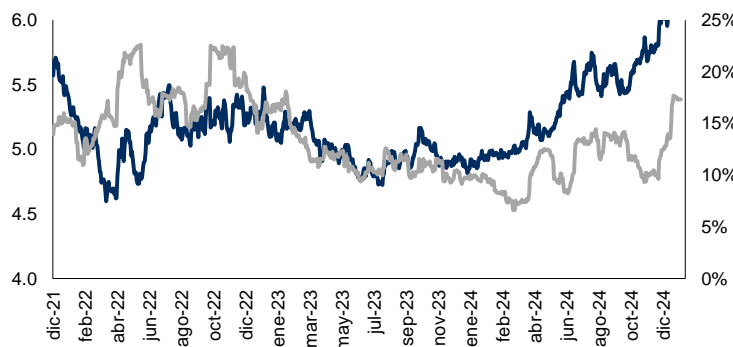
Yen Japonés (¥) Cierre: 157.27 Volat: 9.4%



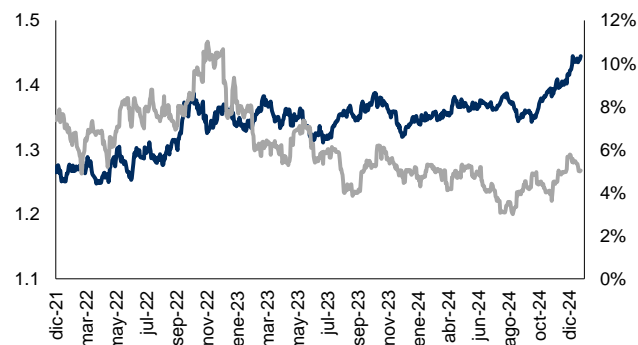
Libra Esterlina (£) Cierre: 0.81 Volat: 7.1%



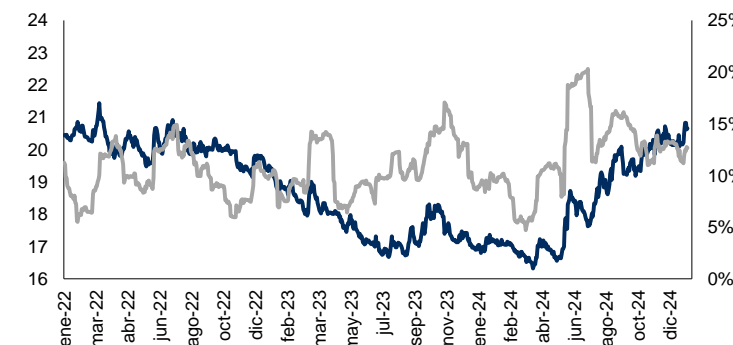
Real Brasileño Cierre: 6.18 Volat: 17.3%



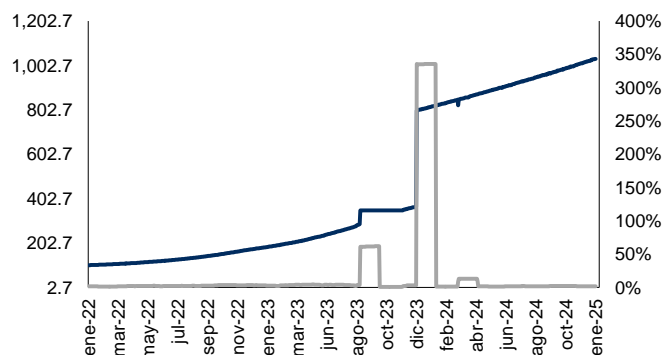
Dólar Canadiense Cierre: 1.44 Volat: 5.0%



Peso Mexicano Cierre: 20.65 Volat: 12.7%



Peso Argentino Cierre: 1,032.00 Volat: 1.7%



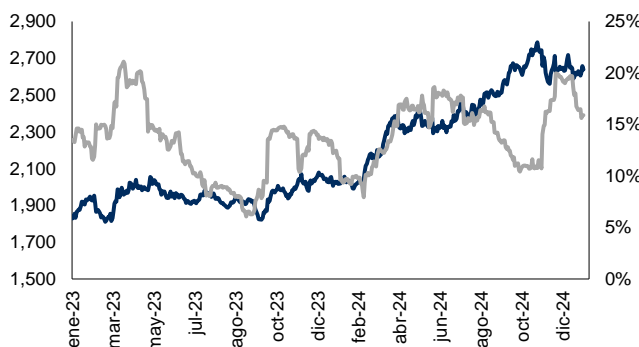
Moneda	Ultimo	7d	30d	Acumulado
Euro	0.97	-1.14%	-1.92%	-0.40%
Yen	157.27	0.35%	-4.24%	-0.03%
Libra	0.81	-1.26%	-2.22%	-0.81%
Real	6.18	0.27%	-2.25%	0.07%
Dólar Can	1.44	-0.28%	-2.59%	-0.46%
Peso Mex	20.65	-2.13%	-1.83%	0.87%
Peso Arg	1,032.00	-0.34%	-1.94%	-0.19%

Cifras al 03 de enero de 2025. Cotizaciones con respecto al USD.

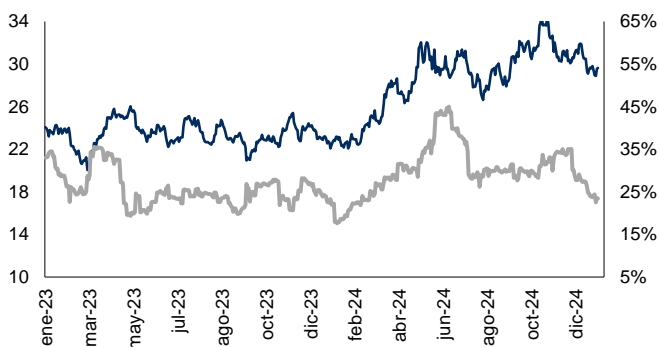


Monitor de Metales y Otros Commodities

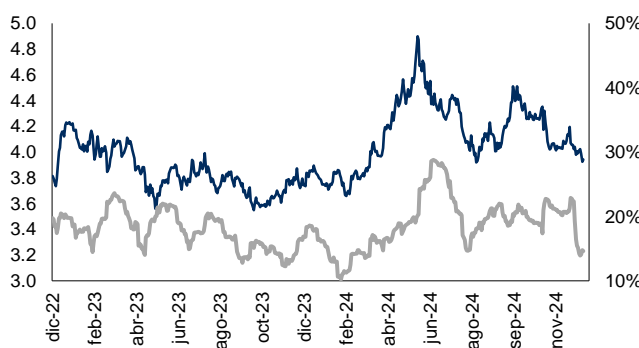
Oro (USD / T. Oz.) Cierre: 2,639.120 Volat.: 15.9%



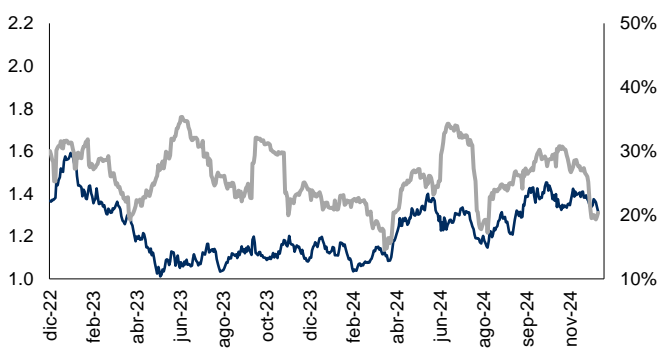
Plata (USD / T. Oz.) Cierre: 29.619 Volat.: 23.4%



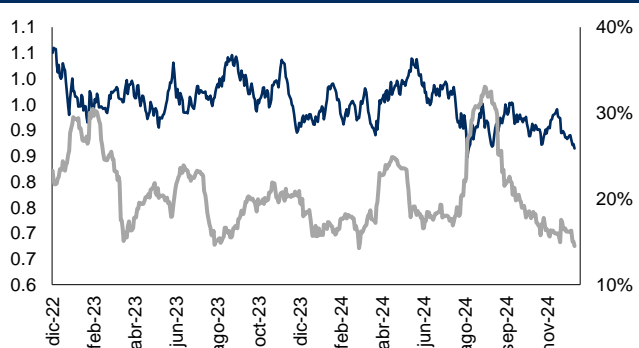
Cobre (USD / libra) Cierre: 3.942 Volat.: 14.6%



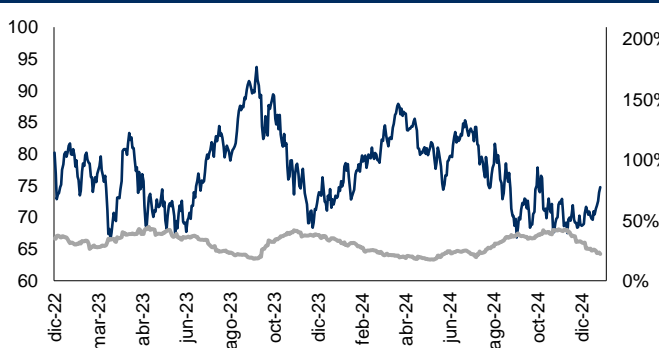
Zinc (USD / libra) Cierre: 1.316 Volat.: 20.3%



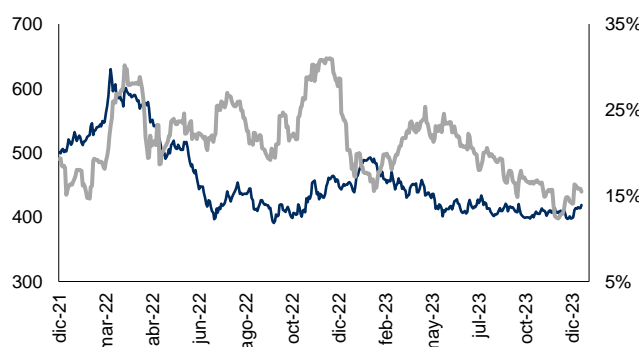
Plomo (USD / libra) Cierre: 0.864 Volat.: 14.5%



WTI (USD / barril) Cierre: 74.740 Volat.: 22.3%



Acero (Indice) Cierre: 434.646 Volat.: 9.2%



Metal	Ultimo	7d	30d	Acumulado
Oro	2639.12	0.73%	-0.39%	0.58%
Plata	29.62	0.85%	-5.36%	2.58%
Cobre	3.94	-1.74%	-3.54%	-1.17%
Plomo	0.86	-2.93%	-7.20%	-0.79%
Zinc	1.32	-4.25%	-6.03%	-3.23%
WTI	74.74	4.71%	8.5%	3.03%
Acero	434.65	-2.16%	-4.49%	-0.76%

Cifras al 03 de enero del 2025.



Valores Mexicanos Casa de Bolsa, S.A. de C.V.