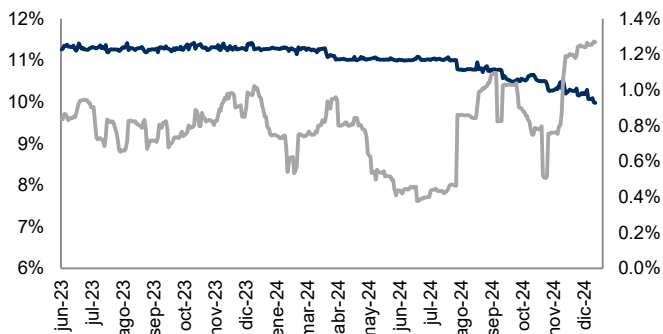
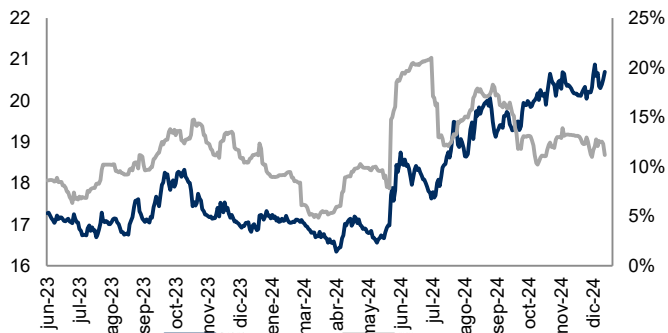


# Monitor de Mercados Financieros

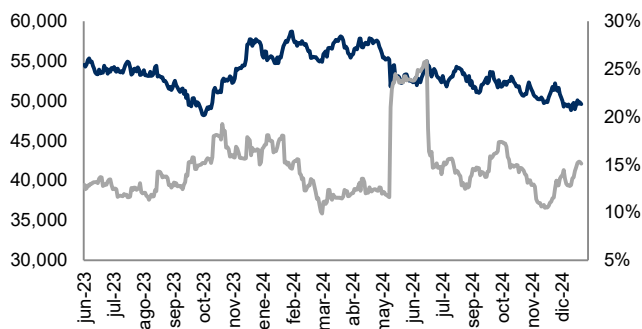
**ABs y Volatilidad** Cierre: 10.0% Volat: 1.3%



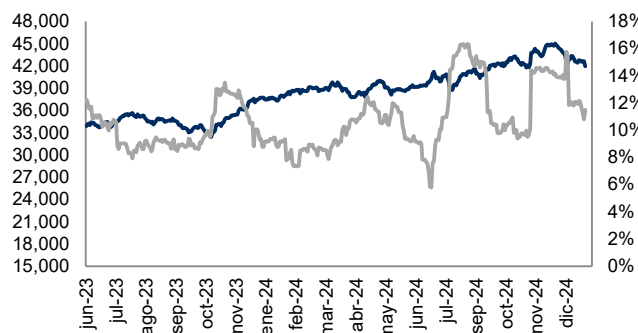
**Tipo Cambio y Volatilidad** Cierre: 20.6990 Volat: 11.2%



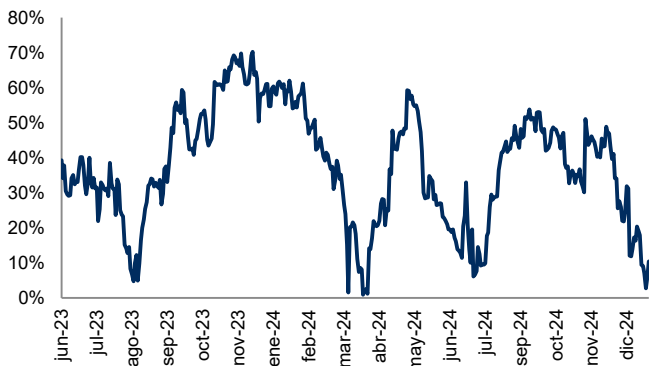
**IPC y Volatilidad** Cierre: 49,596.70 Volat: 15.1%



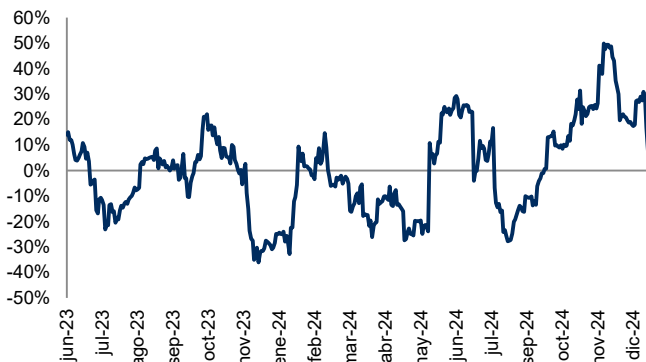
**DJI y Volatilidad** Cierre: 41,938.45 Volat: 11.5%



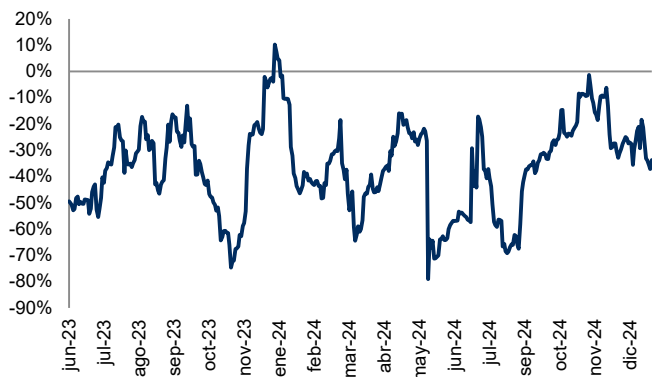
**Correlación entre IPC y DJI** Correl: 10.4%



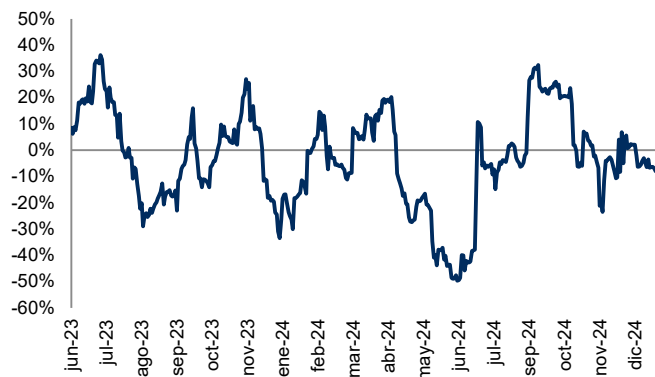
**Correlación entre Tipo Cambio y ABs** Correl: 3.6%



**Correlación entre IPC y Tipo Cambio** Correl: -33.7%

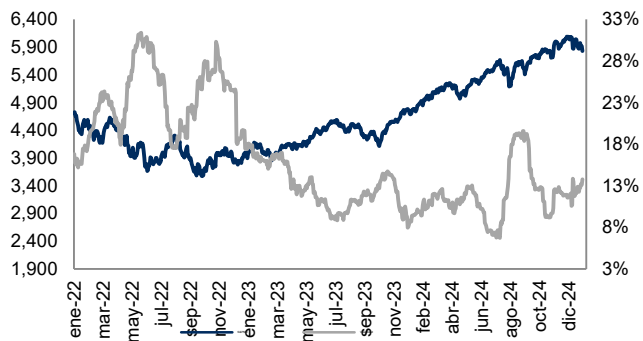


**Correlación entre IPC y Abs** Correl: -7.1%

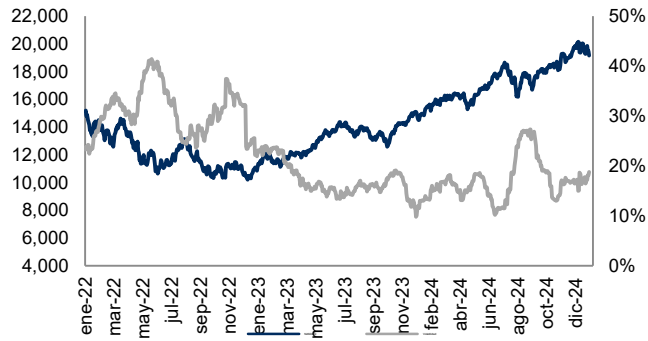


# Monitor de Mercados

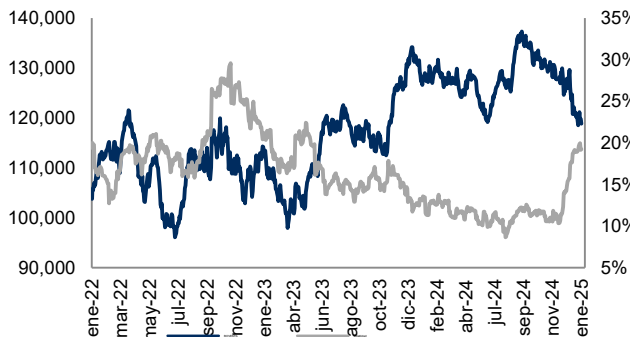
**S&P 500 (EUA)** Cierre: 5,827.04 Volat: 13.8%



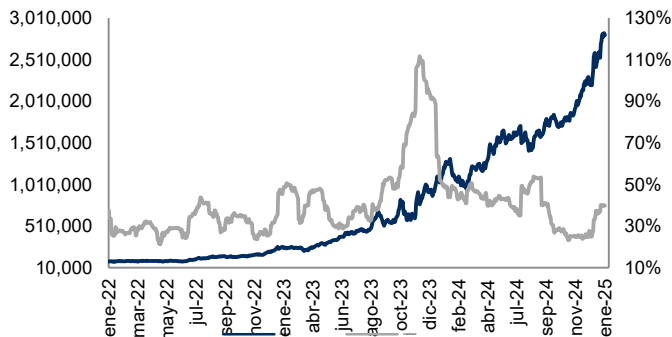
**NASDAQ (EUA)** Cierre: 19,161.63 Volat: 18.8%



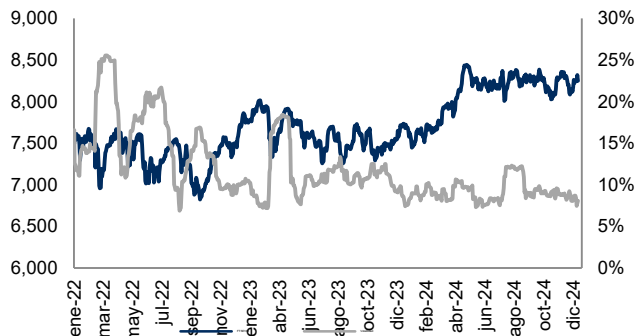
**BOVESPA (Sao Paulo)** Cierre: 118,856.48 Volat: 19.2%



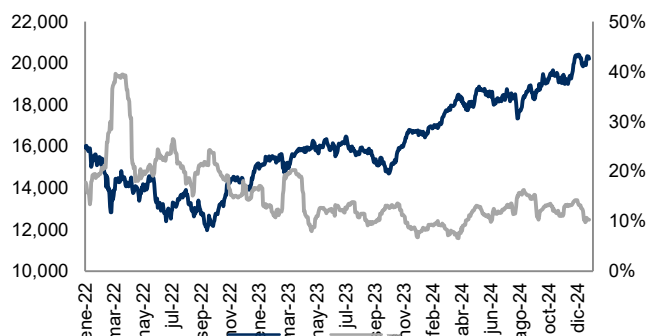
**MERVAL (Buenos Aires)** Cierre: 2,805,139.64 Volat: 39.9%



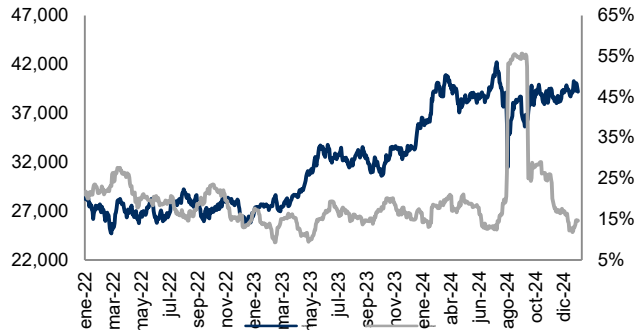
**FTSE-100 (Londres)** Cierre: 8,248.49 Volat: 8.1%



**DAX (Frankfurt)** Cierre: 20,214.79 Volat: 10.3%



**NIKKEI-225 (Tokio)** Cierre: 39,190.40 Volat: 14.6%



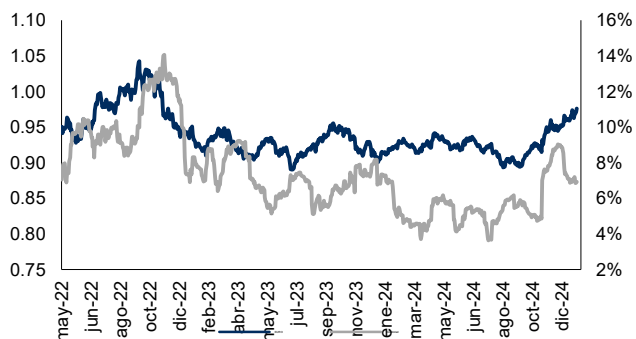
Índice	Rend. 7d	Rend. 30d	Rend. Año
S&P 500	-1.94%	-4.23%	-0.93%
NASDAQ	-2.34%	-4.36%	-0.77%
BOVESPA	1.50%	-10.55%	0.09%
MERVAL	2.35%	20.07%	10.02%
FTSE100	-1.45%	-4.89%	-1.64%
DAX	0.92%	-3.26%	0.51%
NIKK225	-2.03%	-3.77%	-2.05%
IPC	0.90%	-6.06%	0.71%
DJI	-1.86%	-5.01%	-1.42%
CAC40	1.41%	-2.28%	-0.34%
HANGSENG	-3.64%	-5.57%	-5.20%
TSE300	-1.05%	-5.24%	-0.13%
IBEX	-0.03%	-2.95%	0.06%

Cifras al 10 de enero de 2025. Índices en USD.

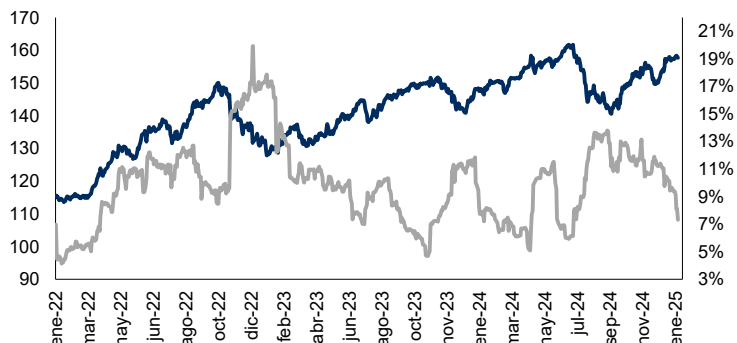


# Monitor de Divisas

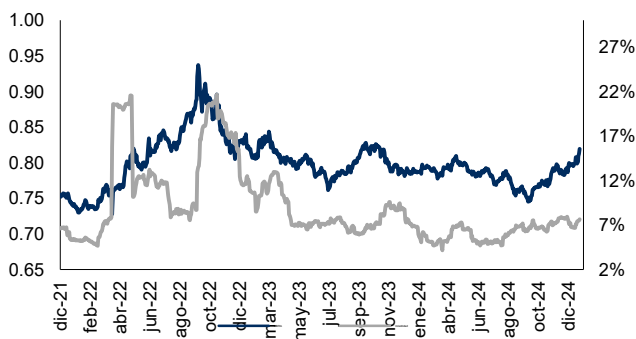
**Euro (€)** Cierre: 0.98 Volat: 6.9%



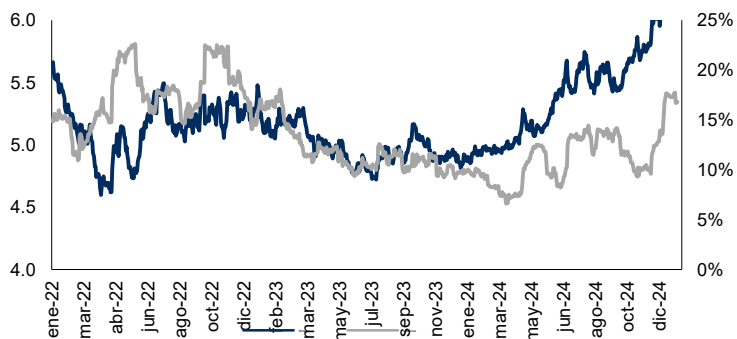
**Yen Japonés (¥)** Cierre: 157.69 Volat: 7.3%



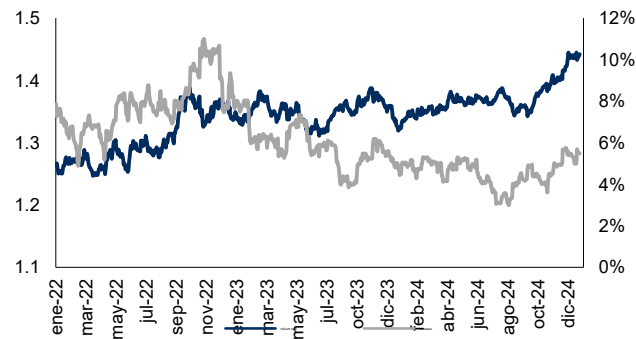
**Libra Esterlina (£)** Cierre: 0.82 Volat: 7.6%



**Real Brasileño** Cierre: 6.11 Volat: 16.8%



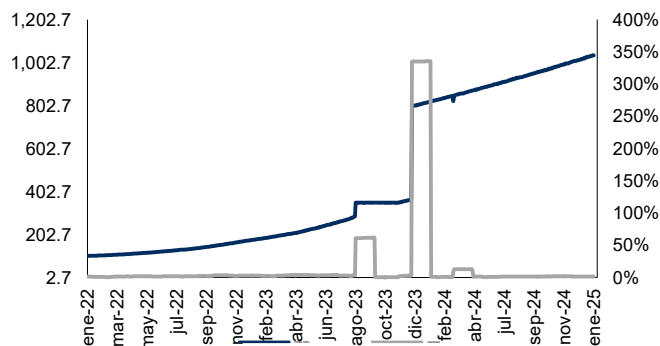
**Dólar Canadiense** Cierre: 1.44 Volat: 5.5%



**Peso Mexicano** Cierre: 20.72 Volat: 12.3%



**Peso Argentino** Cierre: 1,036.50 Volat: 1.7%



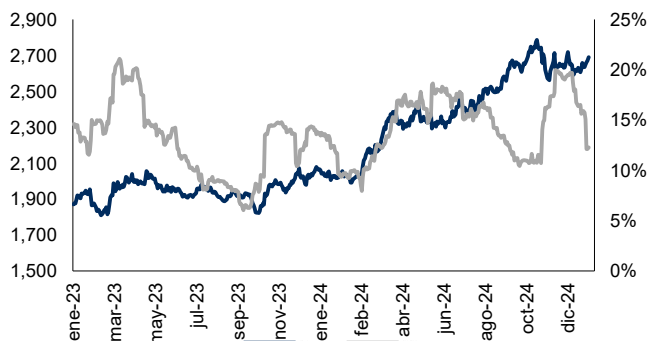
Moneda	Ultimo	7d	30d	Acumulado
Euro	0.98	-0.62%	-2.38%	-1.01%
Yen	157.69	-0.27%	-3.32%	-0.29%
Libra	0.82	-1.74%	-4.28%	-2.54%
Real	6.11	1.22%	-2.47%	1.29%
Dólar Can	1.44	0.17%	-1.84%	-0.29%
Peso Mex	20.72	-0.32%	-2.80%	0.54%
Peso Arg	1,036.50	-0.43%	-1.93%	-0.63%

Cifras al 10 de enero de 2025. Cotizaciones con respecto al USD.

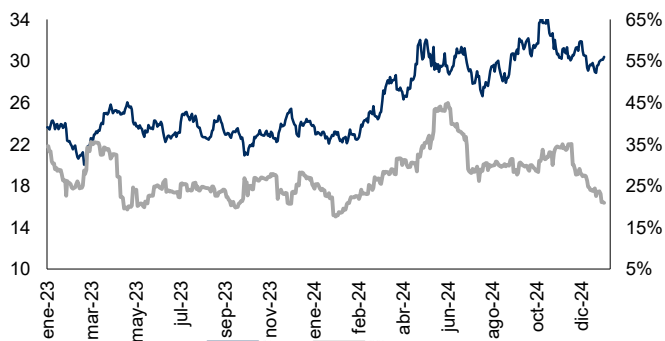


# Monitor de Metales y Otros Commodities

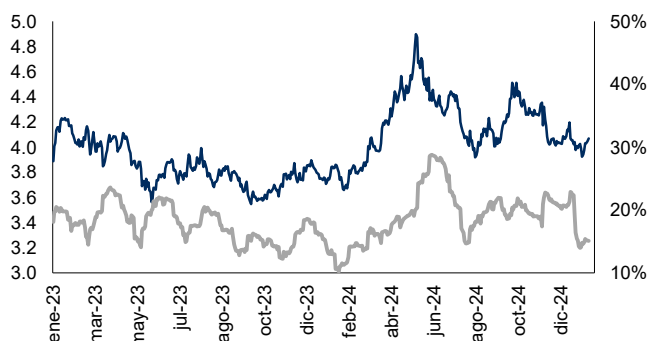
**Oro (USD / T. Oz.)** Cierre: 2,689.790 Volat.: 12.3%



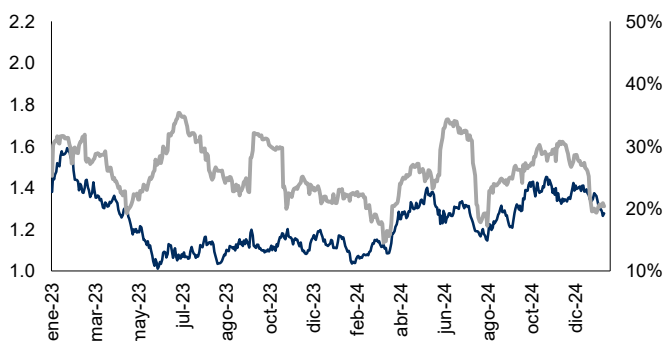
**Plata (USD / T. Oz.)** Cierre: 30.401 Volat.: 21.0%



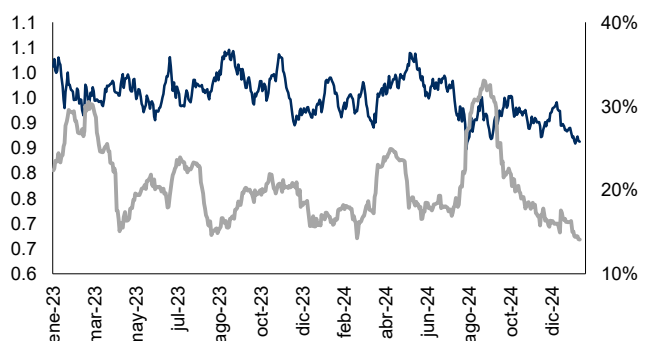
**Cobre (USD / libra)** Cierre: 4.069 Volat.: 15.1%



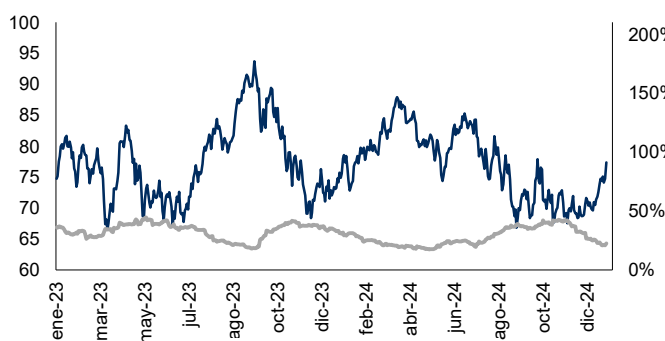
**Zinc (USD / libra)** Cierre: 1.276 Volat.: 20.3%



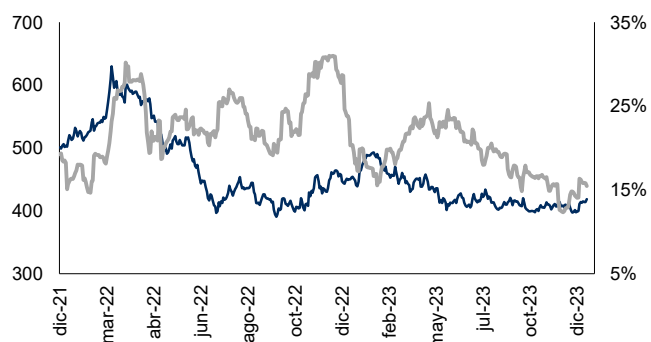
**Plomo (USD / libra)** Cierre: 0.863 Volat.: 14.1%



**WTI (USD / barril)** Cierre: 77.370 Volat.: 22.4%



**Acero (Indice)** Cierre: 447.086 Volat.: 9.6%



Metal	Ultimo	7d	30d	Acumulado
Oro	2689.79	1.92%	-1.05%	2.51%
Plata	30.40	2.64%	-4.62%	5.29%
Cobre	4.07	3.22%	-1.42%	2.01%
Plomo	0.86	-0.18%	-6.60%	-0.98%
Zinc	1.28	-3.01%	-9.52%	-6.14%
WTI	77.37	3.52%	9.5%	6.66%
Acero	447.09	2.86%	-1.56%	2.08%

Cifras al 10 de enero del 2025.