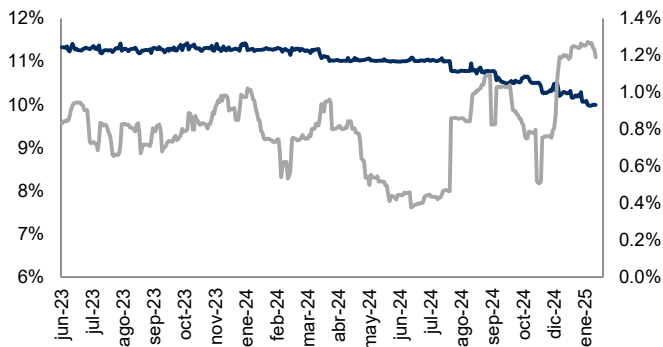
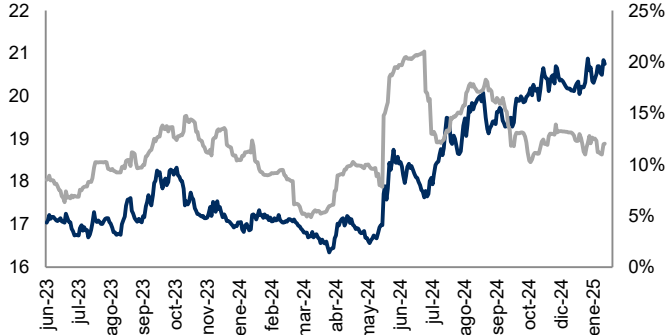


Monitor de Mercados Financieros

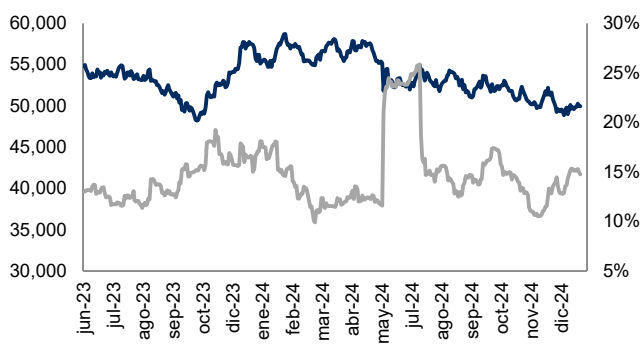
ABs y Volatilidad Cierre: 10.0% Volat: 1.2%



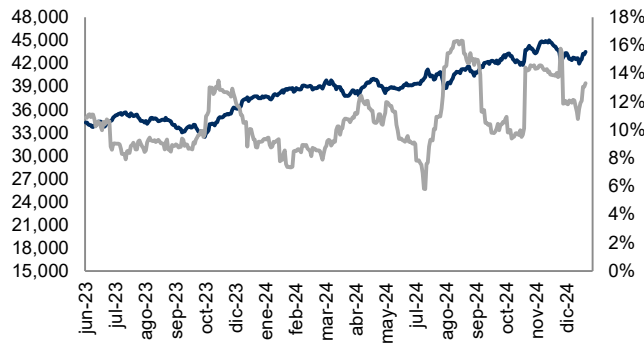
Tipo Cambio y Volatilidad Cierre: 20.7480 Volat: 12.0%



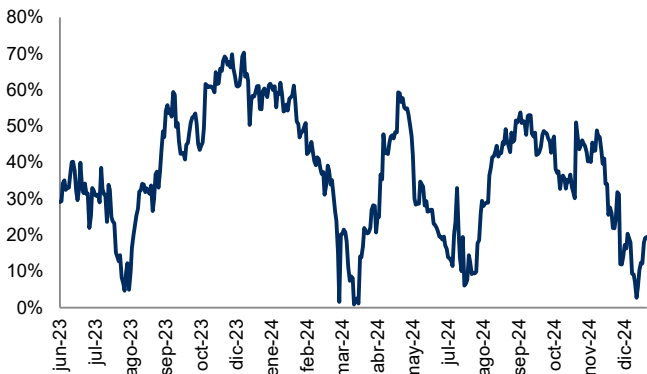
IPC y Volatilidad Cierre: 49,940.89 Volat: 14.7%



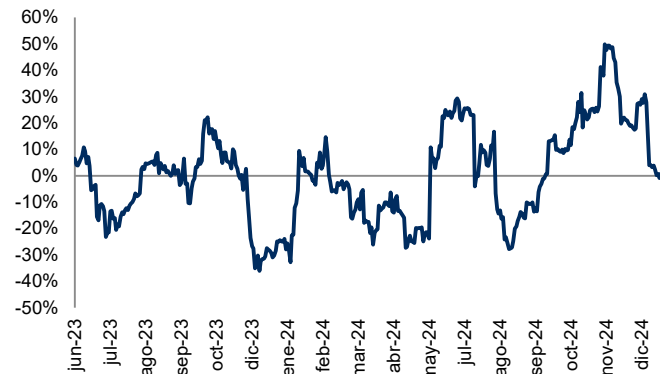
DJI y Volatilidad Cierre: 43,487.83 Volat: 13.3%



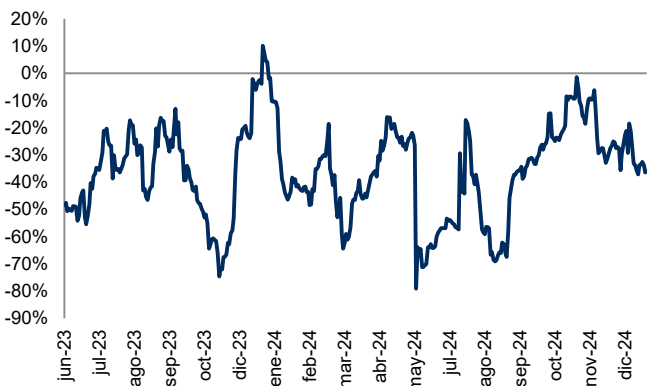
Correlación entre IPC y DJI Correl: 19.5%



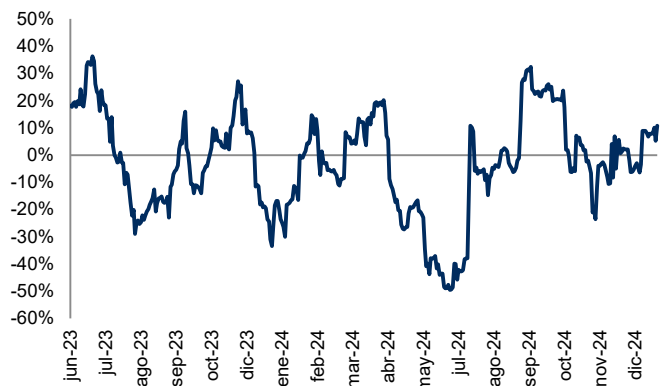
Correlación entre Tipo Cambio y ABs Correl: -1.4%



Correlación entre IPC y Tipo Cambio Correl: -35.8%

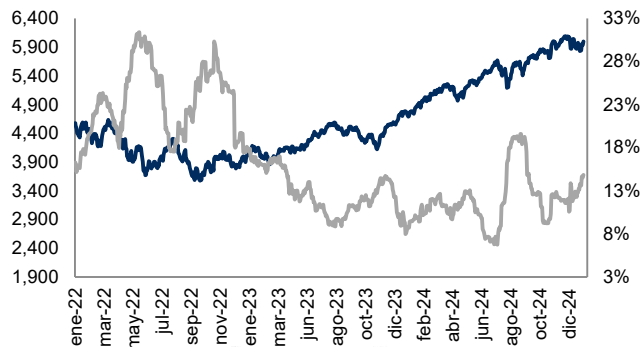


Correlación entre IPC y Abs Correl: 10.7%

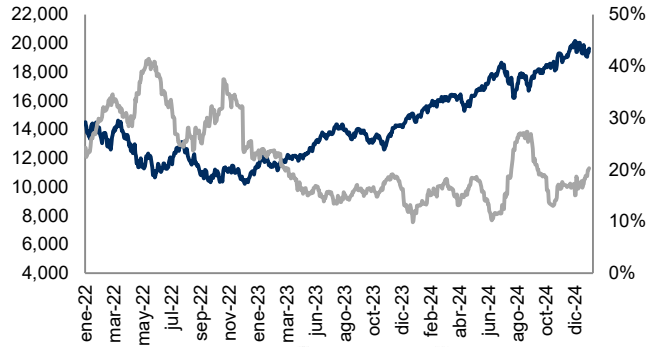


Monitor de Mercados

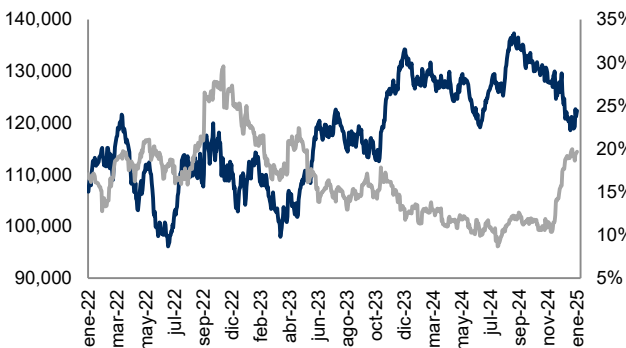
S&P 500 (EUA) Cierre: 5,996.66 Volat: 14.8%



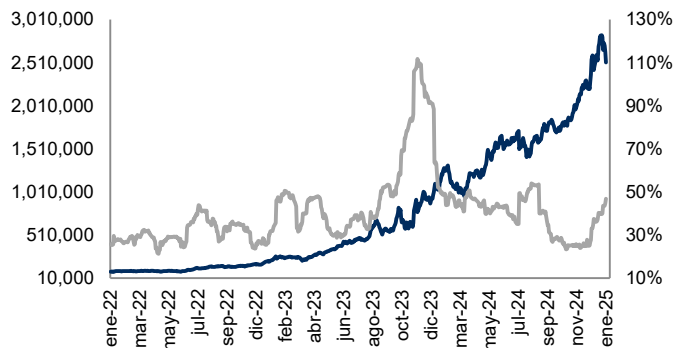
NASDAQ (EUA) Cierre: 19,630.20 Volat: 20.2%



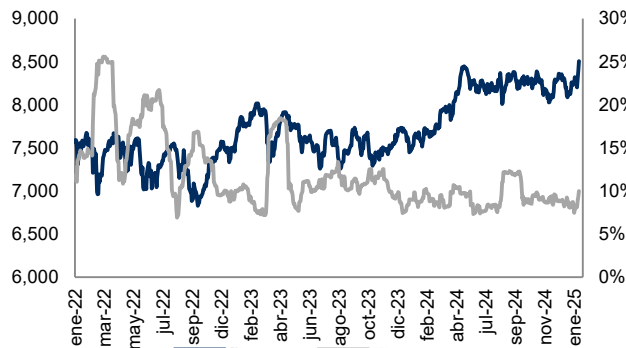
BOVESPA (Sao Paulo) Cierre: 122,350.38 Volat: 19.7%



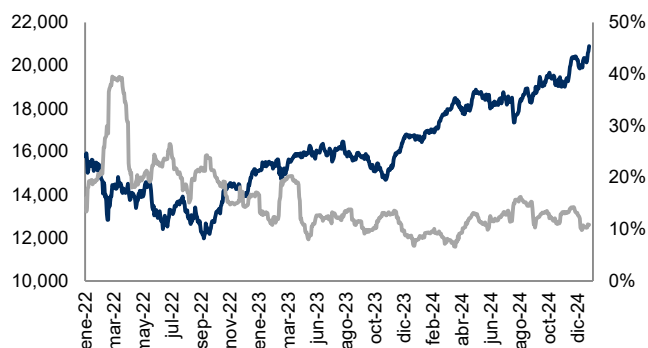
MERVAL (Buenos Aires) Cierre: 2,510,885.95 Volat: 46.7%



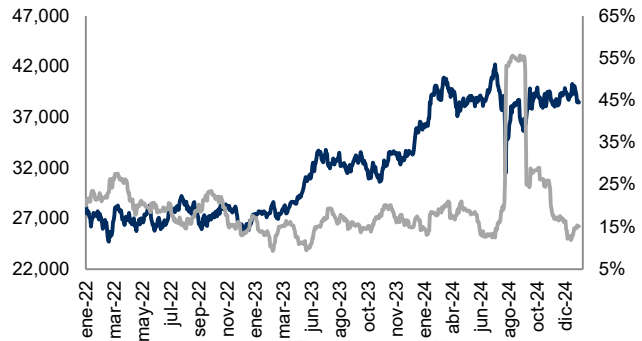
FTSE-100 (Londres) Cierre: 8,505.22 Volat: 10.0%



DAX (Frankfurt) Cierre: 20,903.39 Volat: 10.9%



NIKKEI-225 (Tokio) Cierre: 38,451.46 Volat: 15.1%



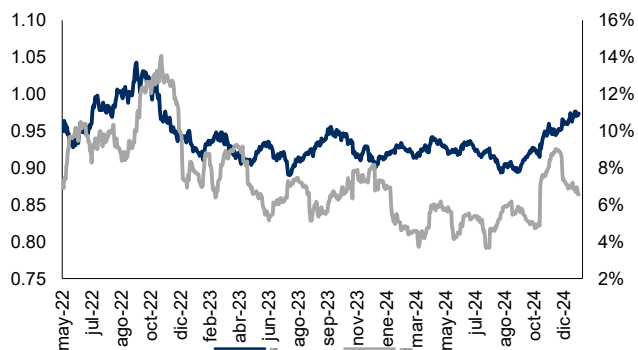
Índice	Rend. 7d	Rend. 30d	Rend. Año
S&P 500	2.91%	2.12%	1.96%
NASDAQ	2.45%	1.22%	1.65%
BOVESPA	3.53%	4.97%	3.62%
MERVAL	-10.92%	-2.27%	-1.99%
FTSE100	2.77%	0.35%	1.08%
DAX	3.68%	2.46%	4.20%
NIKK225	-1.01%	-2.56%	-3.04%
IPC	0.32%	-2.13%	1.03%
DJI	3.69%	2.74%	2.22%
CAC40	4.02%	3.59%	3.67%
HANGSENG	2.74%	-1.61%	-2.60%
TSE300	0.81%	1.85%	0.67%
IBEX	1.94%	1.77%	2.00%

Cifras al 17 de enero de 2025. Índices en USD.

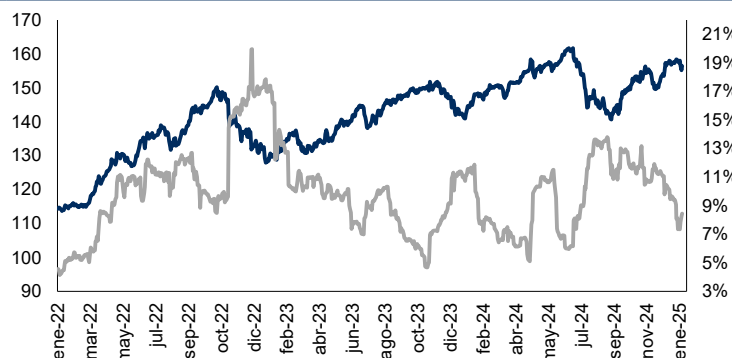


Monitor de Divisas

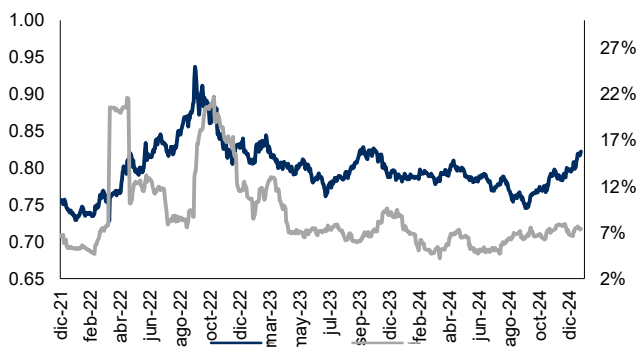
Euro (€) Cierre: 0.97 Volat: 6.6%



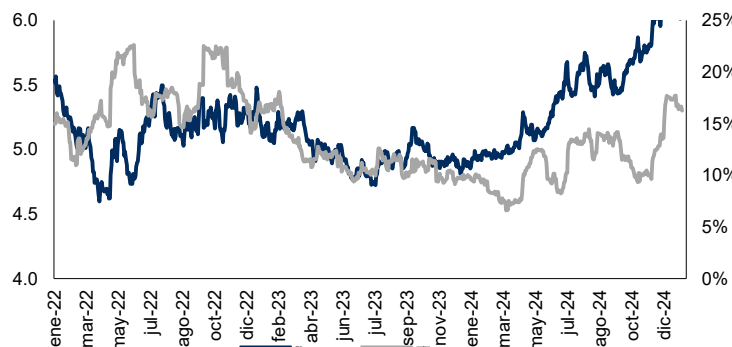
Yen Japonés (¥) Cierre: 156.30 Volat: 8.4%



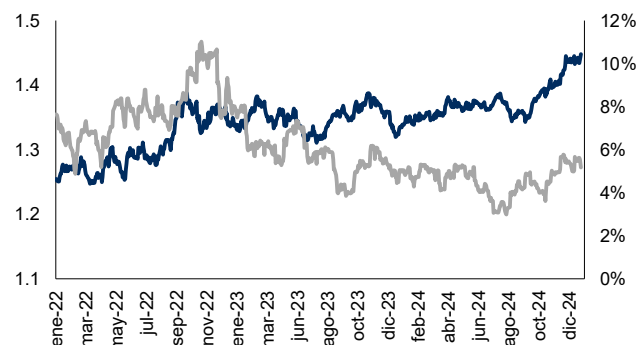
Libra Esterlina (£) Cierre: 0.82 Volat: 7.4%



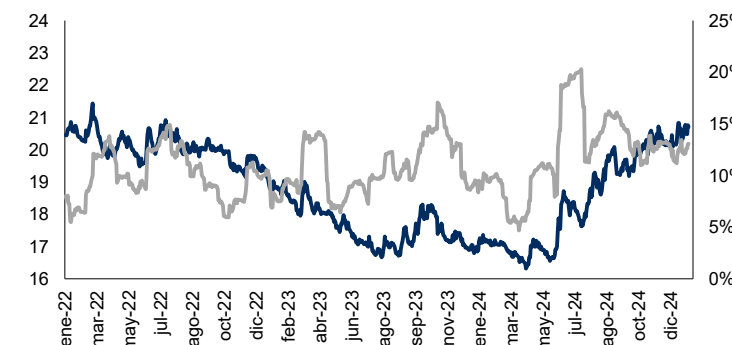
Real Brasileño Cierre: 6.07 Volat: 16.3%



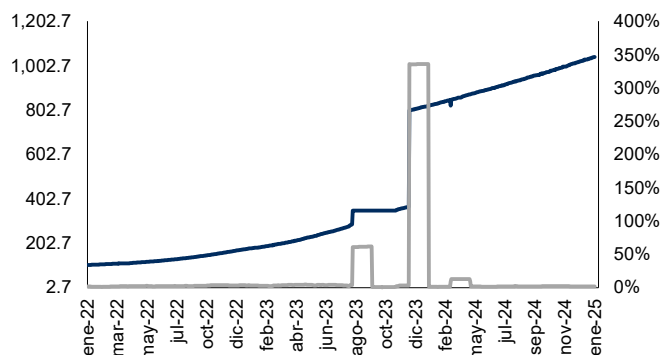
Dólar Canadiense Cierre: 1.45 Volat: 5.2%



Peso Mexicano Cierre: 20.72 Volat: 13.1%



Peso Argentino Cierre: 1,041.50 Volat: 1.8%



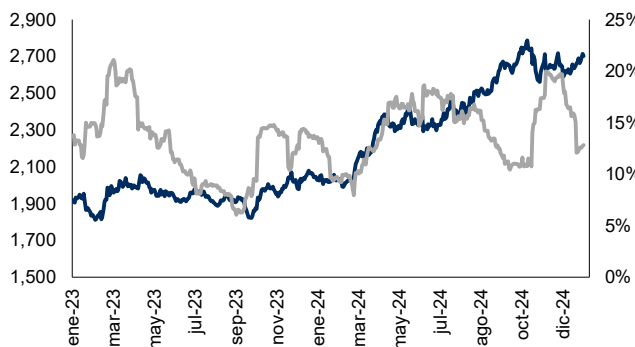
Moneda	Ultimo	7d	30d	Acumulado
Euro	0.97	0.26%	-0.78%	-0.75%
Yen	156.30	0.89%	-0.96%	0.60%
Libra	0.82	-0.34%	-3.26%	-2.87%
Real	6.07	0.57%	3.61%	1.87%
Dólar Can	1.45	-0.40%	-0.23%	-0.69%
Peso Mex	20.72	0.02%	-2.66%	0.56%
Peso Arg	1,041.50	-0.48%	-1.87%	-1.10%

Cifras al 17 de enero de 2025. Cotizaciones con respecto al USD.

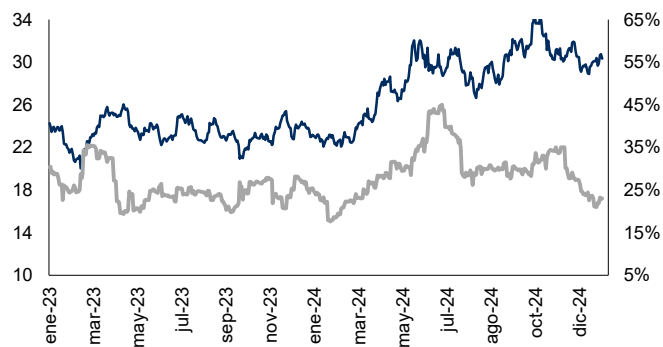


Monitor de Metales y Otros Commodities

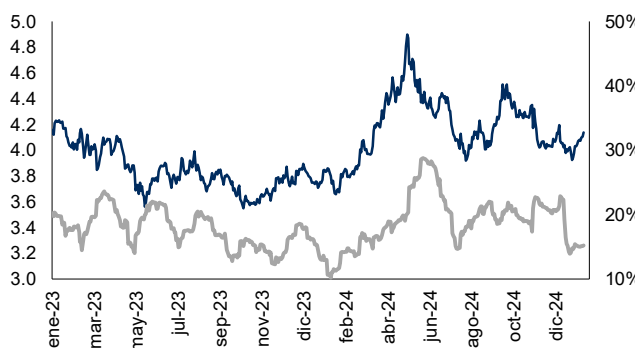
Oro (USD / T. Oz.) Cierre: 2,701.550 Volat.: 12.8%



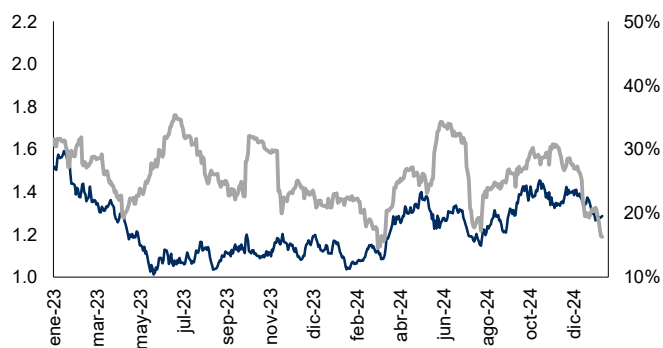
Plata (USD / T. Oz.) Cierre: 30.337 Volat.: 23.0%



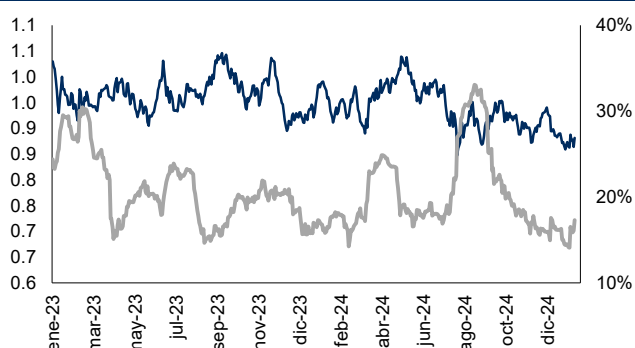
Cobre (USD / libra) Cierre: 4.138 Volat.: 15.2%



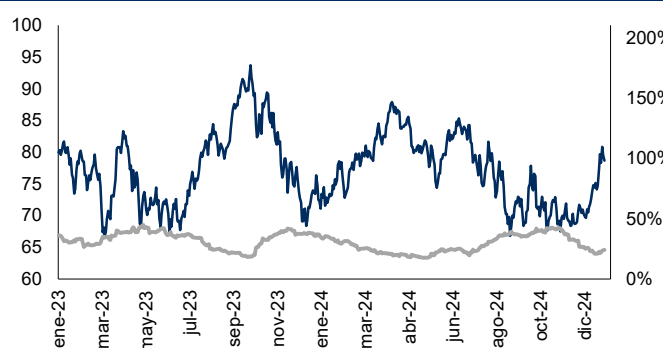
Zinc (USD / libra) Cierre: 1.287 Volat.: 16.3%



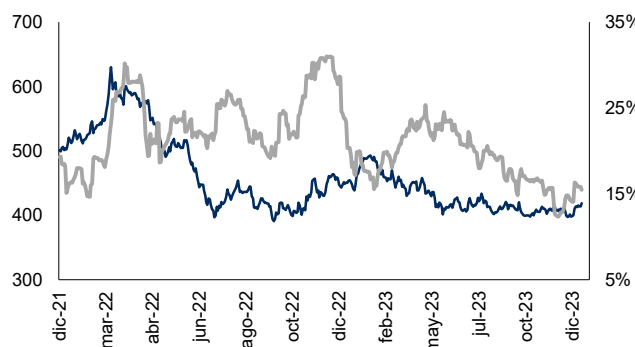
Plomo (USD / libra) Cierre: 0.881 Volat.: 17.3%



WTI (USD / barril) Cierre: 78.660 Volat.: 24.1%



Acero (Indice) Cierre: 458.499 Volat.: 9.8%



Metal	Ultimo	7d	30d	Acumulado
Oro	2701.55	0.44%	4.34%	2.96%
Plata	30.34	-0.21%	3.40%	5.07%
Cobre	4.14	1.69%	2.87%	3.73%
Plomo	0.88	2.18%	-0.50%	1.18%
Zinc	1.29	0.83%	-5.70%	-5.37%
WTI	78.66	1.67%	10.9%	8.44%
Acero	458.50	2.55%	3.43%	4.68%

Cifras al 17 de enero del 2025.