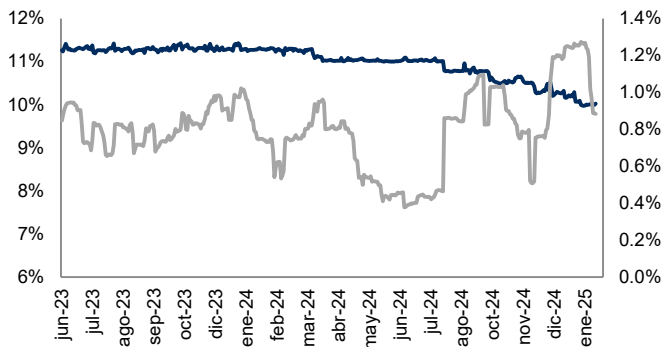
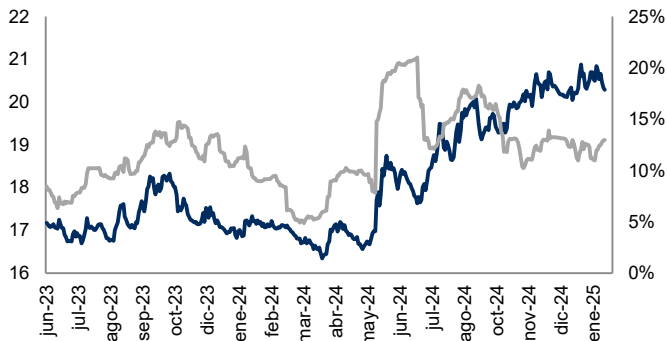


Monitor de Mercados Financieros

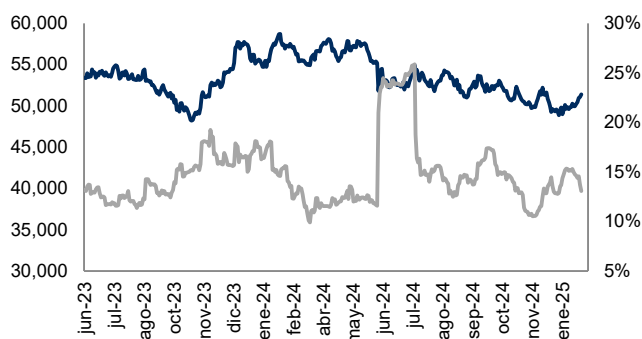
ABs y Volatilidad Cierre: 10.0% Volat: 0.9%



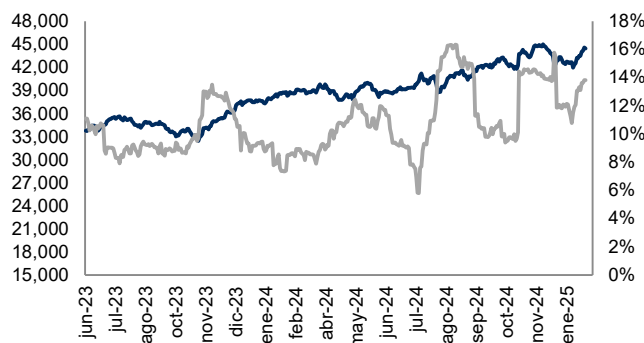
Tipo Cambio y Volatilidad Cierre: 20.2860 Volat: 13.0%



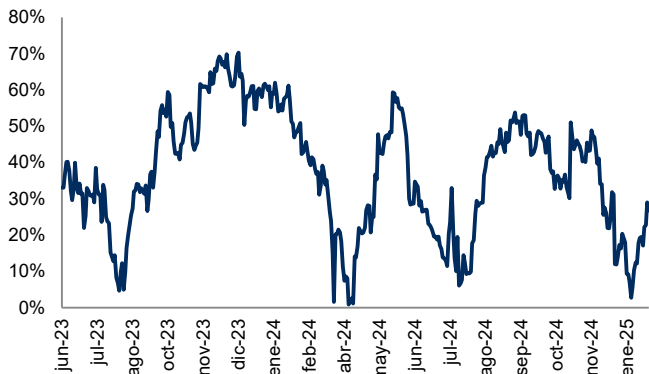
IPC y Volatilidad Cierre: 51,357.31 Volat: 13.1%



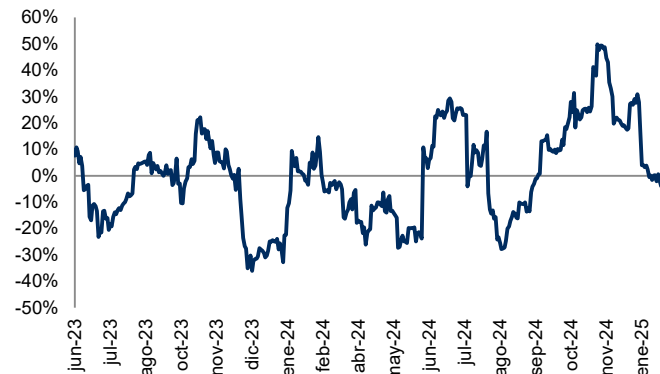
DJI y Volatilidad Cierre: 44,424.25 Volat: 13.8%



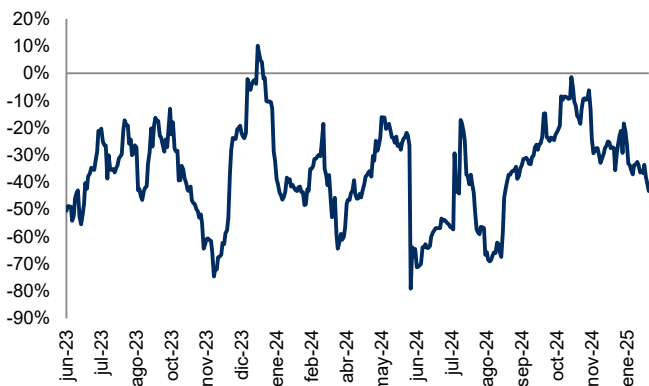
Correlación entre IPC y DJI Correl: 26.8%



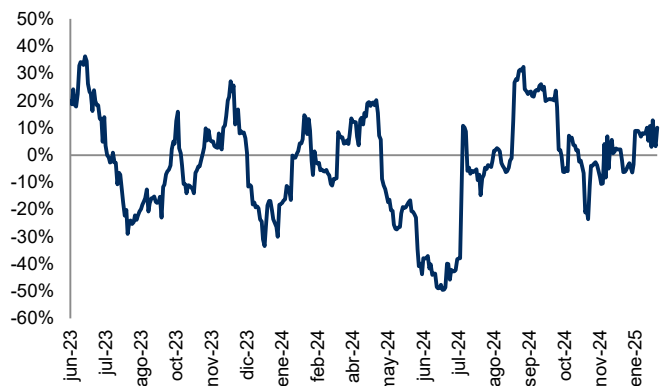
Correlación entre Tipo Cambio y ABs Correl: -4.5%



Correlación entre IPC y Tipo Cambio Correl: -43.3%

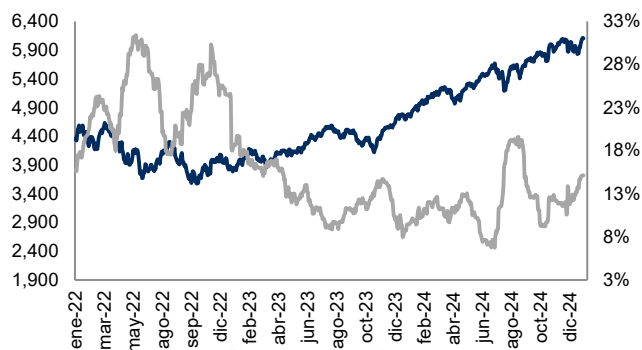


Correlación entre IPC y Abs Correl: 10.0%

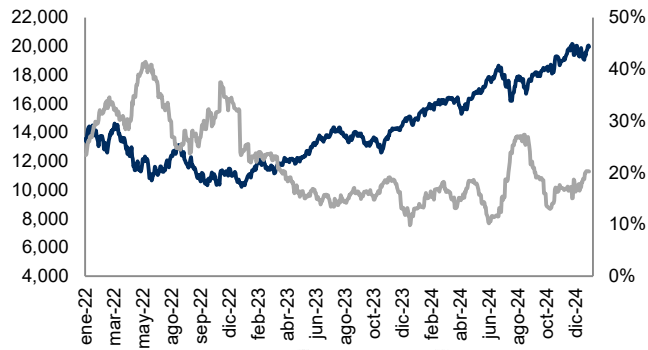


Monitor de Mercados

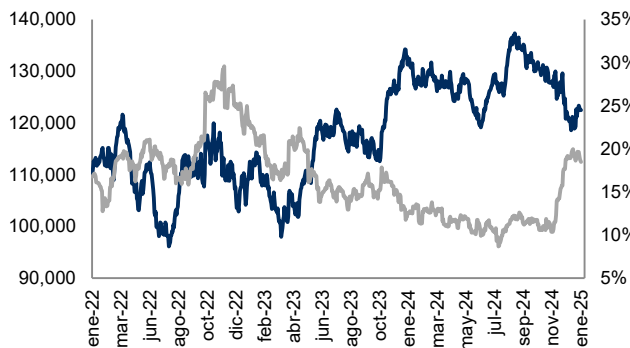
S&P 500 (EUA) Cierre: 6,101.24 Volat: 15.1%



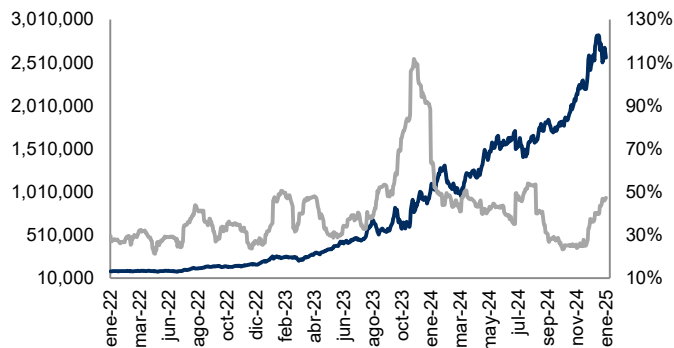
NASDAQ (EUA) Cierre: 19,954.30 Volat: 20.2%



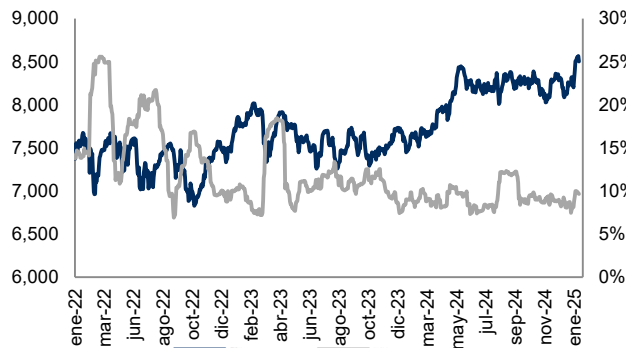
BOVESPA (Sao Paulo) Cierre: 122,446.94 Volat: 18.5%



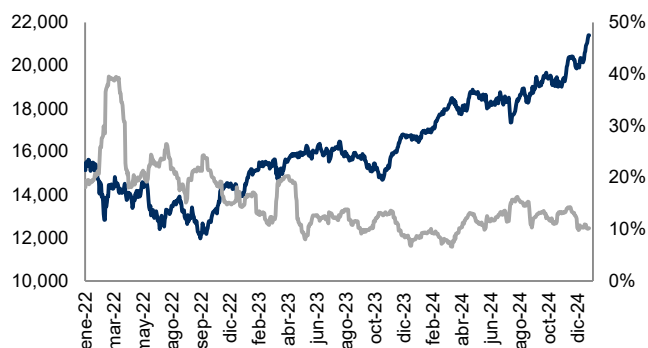
MERVAL (Buenos Aires) Cierre: 2,566,082.22 Volat: 47.2%



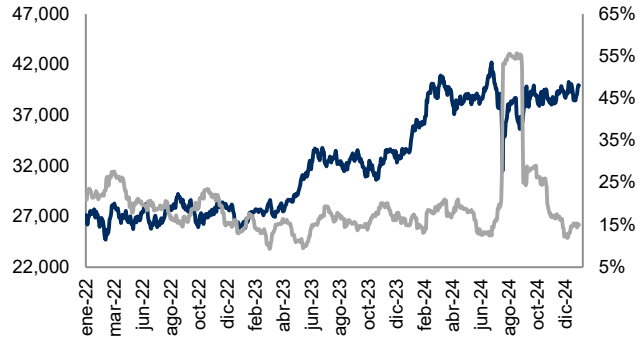
FTSE-100 (Londres) Cierre: 8,502.35 Volat: 9.6%



DAX (Frankfurt) Cierre: 21,394.93 Volat: 10.2%



NIKKEI-225 (Tokio) Cierre: 39,931.98 Volat: 15.0%



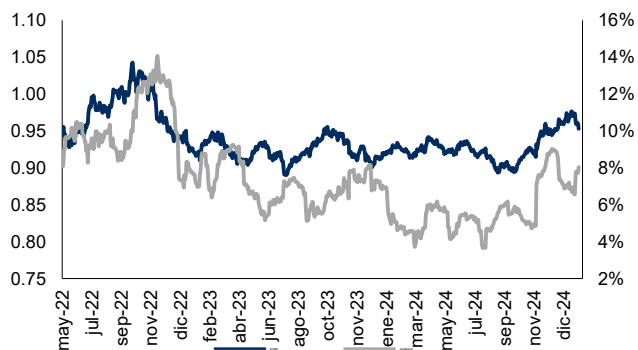
Índice	Rend. 7d	Rend. 30d	Rend. Año
S&P 500	1.74%	1.01%	3.73%
NASDAQ	1.65%	-0.38%	3.33%
BOVESPA	2.78%	6.19%	6.50%
MERVAL	1.76%	-1.38%	-0.27%
FTSE100	2.56%	3.94%	3.67%
DAX	4.56%	8.71%	8.96%
NIKK225	4.06%	2.98%	0.90%
IPC	5.48%	3.56%	6.56%
DJI	2.15%	2.60%	4.42%
CAC40	5.05%	9.79%	8.90%
HANGSENG	2.45%	-0.42%	-0.22%
TSE300	2.58%	2.67%	3.27%
IBEX	2.73%	5.33%	4.78%

Cifras al 24 de enero de 2025. Índices en USD.

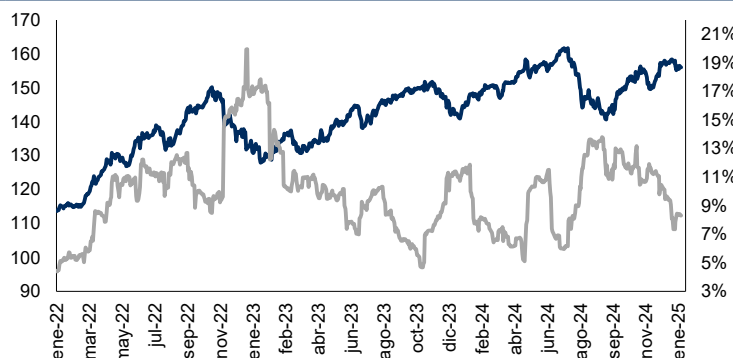


Monitor de Divisas

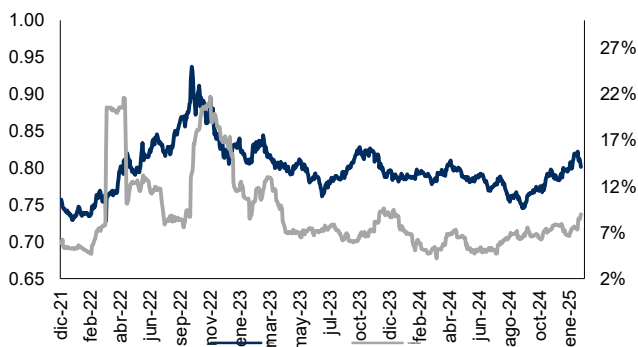
Euro (€) Cierre: 0.95 Volat: 8.0%



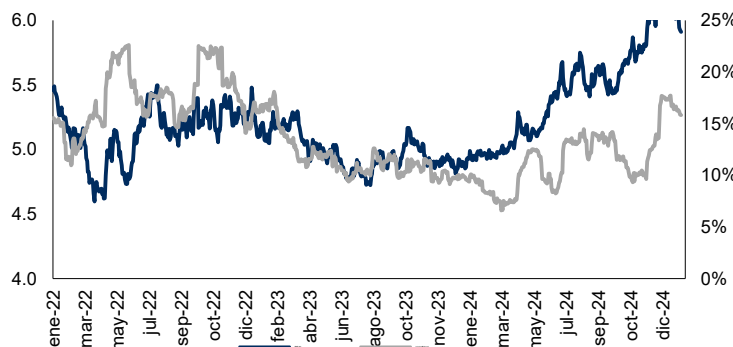
Yen Japonés (¥) Cierre: 155.98 Volat: 8.3%



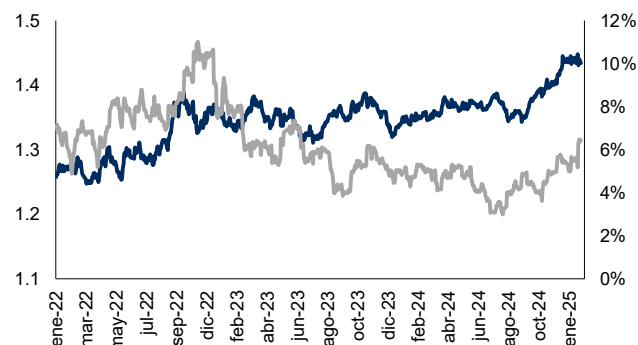
Libra Esterlina (£) Cierre: 0.80 Volat: 9.0%



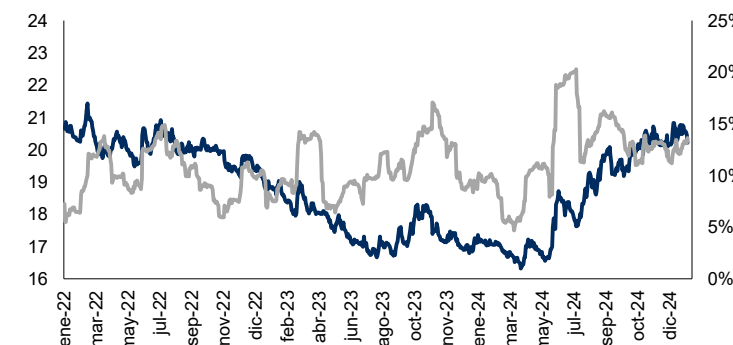
Real Brasileño Cierre: 5.91 Volat: 15.8%



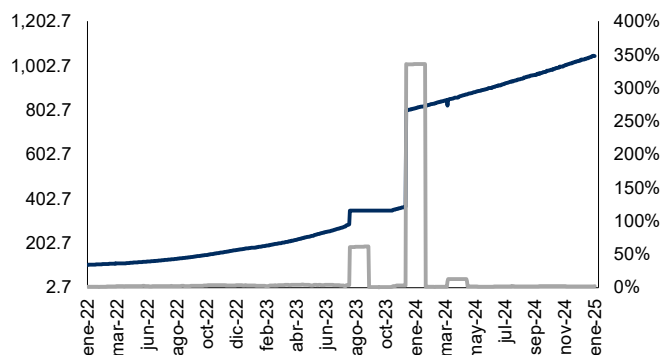
Dólar Canadiense Cierre: 1.43 Volat: 6.4%



Peso Mexicano Cierre: 20.21 Volat: 13.6%



Peso Argentino Cierre: 1,046.00 Volat: 1.9%



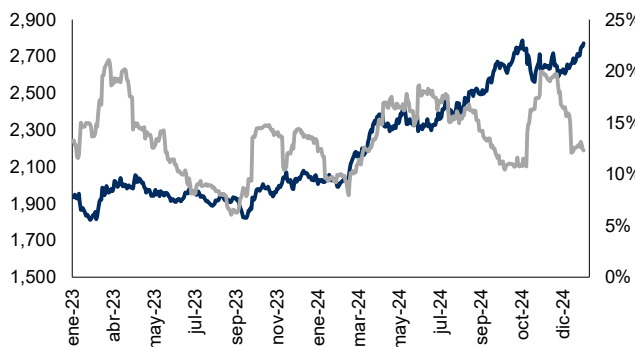
Moneda	Ultimo	7d	30d	Acumulado
Euro	0.95	2.16%	0.86%	1.39%
Yen	155.98	0.21%	0.91%	0.80%
Libra	0.80	2.60%	-0.53%	-0.34%
Real	5.91	2.70%	4.73%	4.62%
Dólar Can	1.43	0.96%	0.16%	0.26%
Peso Mex	20.21	2.49%	-0.12%	3.07%
Peso Arg	1,046.00	-0.43%	-1.96%	-1.53%

Cifras al 24 de enero de 2025. Cotizaciones con respecto al USD.

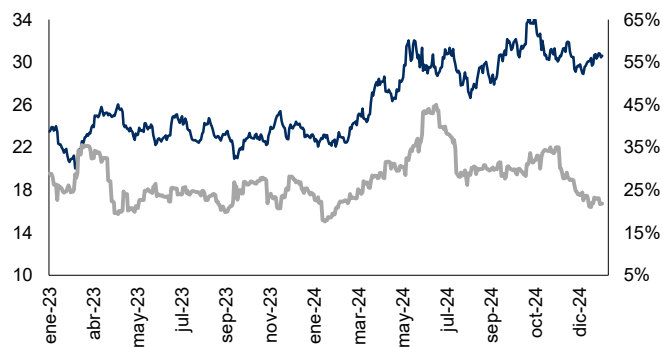


Monitor de Metales y Otros Commodities

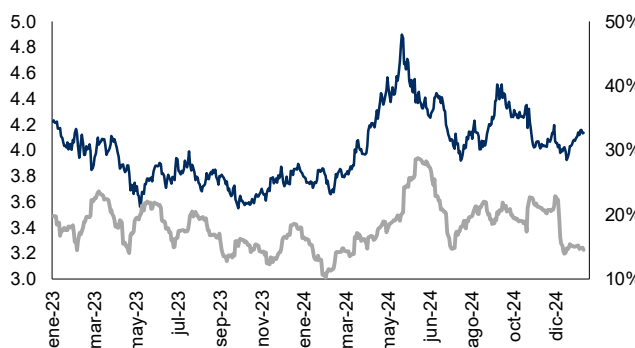
Oro (USD / T. Oz.) Cierre: 2,771.250 Volat.: 12.3%



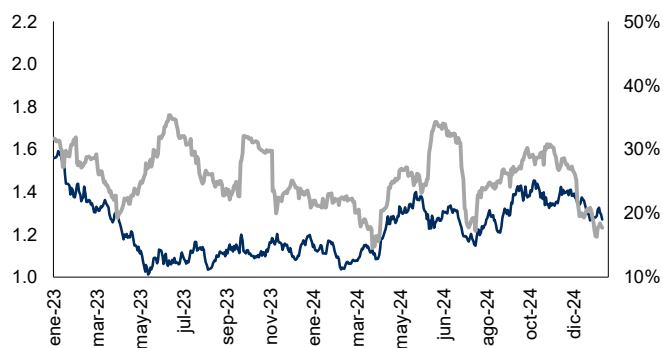
Plata (USD / T. Oz.) Cierre: 30.604 Volat.: 21.8%



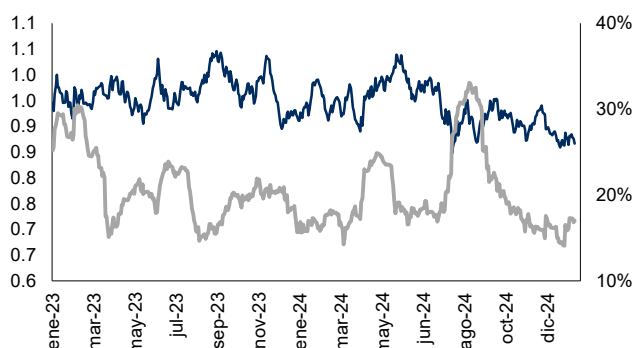
Cobre (USD / libra) Cierre: 4.136 Volat.: 14.5%



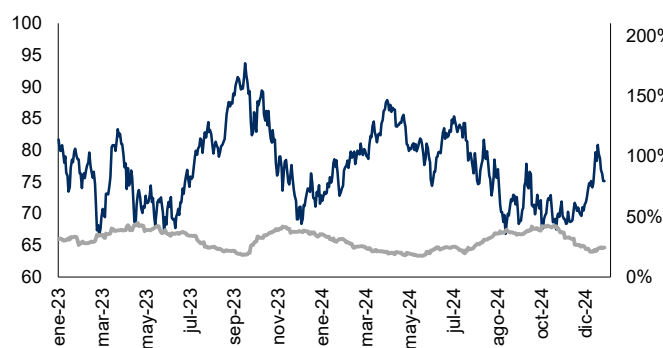
Zinc (USD / libra) Cierre: 1.271 Volat.: 17.7%



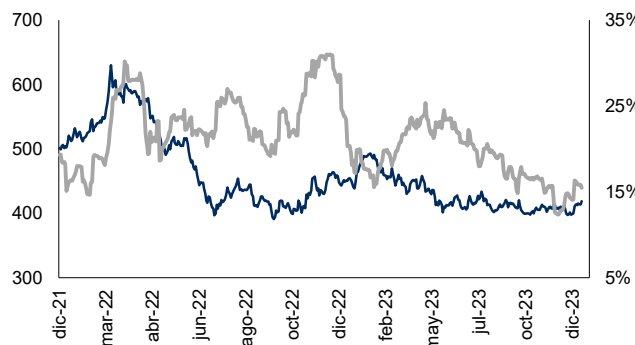
Plomo (USD / libra) Cierre: 0.866 Volat.: 17.0%



WTI (USD / barril) Cierre: 75.120 Volat.: 24.3%



Acero (Indice) Cierre: 454.430 Volat.: 9.9%



Metal	Ultimo	7d	30d	Acumulado
Oro	2771.25	2.58%	6.05%	5.62%
Plata	30.60	0.88%	3.36%	5.99%
Cobre	4.14	-0.06%	3.59%	3.67%
Plomo	0.87	-1.72%	-2.61%	-0.56%
Zinc	1.27	-1.25%	-5.58%	-6.54%
WTI	75.12	-4.50%	5.8%	3.56%
Acero	454.43	-0.89%	2.09%	3.75%

Cifras al 24 de enero del 2025.