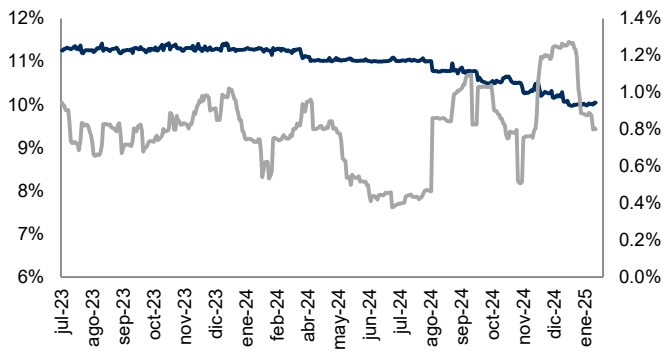
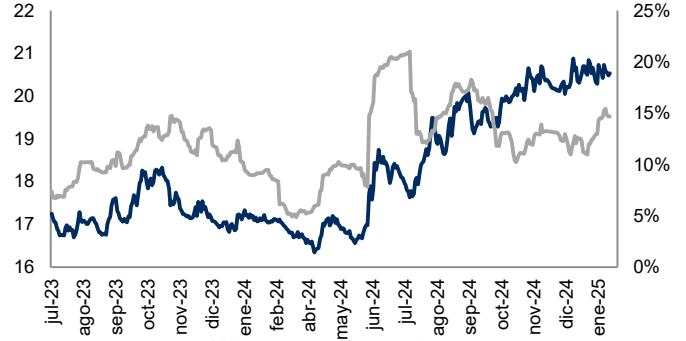


Monitor de Mercados Financieros

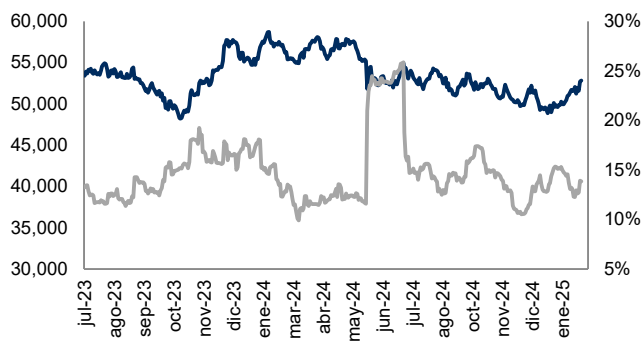
ABs y Volatilidad Cierre: 10.0% Volat: 0.8%



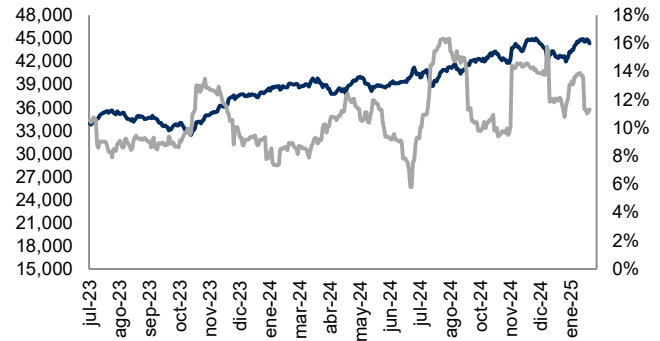
Tipo Cambio y Volatilidad Cierre: 20.5310 Volat: 14.7%



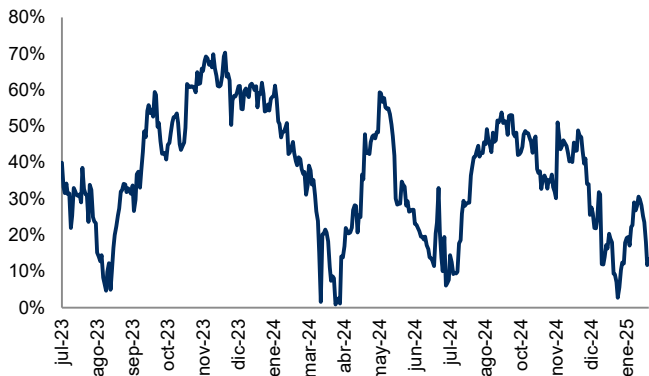
IPC y Volatilidad Cierre: 52,817.75 Volat: 13.8%



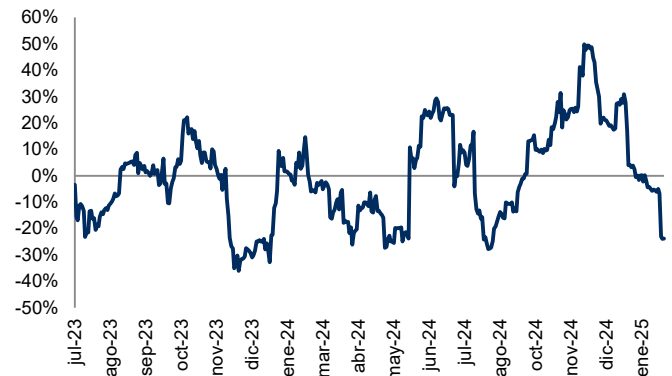
DJI y Volatilidad Cierre: 44,303.40 Volat: 11.3%



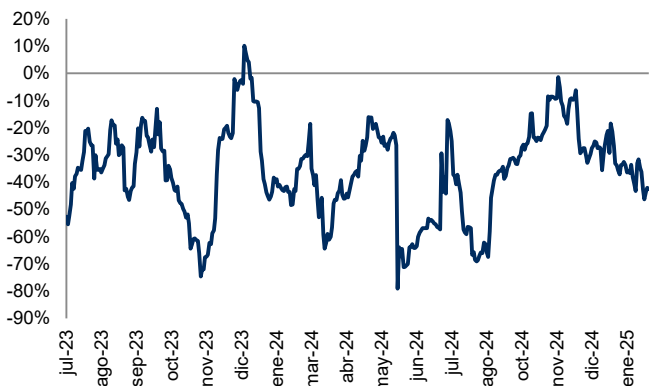
Correlación entre IPC y DJI Correl: 13.4%



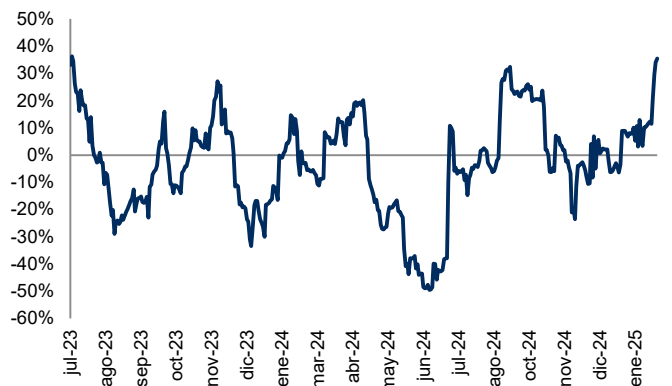
Correlación entre Tipo Cambio y ABs Correl: -23.8%



Correlación entre IPC y Tipo Cambio Correl: -42.5%

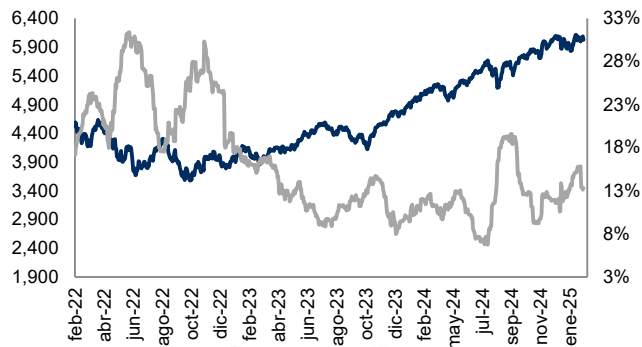


Correlación entre IPC y Abs Correl: 35.4%

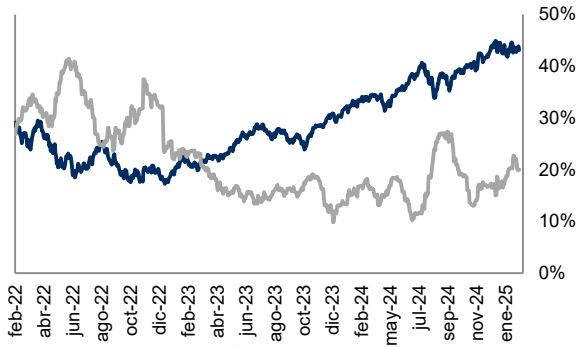


Monitor de Mercados

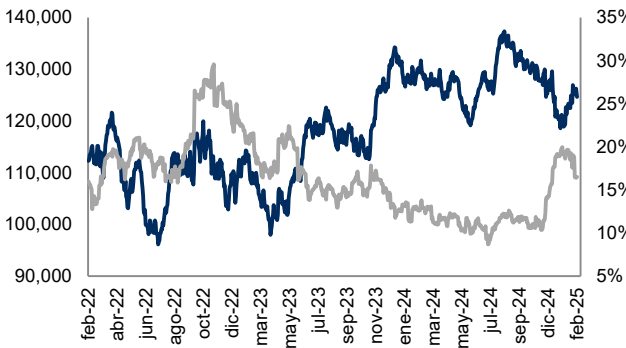
S&P 500 (EUA) Cierre: 6,025.99 Volat: 13.3%



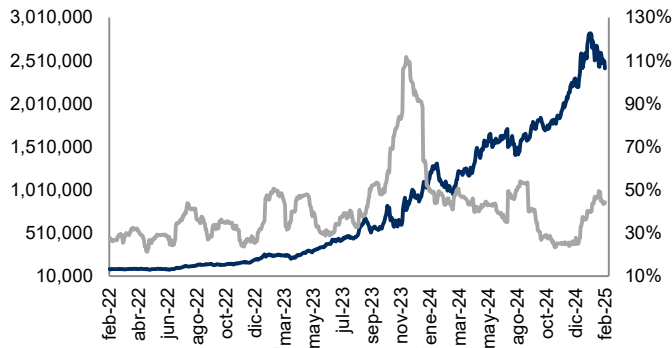
NASDAQ (EUA) Cierre: 19,523.40 Volat: 20.0%



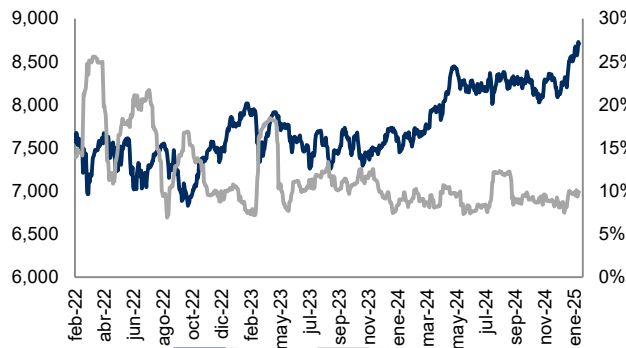
BOVESPA (Sao Paulo) Cierre: 124,619.40 Volat: 16.5%



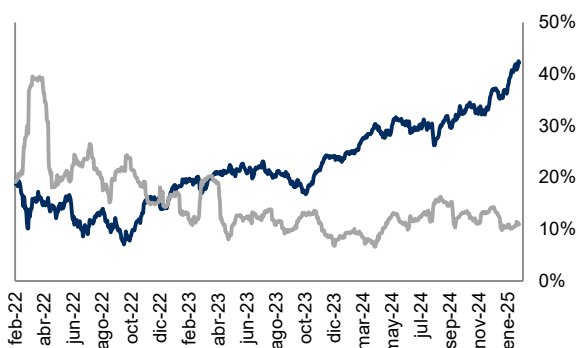
MERVAL (Buenos Aires) Cierre: 2,416,381.75 Volat: 44.2%



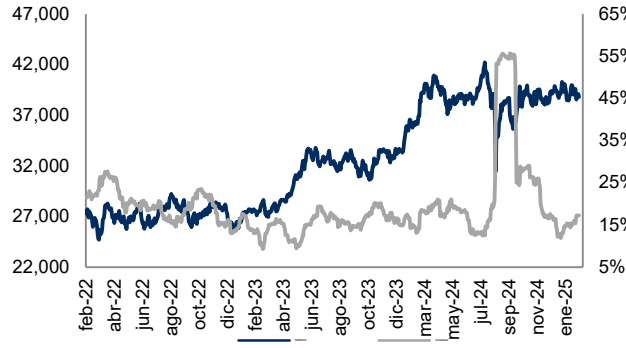
FTSE-100 (Londres) Cierre: 8,700.53 Volat: 9.9%



DAX (Frankfurt) Cierre: 21,787.00 Volat: 10.9%



NIKKEI-225 (Tokio) Cierre: 38,787.02 Volat: 17.2%



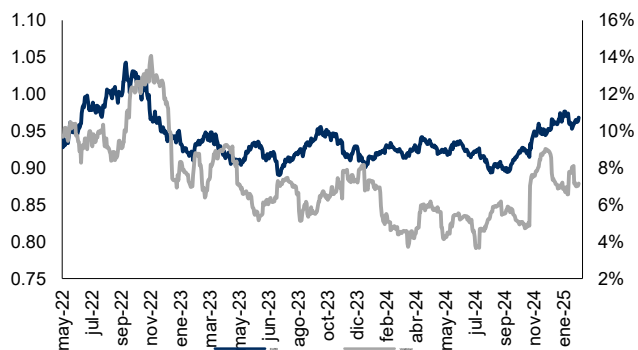
Índice	Rend. 7d	Rend. 30d	Rend. Año
S&P 500	-0.24%	1.82%	2.45%
NASDAQ	-0.53%	0.23%	1.10%
BOVESPA	-0.60%	9.55%	10.35%
MERVAL	-6.03%	-14.62%	-6.73%
FTSE100	0.46%	5.85%	5.49%
DAX	-0.09%	7.26%	9.20%
NIKK225	0.46%	1.47%	0.97%
IPC	3.70%	5.40%	7.96%
DJI	-0.54%	3.91%	4.13%
CAC40	-0.05%	7.08%	7.80%
HANGSENG	4.51%	9.44%	5.04%
TSE300	1.25%	2.12%	3.51%
IBEX	2.24%	7.64%	9.20%

Cifras al 07 de febrero de 2025. Índices en USD.

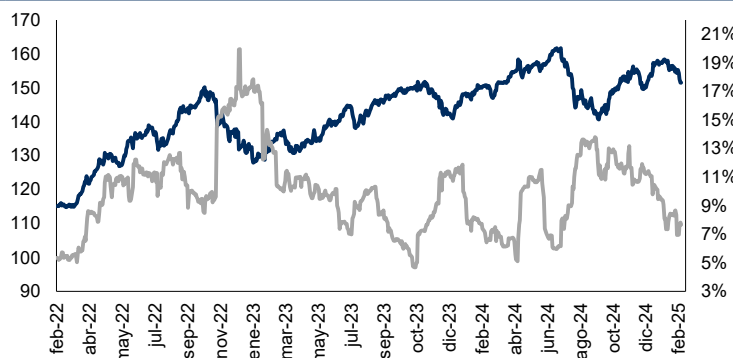


Monitor de Divisas

Euro (€) Cierre: 0.97 Volat: 7.2%



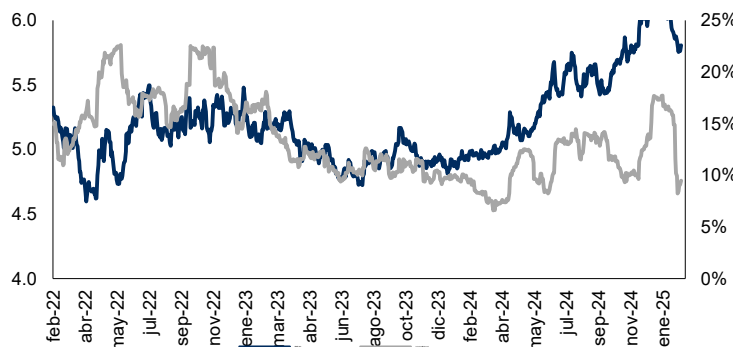
Yen Japonés (¥) Cierre: 151.40 Volat: 7.7%



Libra Esterlina (£) Cierre: 0.81 Volat: 8.4%



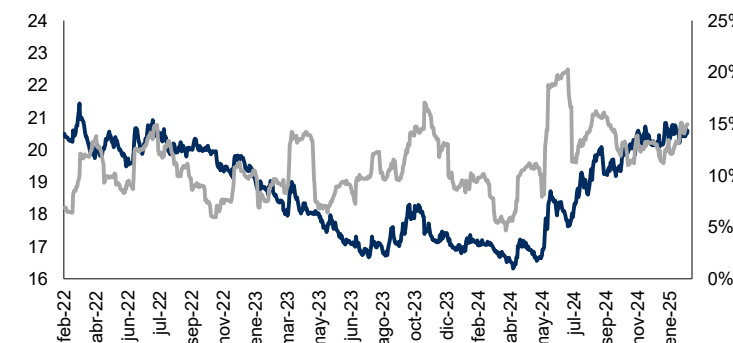
Real Brasileño Cierre: 5.81 Volat: 9.5%



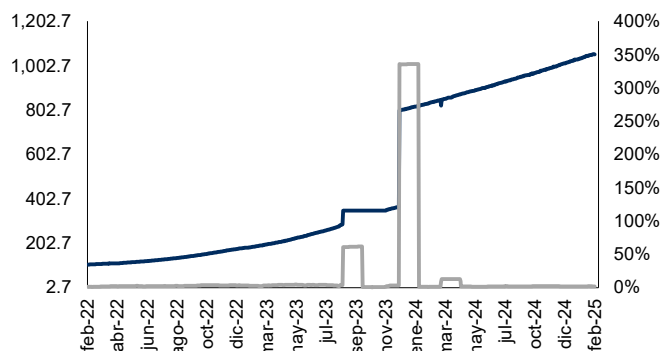
Dólar Canadiense Cierre: 1.43 Volat: 7.0%



Peso Mexicano Cierre: 20.58 Volat: 15.0%



Peso Argentino Cierre: 1,053.25 Volat: 1.7%



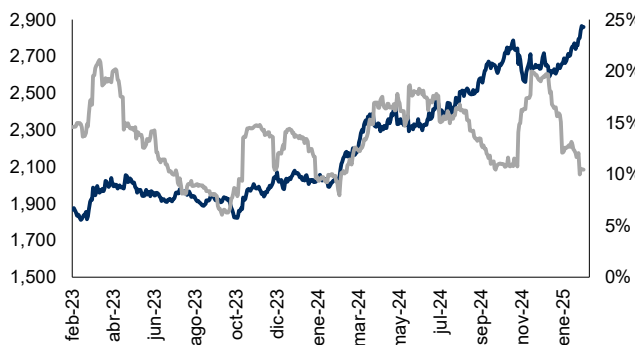
Moneda	Ultimo	7d	30d	Acumulado
Euro	0.97	-0.34%	0.09%	-0.21%
Yen	151.40	2.50%	4.59%	3.85%
Libra	0.81	0.15%	0.38%	-0.90%
Real	5.81	0.61%	5.16%	6.51%
Dólar Can	1.43	1.61%	0.55%	0.60%
Peso Mex	20.58	0.28%	-0.96%	1.21%
Peso Arg	1,053.25	-0.26%	-1.69%	-2.21%

Cifras al 07 de febrero de 2025. Cotizaciones con respecto al USD.

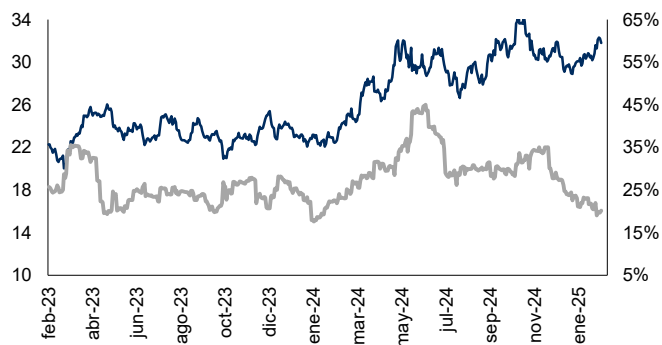


Monitor de Metales y Otros Commodities

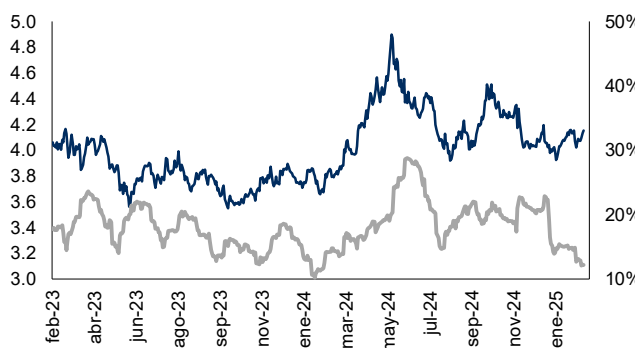
Oro (USD / T. Oz.) Cierre: 2,861.050 Volat.: 10.4%



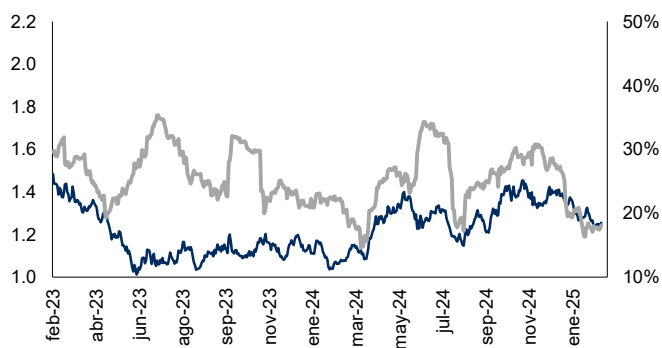
Plata (USD / T. Oz.) Cierre: 31.816 Volat.: 20.2%



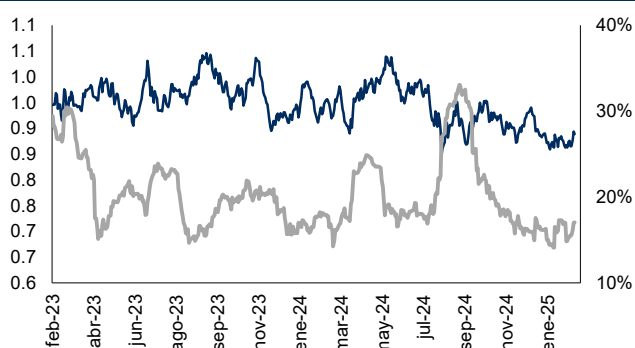
Cobre (USD / libra) Cierre: 4.153 Volat.: 12.2%



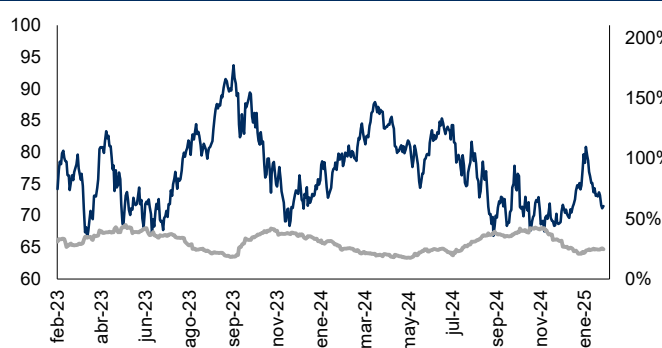
Zinc (USD / libra) Cierre: 1.256 Volat.: 18.1%



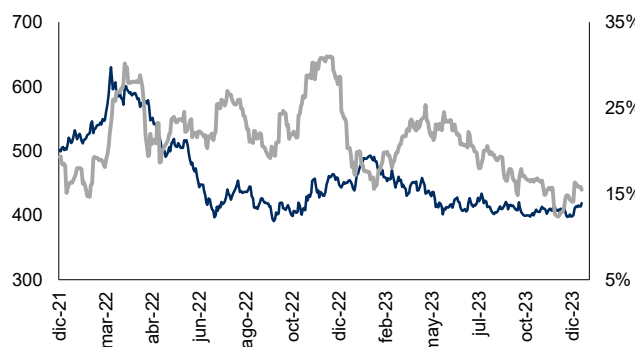
Plomo (USD / libra) Cierre: 0.889 Volat.: 17.0%



WTI (USD / barril) Cierre: 71.470 Volat.: 24.6%



Acero (Indice) Cierre: 456.650 Volat.: 11.7%



Metal	Ultimo	7d	30d	Acumulado
Oro	2861.05	2.14%	7.48%	9.04%
Plata	31.82	1.64%	5.67%	10.19%
Cobre	4.15	1.63%	3.02%	4.10%
Plomo	0.89	1.48%	1.84%	2.08%
Zinc	1.26	0.98%	-2.39%	-7.63%
WTI	71.47	-2.08%	-3.5%	-1.48%
Acero	456.65	2.75%	4.17%	4.26%

Cifras al 07 de febrero del 2025.