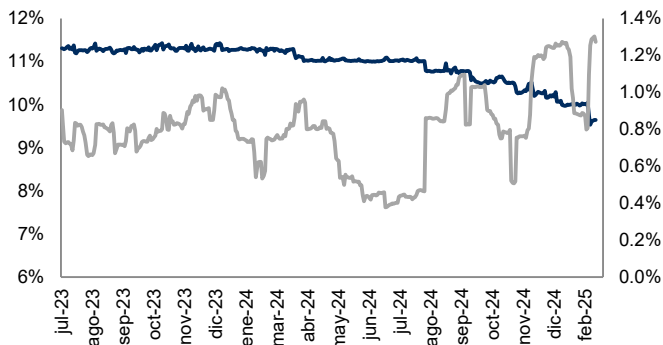


Monitor de Mercados Financieros

ABs y Volatilidad

Cierre: 9.6%

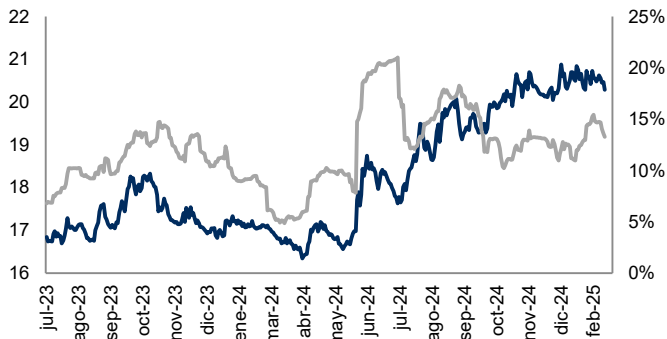
Volat: 1.3%



Tipo Cambio y Volatilidad

Cierre: 20.2880

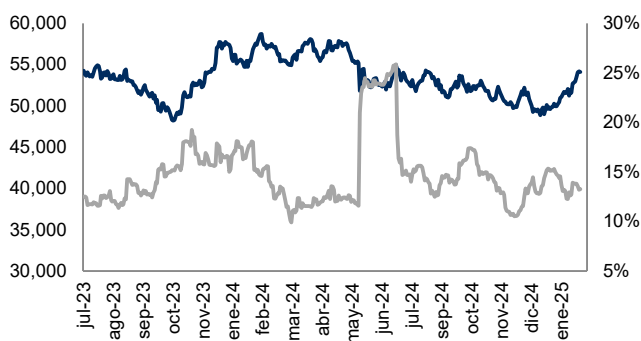
Volat: 13.3%



IPC y Volatilidad

Cierre: 54,077.94

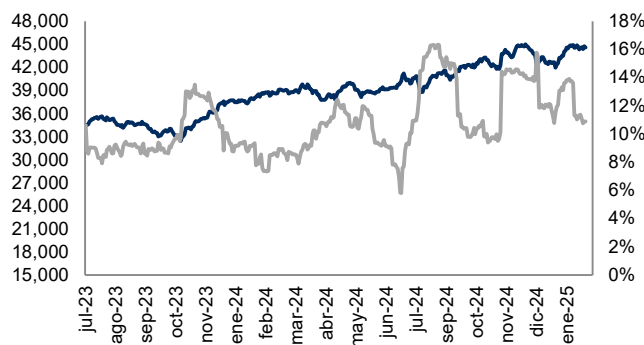
Volat: 13.2%



DJI y Volatilidad

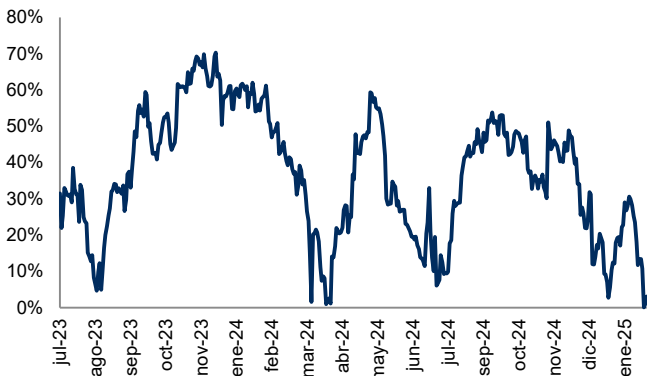
Cierre: 44,546.08

Volat: 10.9%



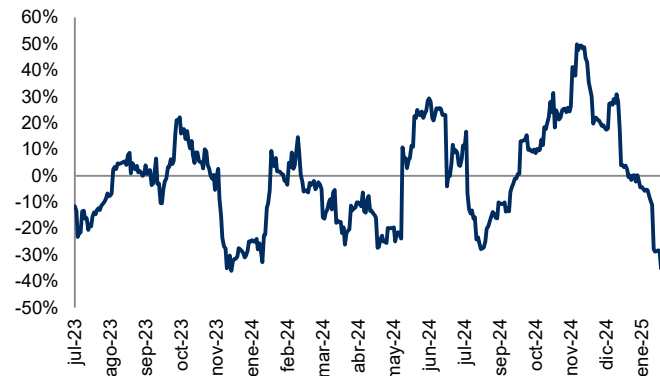
Correlación entre IPC y DJI

Correl: 3.1%



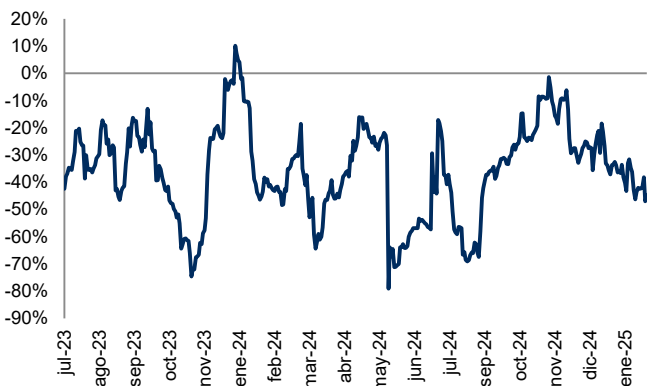
Correlación entre Tipo Cambio y ABs

Correl: -25.2%



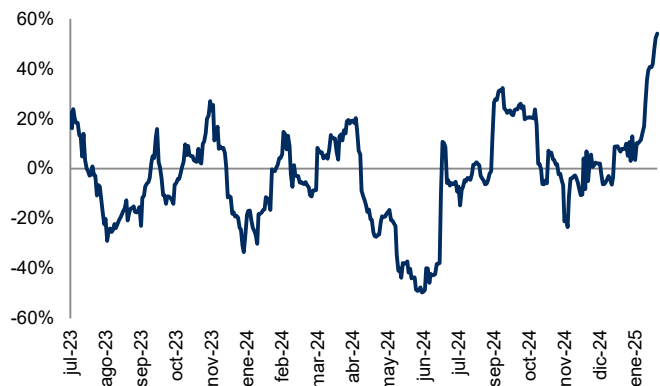
Correlación entre IPC y Tipo Cambio

Correl: -44.9%



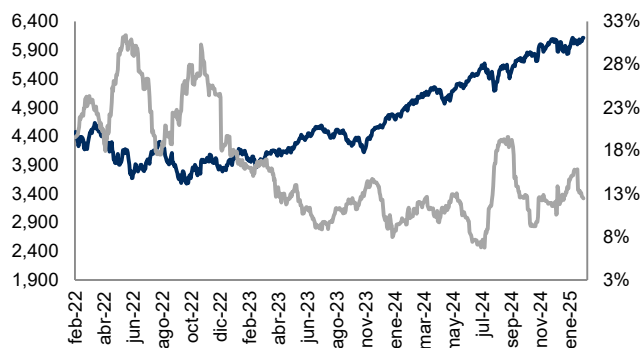
Correlación entre IPC y Abs

Correl: 54.1%

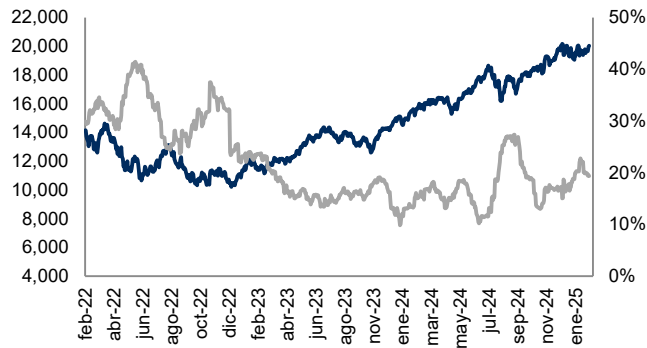


Monitor de Mercados

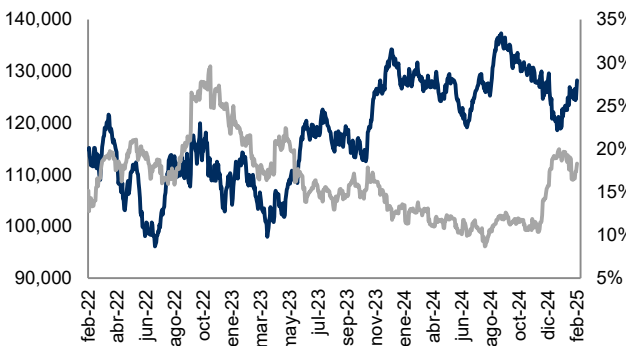
S&P 500 (EUA) Cierre: 6,114.63 Volat: 12.5%



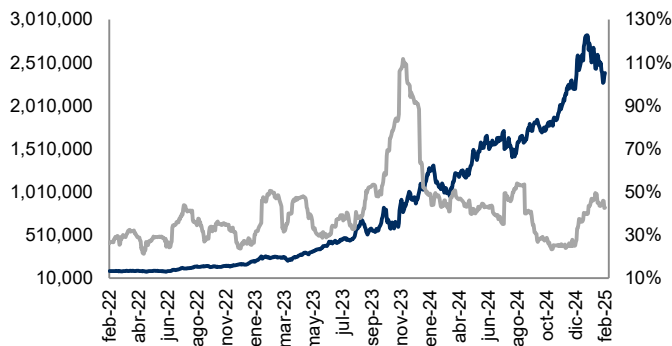
NASDAQ (EUA) Cierre: 20,026.77 Volat: 19.3%



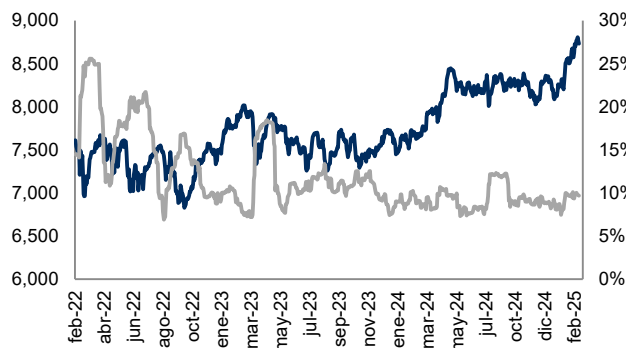
BOVESPA (Sao Paulo) Cierre: 128,218.59 Volat: 18.3%



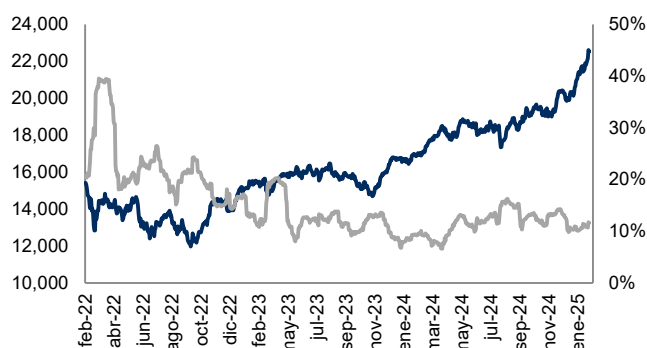
MERVAL (Buenos Aires) Cierre: 2,387,385.73 Volat: 42.6%



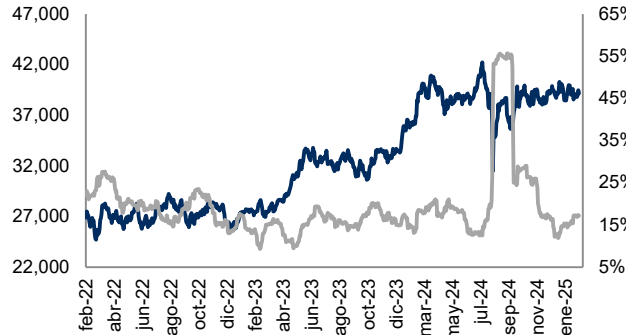
FTSE-100 (Londres) Cierre: 8,732.46 Volat: 9.7%



DAX (Frankfurt) Cierre: 22,513.42 Volat: 11.6%



NIKKEI-225 (Tokio) Cierre: 39,149.43 Volat: 17.1%



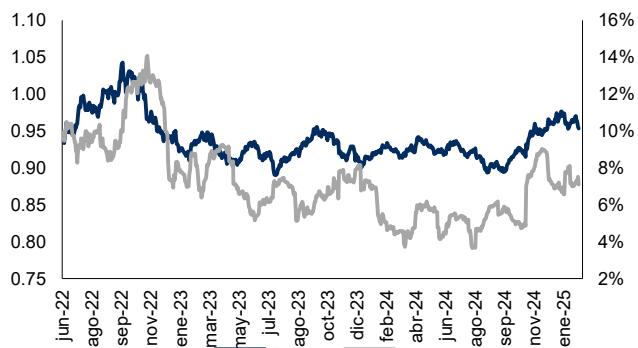
Índice	Rend. 7d	Rend. 30d	Rend. Año
S&P 500	1.47%	2.77%	3.96%
NASDAQ	2.58%	2.64%	3.71%
BOVESPA	4.72%	10.14%	15.56%
MERVAL	-1.46%	-13.02%	-8.09%
FTSE100	1.79%	8.16%	7.38%
DAX	4.98%	11.57%	14.63%
NIKK225	0.32%	4.60%	1.29%
IPC	3.78%	8.48%	12.04%
DJI	0.55%	3.06%	4.71%
CAC40	4.21%	11.57%	12.33%
HANGSENG	7.12%	17.33%	12.52%
TSE300	0.96%	3.95%	4.50%
IBEX	3.73%	11.03%	13.27%

Cifras al 14 de febrero de 2025. Índices en USD.

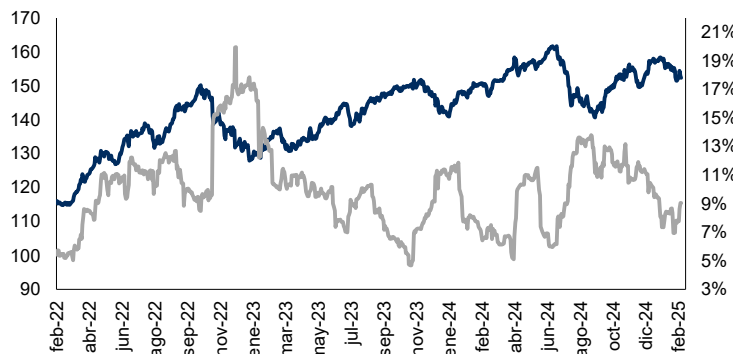


Monitor de Divisas

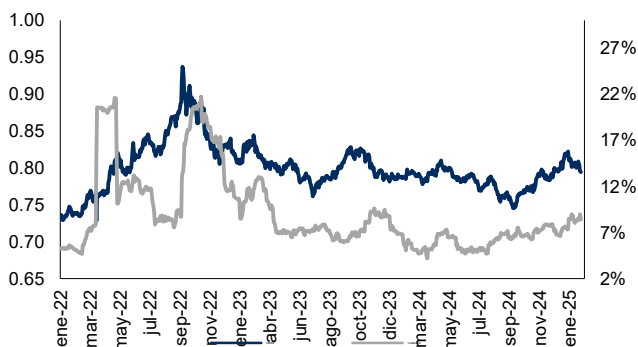
Euro (€) Cierre: 0.95 Volat: 7.1%



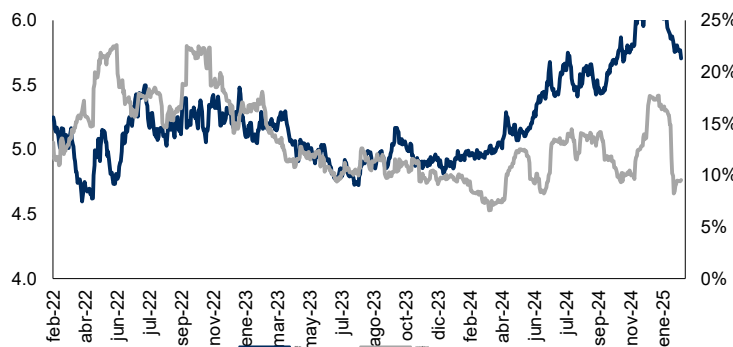
Yen Japonés (¥) Cierre: 152.33 Volat: 9.0%



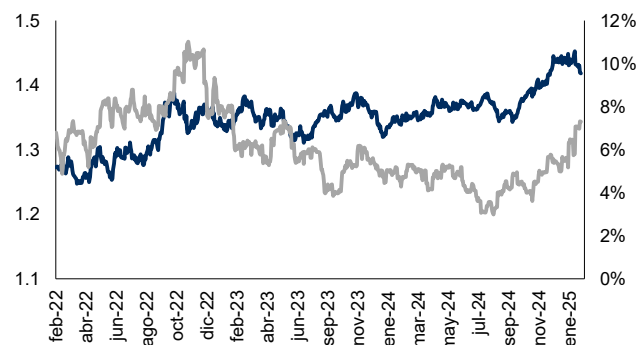
Libra Esterlina (£) Cierre: 0.79 Volat: 8.4%



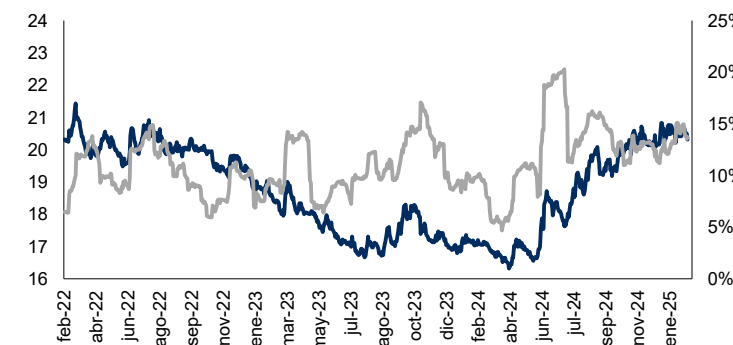
Real Brasileño Cierre: 5.70 Volat: 9.5%



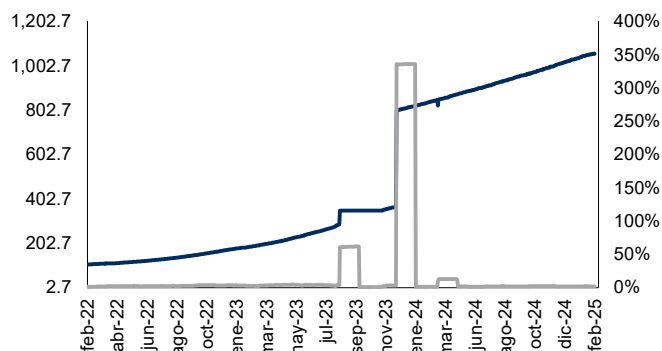
Dólar Canadiense Cierre: 1.42 Volat: 7.3%



Peso Mexicano Cierre: 20.31 Volat: 13.7%



Peso Argentino Cierre: 1,056.00 Volat: 1.8%



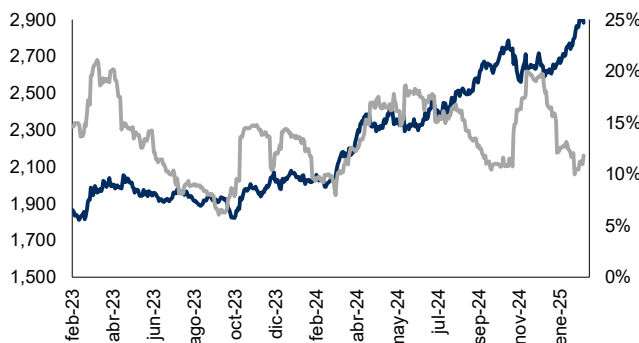
Moneda	Ultimo	7d	30d	Acumulado
Euro	0.95	1.59%	1.96%	1.37%
Yen	152.33	-0.61%	2.72%	3.22%
Libra	0.79	1.42%	2.82%	0.50%
Real	5.70	1.78%	5.36%	8.41%
Dólar Can	1.42	0.80%	1.12%	1.40%
Peso Mex	20.31	1.34%	0.83%	2.57%
Peso Arg	1,056.00	-0.26%	-1.47%	-2.46%

Cifras al 14 de febrero de 2025. Cotizaciones con respecto al USD.

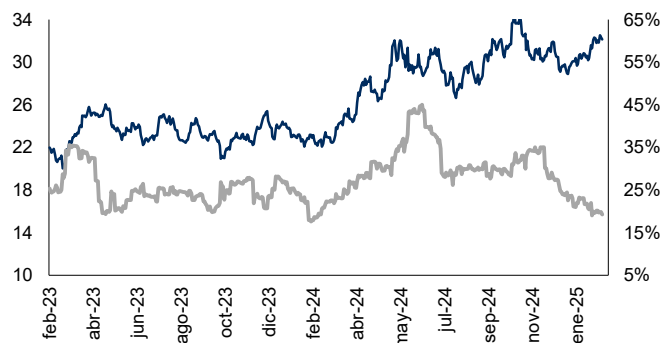


Monitor de Metales y Otros Commodities

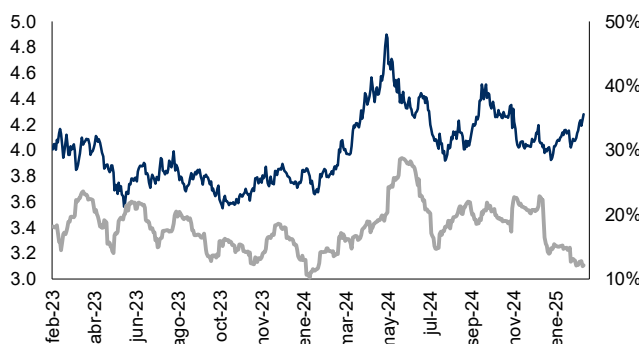
Oro (USD / T. Oz.) Cierre: 2,883.260 Volat.: 11.8%



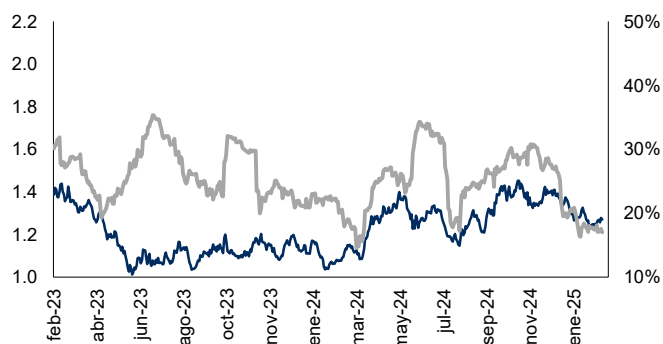
Plata (USD / T. Oz.) Cierre: 32.137 Volat.: 19.2%



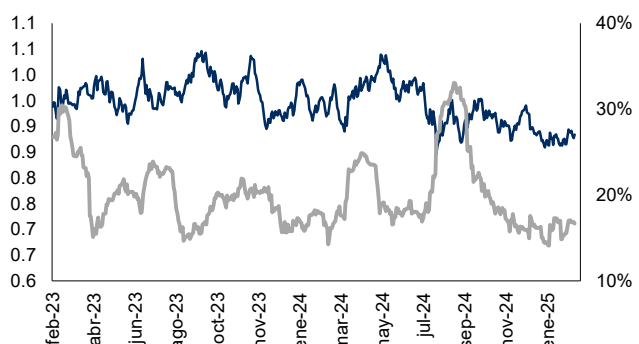
Cobre (USD / libra) Cierre: 4.280 Volat.: 12.1%



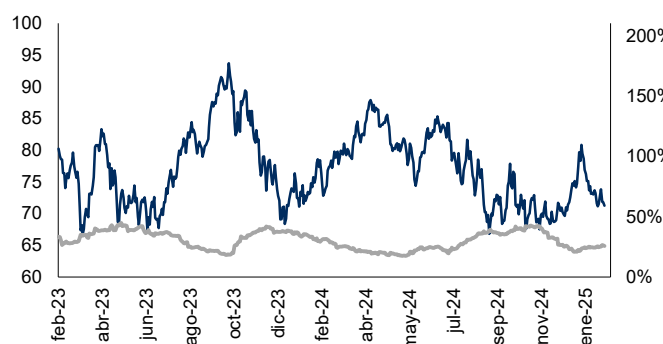
Zinc (USD / libra) Cierre: 1.270 Volat.: 17.0%



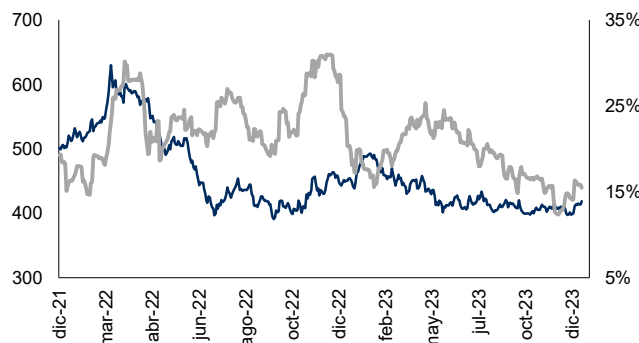
Plomo (USD / libra) Cierre: 0.884 Volat.: 16.7%



WTI (USD / barril) Cierre: 71.200 Volat.: 25.6%



Acero (Indice) Cierre: 459.064 Volat.: 11.2%



Metal	Ultimo	7d	30d	Acumulado
Oro	2883.26	0.78%	6.98%	9.89%
Plata	32.14	1.01%	4.74%	11.30%
Cobre	4.28	3.05%	4.44%	7.28%
Plomo	0.88	-0.58%	0.71%	1.49%
Zinc	1.27	1.10%	-0.67%	-6.62%
WTI	71.20	-0.38%	-11.9%	-1.85%
Acero	459.06	0.53%	1.84%	4.81%

Cifras al 14 de febrero del 2025.