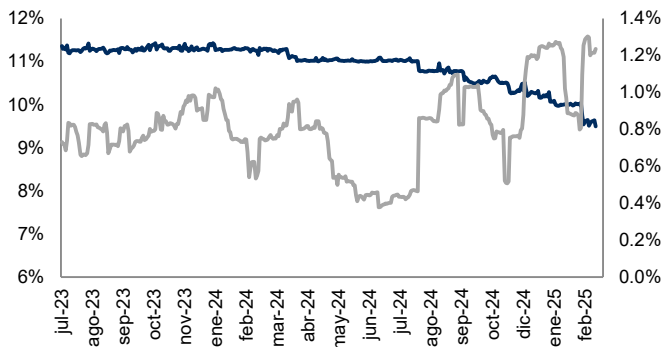


Monitor de Mercados Financieros

ABs y Volatilidad

Cierre: 9.5%

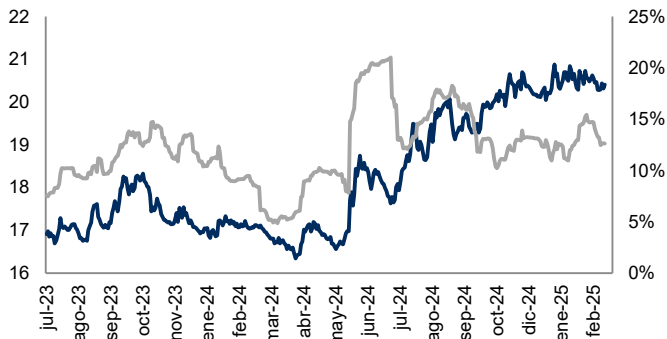
Volat: 1.2%



Tipo Cambio y Volatilidad

Cierre: 20.4050

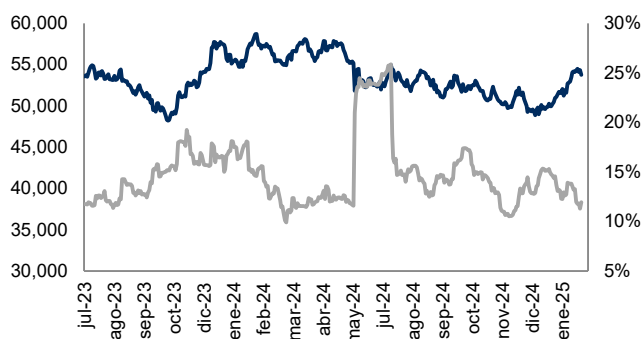
Volat: 12.6%



IPC y Volatilidad

Cierre: 53,738.75

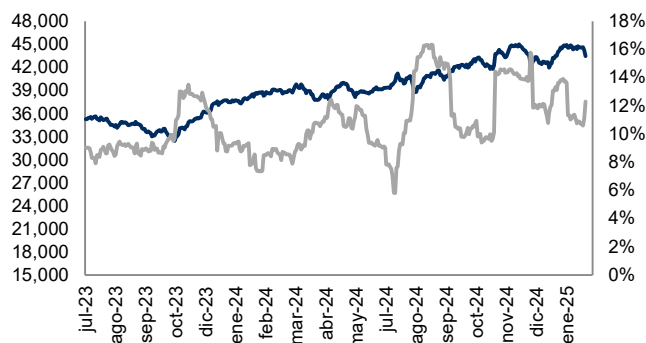
Volat: 11.9%



DJI y Volatilidad

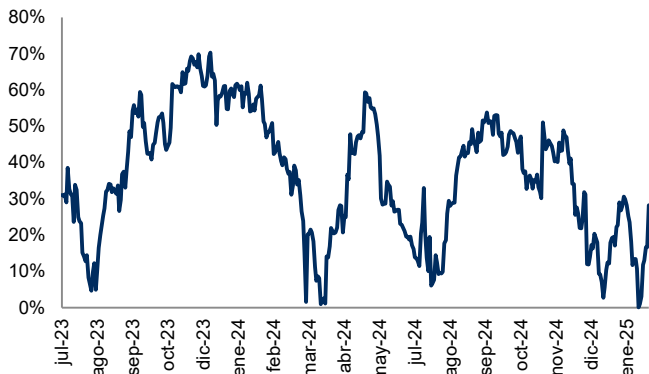
Cierre: 43,428.02

Volat: 12.3%



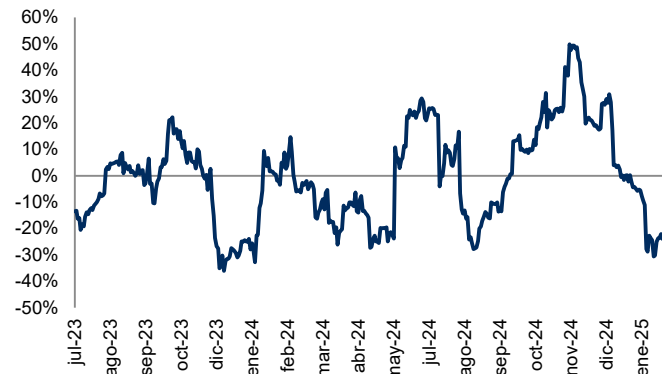
Correlación entre IPC y DJI

Correl: 28.2%



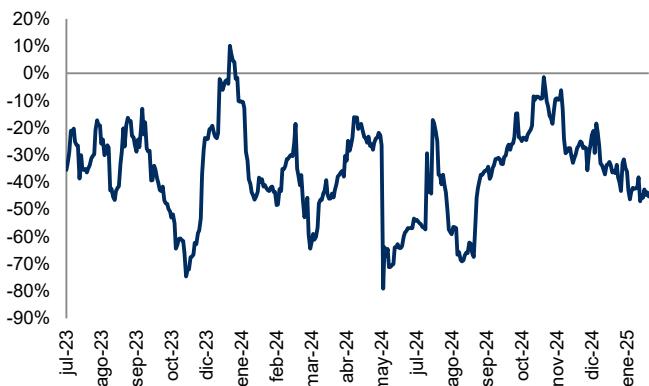
Correlación entre Tipo Cambio y ABs

Correl: -24.1%



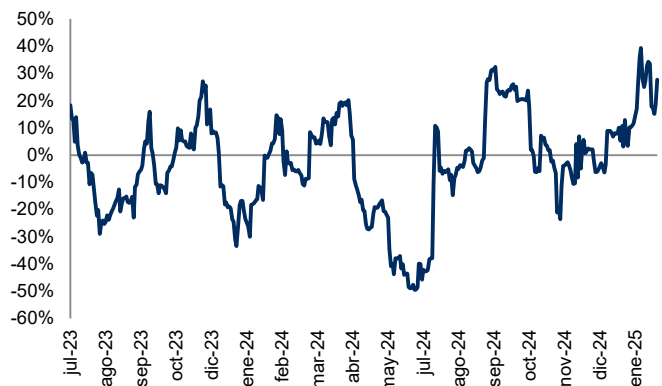
Correlación entre IPC y Tipo Cambio

Correl: -45.3%



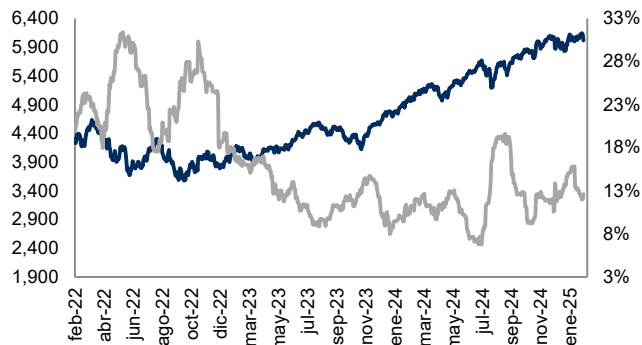
Correlación entre IPC y Abs

Correl: 27.6%

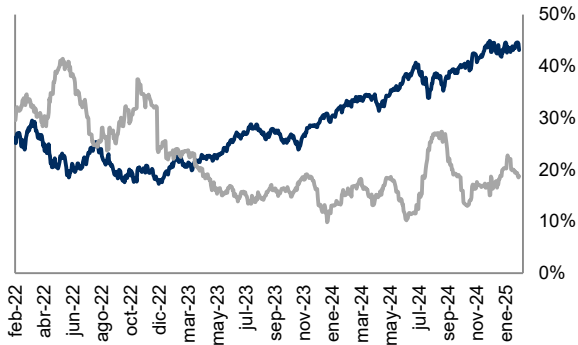


Monitor de Mercados

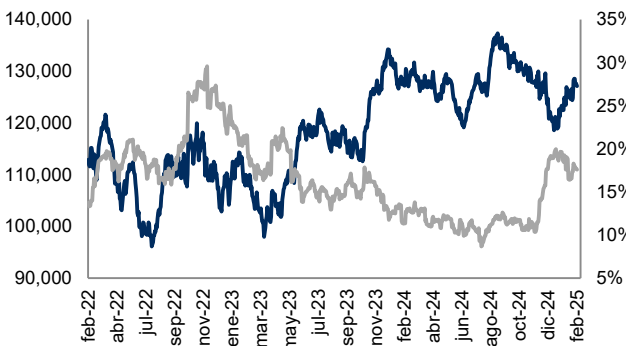
S&P 500 (EUA) Cierre: 6,013.13 Volat: 12.6%



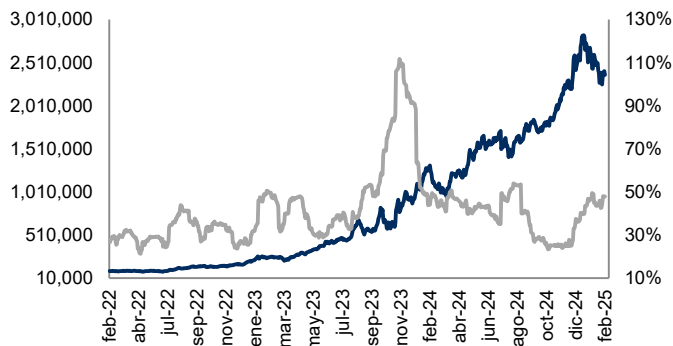
NASDAQ (EUA) Cierre: 19,524.01 Volat: 18.7%



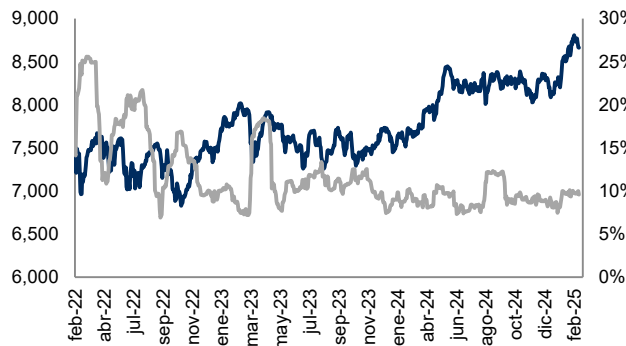
BOVESPA (Sao Paulo) Cierre: 127,128.06 Volat: 17.6%



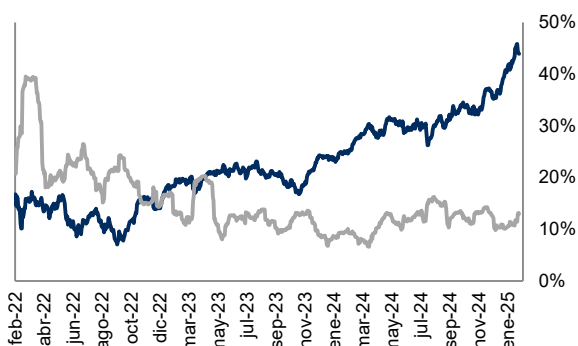
MERVAL (Buenos Aires) Cierre: 2,364,529.49 Volat: 47.7%



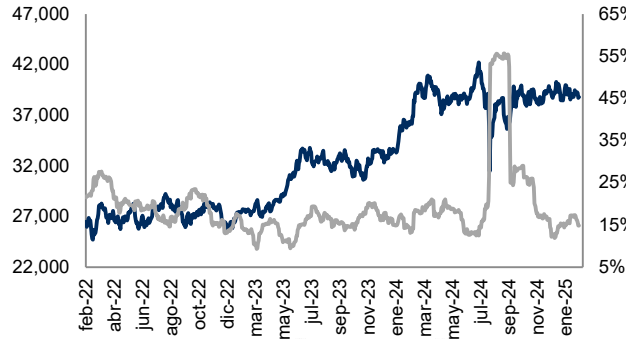
FTSE-100 (Londres) Cierre: 8,659.37 Volat: 9.6%



DAX (Frankfurt) Cierre: 22,287.56 Volat: 13.0%



NIKKEI-225 (Tokio) Cierre: 38,776.94 Volat: 14.8%



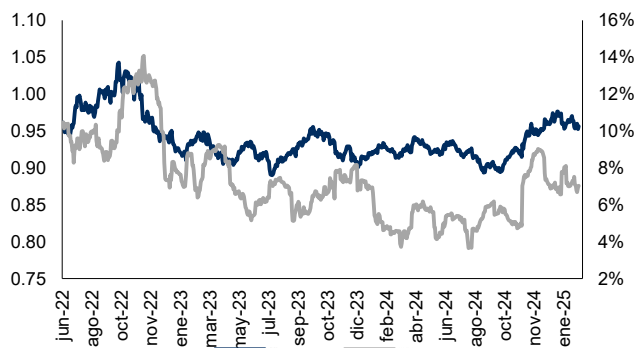
Índice	Rend. 7d	Rend. 30d	Rend. Año
S&P 500	-1.66%	-1.20%	2.24%
NASDAQ	-2.51%	-2.43%	1.10%
BOVESPA	-1.33%	7.16%	14.02%
MERVAL	-1.17%	-12.74%	-9.17%
FTSE100	-0.48%	4.00%	6.86%
DAX	-1.31%	5.40%	13.13%
NIKK225	1.07%	2.49%	2.37%
IPC	-1.21%	5.89%	10.69%
DJI	-2.51%	-1.65%	2.08%
CAC40	-0.61%	4.58%	11.65%
HANGSENG	3.99%	18.98%	17.01%
TSE300	-1.59%	0.61%	2.84%
IBEX	-0.35%	9.55%	12.88%

Cifras al 21 de febrero de 2025. Índices en USD.

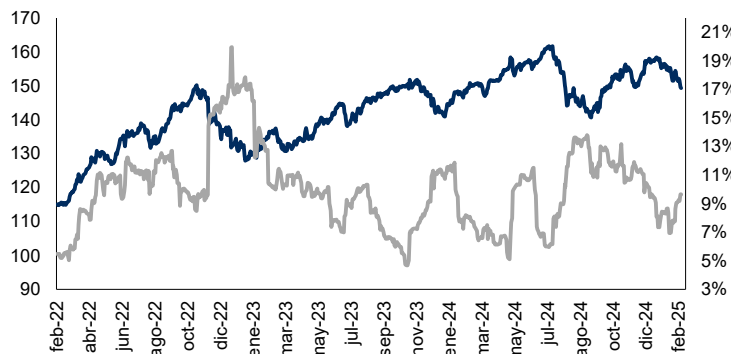


Monitor de Divisas

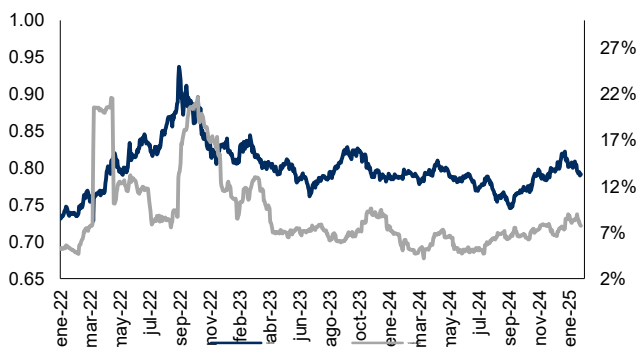
Euro (€) Cierre: 0.96 Volat: 7.0%



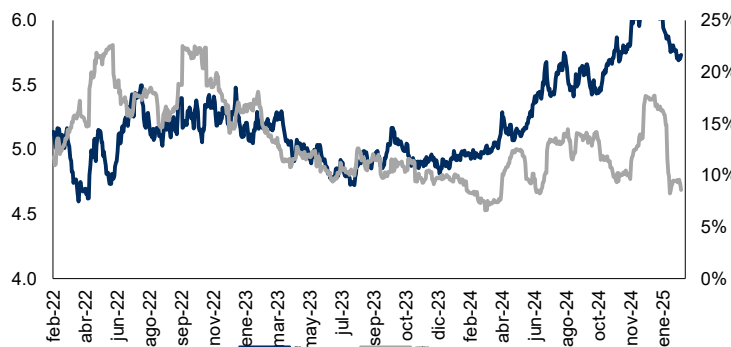
Yen Japonés (¥) Cierre: 149.29 Volat: 9.6%



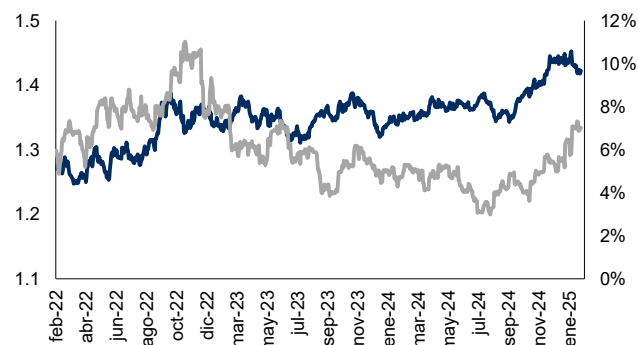
Libra Esterlina (£) Cierre: 0.79 Volat: 7.7%



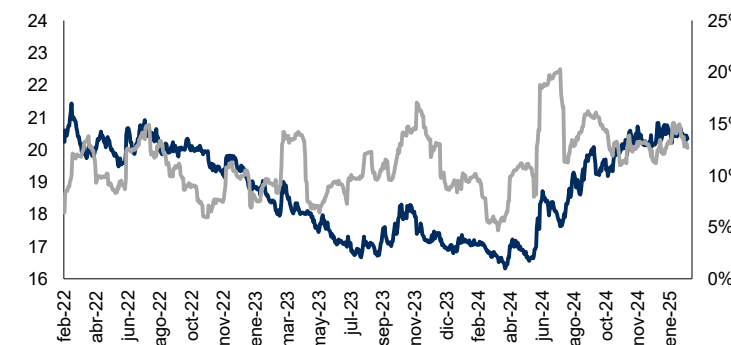
Real Brasileño Cierre: 5.73 Volat: 8.6%



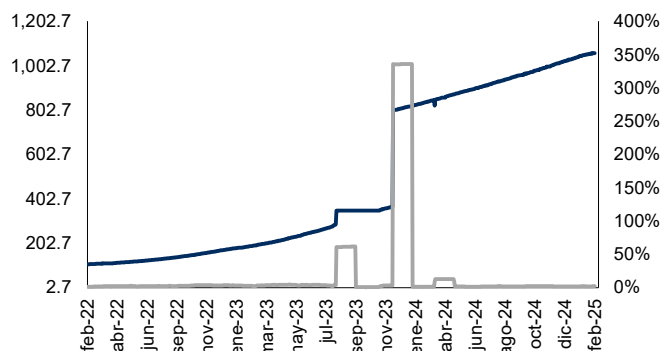
Dólar Canadiense Cierre: 1.42 Volat: 7.0%



Peso Mexicano Cierre: 20.34 Volat: 12.7%



Peso Argentino Cierre: 1,058.25 Volat: 2.0%



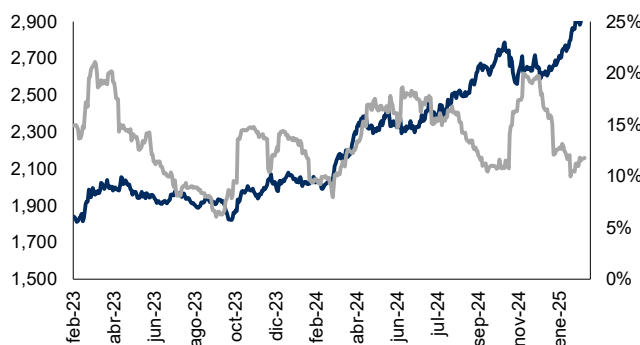
Moneda	Ultimo	7d	30d	Acumulado
Euro	0.96	-0.31%	0.51%	1.05%
Yen	149.29	2.04%	4.78%	5.32%
Libra	0.79	0.36%	2.63%	0.86%
Real	5.73	-0.48%	3.66%	7.89%
Dólar Can	1.42	-0.27%	1.27%	1.13%
Peso Mex	20.34	-0.14%	0.91%	2.43%
Peso Arg	1,058.25	-0.21%	-1.06%	-2.67%

Cifras al 21 de febrero de 2025. Cotizaciones con respecto al USD.



Monitor de Metales y Otros Commodities

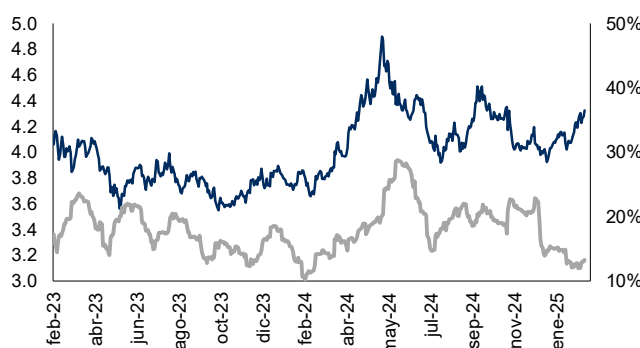
Oro (USD / T. Oz.) Cierre: 2,936.030 Volat.: 11.8%



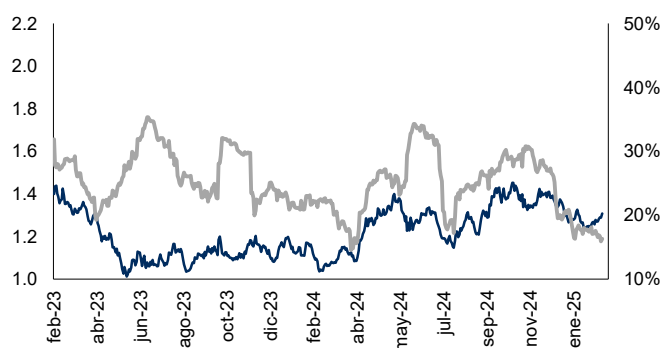
Plata (USD / T. Oz.) Cierre: 32.539 Volat.: 20.1%



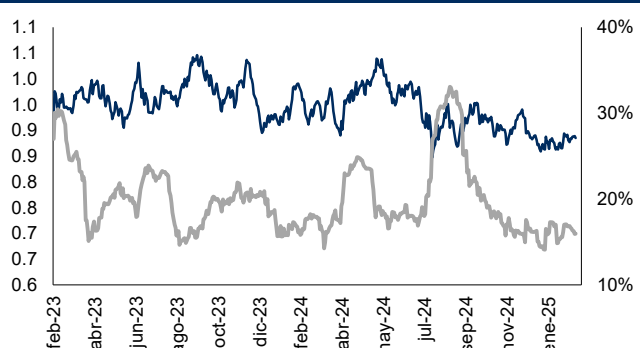
Cobre (USD / libra) Cierre: 4.324 Volat.: 13.3%



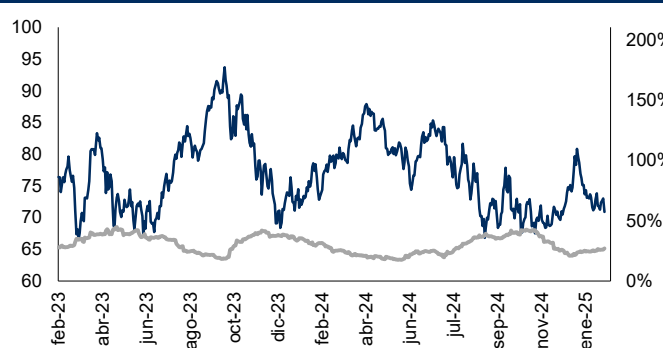
Zinc (USD / libra) Cierre: 1.308 Volat.: 16.3%



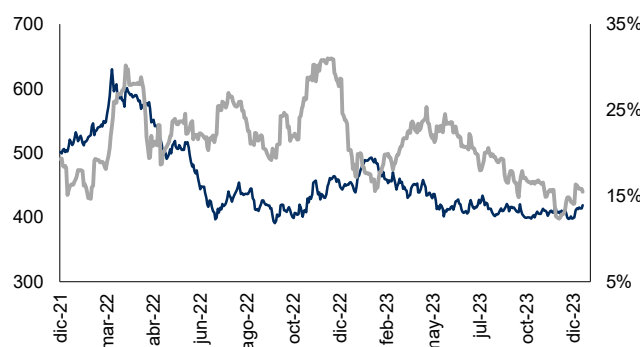
Plomo (USD / libra) Cierre: 0.885 Volat.: 16.0%



WTI (USD / barril) Cierre: 70.870 Volat.: 26.8%



Acero (Indice) Cierre: 465.475 Volat.: 11.5%



Metal	Ultimo	7d	30d	Acumulado
Oro	2936.03	1.83%	6.58%	11.90%
Plata	32.54	1.25%	5.69%	12.69%
Cobre	4.32	1.03%	3.96%	8.38%
Plomo	0.89	0.12%	0.82%	1.61%
Zinc	1.31	2.98%	0.47%	-3.83%
WTI	70.87	-0.46%	-7.0%	-2.30%
Acero	465.47	1.40%	2.54%	6.28%

Cifras al 21 de febrero del 2025.