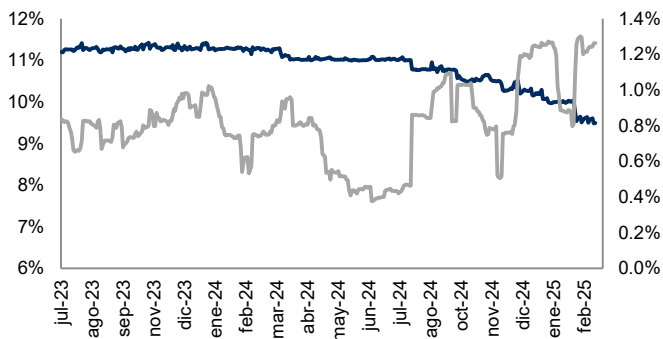
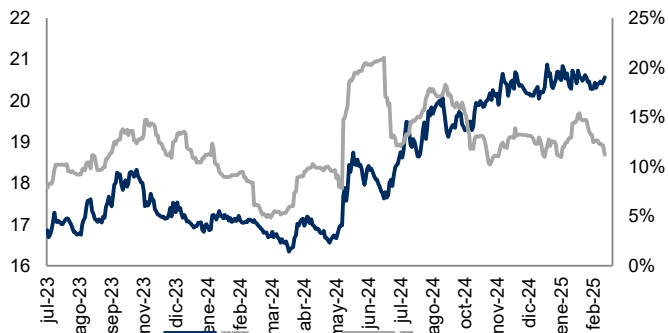


Monitor de Mercados Financieros

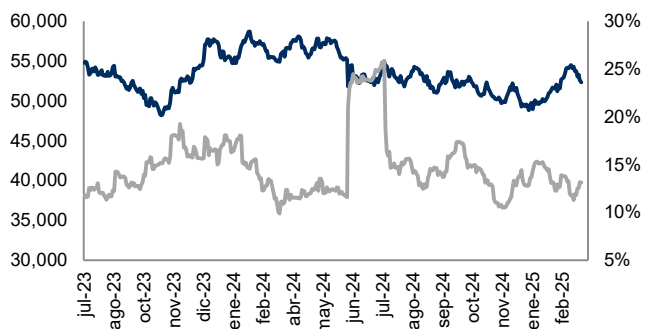
ABs y Volatilidad Cierre: 9.5% Volat: 1.3%



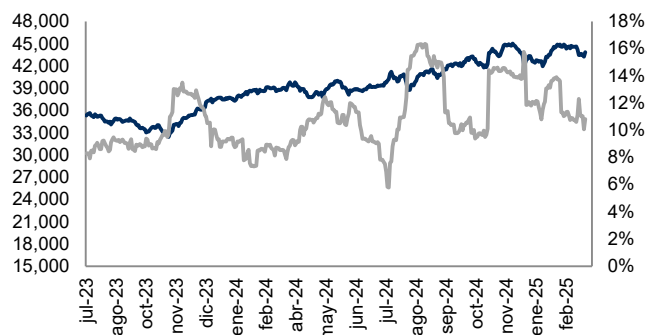
Tipo Cambio y Volatilidad Cierre: 20.5630 Volat: 11.2%



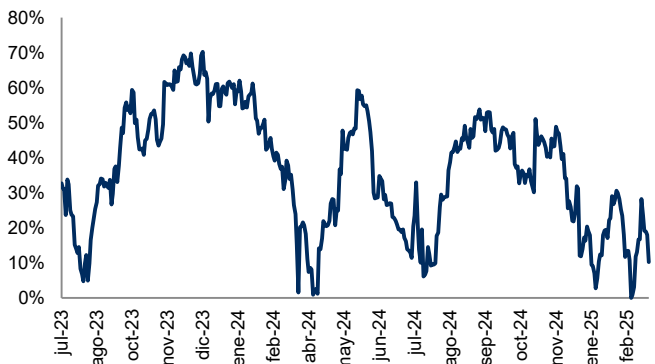
IPC y Volatilidad Cierre: 52,325.73 Volat: 13.1%



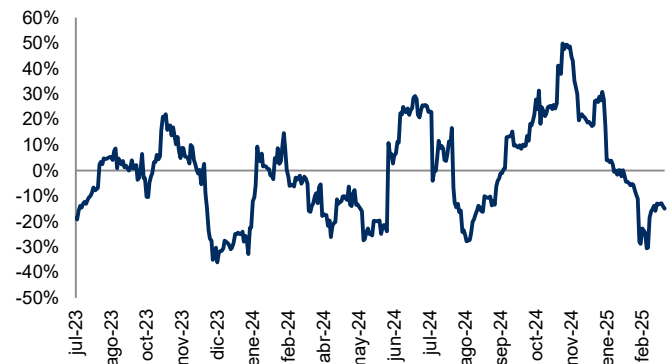
DJI y Volatilidad Cierre: 43,840.91 Volat: 10.8%



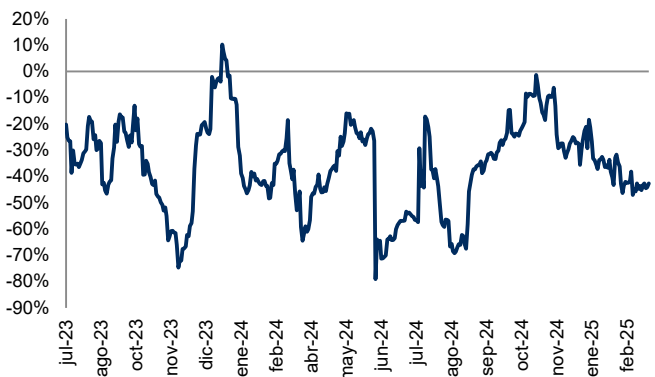
Correlación entre IPC y DJI Correl: 10.2%



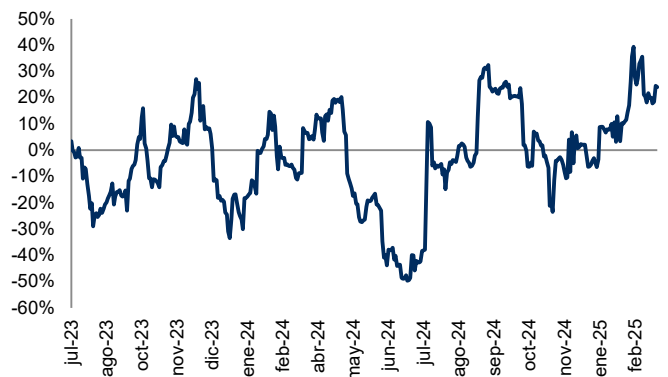
Correlación entre Tipo Cambio y ABs Correl: -15.0%



Correlación entre IPC y Tipo Cambio Correl: -42.7%

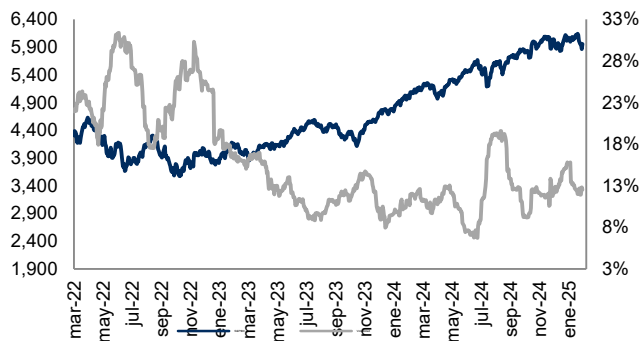


Correlación entre IPC y Abs Correl: 24.0%

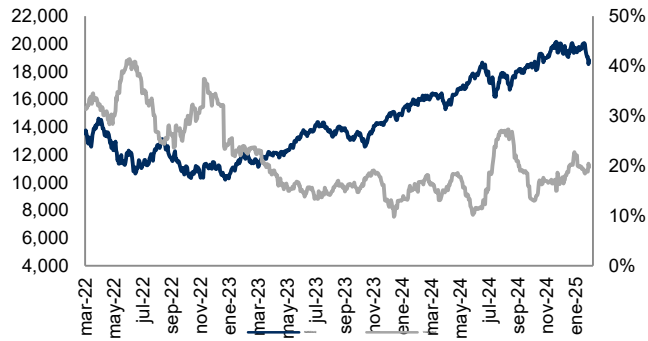


Monitor de Mercados

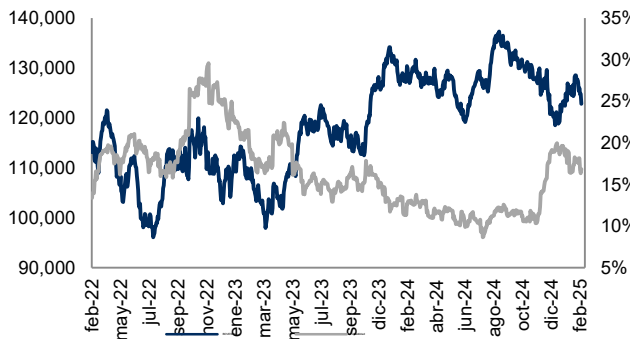
S&P 500 (EUA) Cierre: 5,954.50 Volat: 12.5%



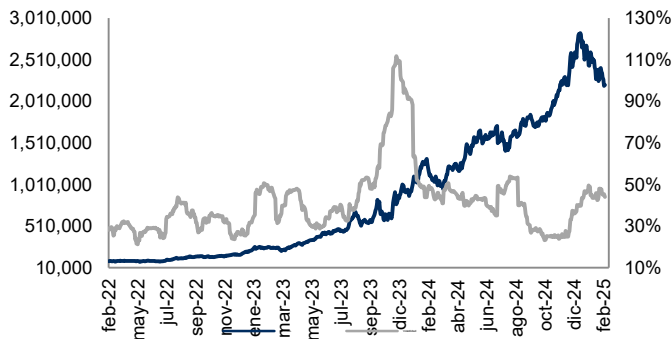
NASDAQ (EUA) Cierre: 18,847.28 Volat: 19.7%



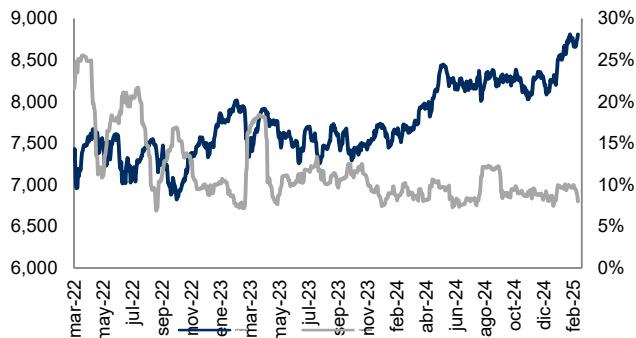
BOVESPA (Sao Paulo) Cierre: 122,799.09 Volat: 16.8%



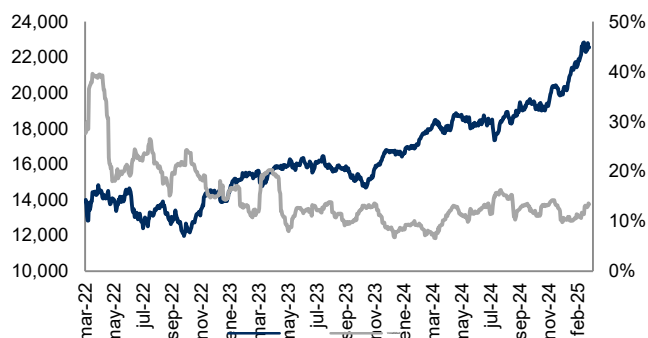
MERVAL (Buenos Aires) Cierre: 2,205,800.50 Volat: 44.0%



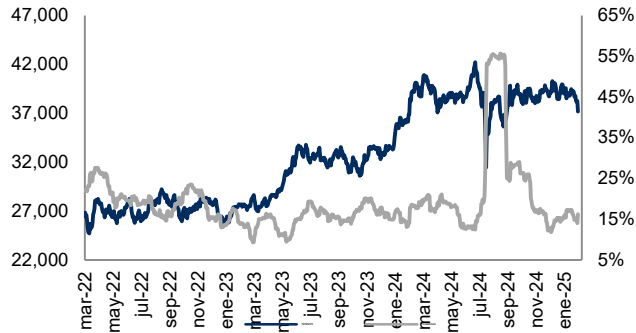
FTSE-100 (Londres) Cierre: 8,809.74 Volat: 8.0%



DAX (Frankfurt) Cierre: 22,551.43 Volat: 13.4%



NIKKEI-225 (Tokio) Cierre: 37,155.50 Volat: 16.2%



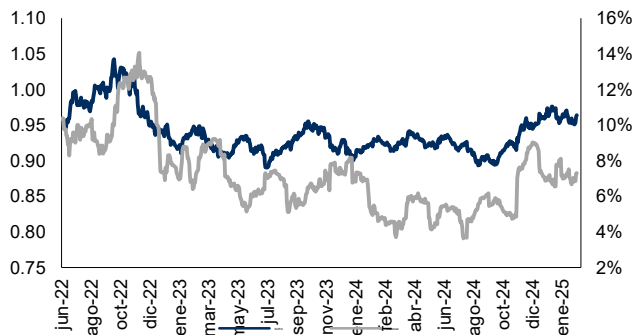
Índice	Rend. 7d	Rend. 30d	Rend. Año
S&P 500	-0.98%	-1.40%	1.24%
NASDAQ	-3.47%	-4.00%	-2.40%
BOVESPA	-5.92%	-1.00%	7.27%
MERVAL	-7.17%	-14.36%	-15.68%
FTSE100	1.31%	4.04%	8.26%
DAX	0.38%	3.76%	13.56%
NIKK225	-5.01%	-2.87%	-2.77%
IPC	-3.20%	1.34%	7.14%
DJI	0.95%	-1.95%	3.05%
CAC40	-1.32%	2.58%	10.18%
HANGSENG	-2.40%	13.63%	14.21%
TSE300	-0.73%	-0.62%	2.09%
IBEX	2.23%	8.15%	15.40%

Cifras al 28 de febrero de 2025. Índices en USD.

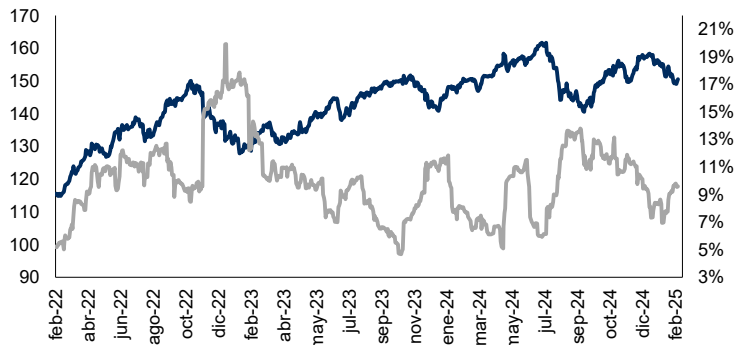


Monitor de Divisas

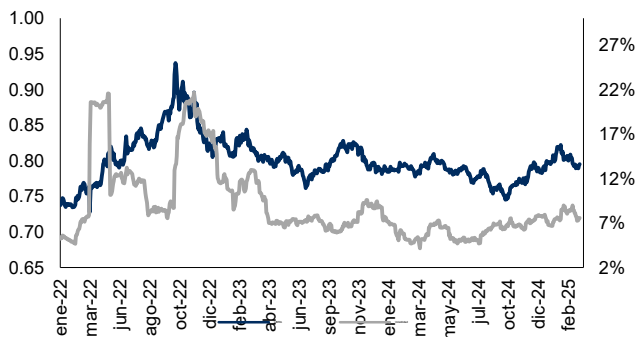
Euro (€) Cierre: 0.96 Volat: 7.3%



Yen Japonés (¥) Cierre: 150.60 Volat: 9.6%



Libra Esterlina (£) Cierre: 0.80 Volat: 7.6%



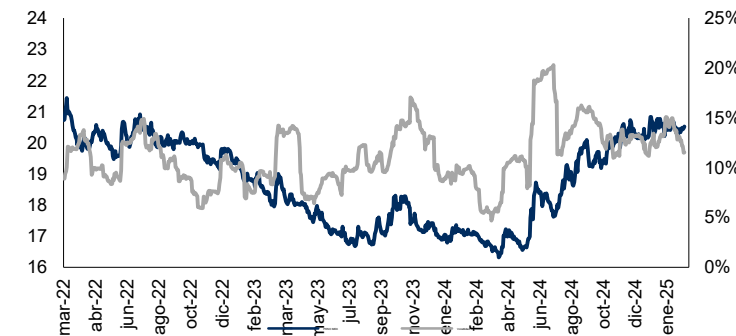
Real Brasileño Cierre: 5.89 Volat: 9.8%



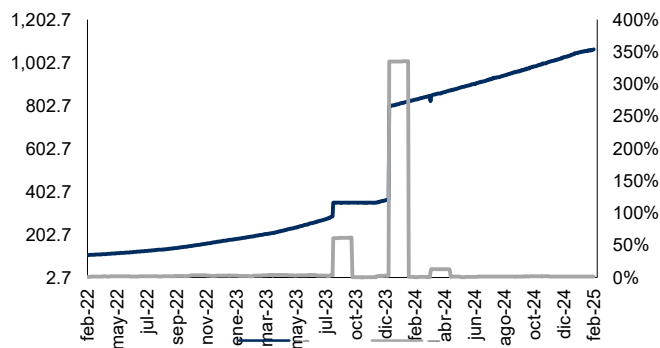
Dólar Canadiense Cierre: 1.45 Volat: 7.3%



Peso Mexicano Cierre: 20.53 Volat: 11.5%



Peso Argentino Cierre: 1,063.50 Volat: 1.9%



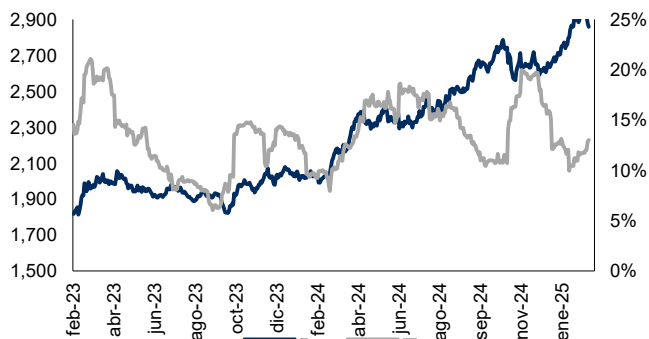
Moneda	Ultimo	7d	30d	Acumulado
Euro	0.96	-0.79%	-0.44%	0.25%
Yen	150.60	-0.87%	3.03%	4.40%
Libra	0.80	-0.42%	1.06%	0.44%
Real	5.89	-2.60%	-0.49%	5.08%
Dólar Can	1.45	-1.69%	-0.31%	-0.59%
Peso Mex	20.53	-0.92%	0.13%	1.49%
Peso Arg	1,063.50	-0.49%	-1.18%	-3.15%

Cifras al 28 de febrero de 2025. Cotizaciones con respecto al USD.



Monitor de Metales y Otros Commodities

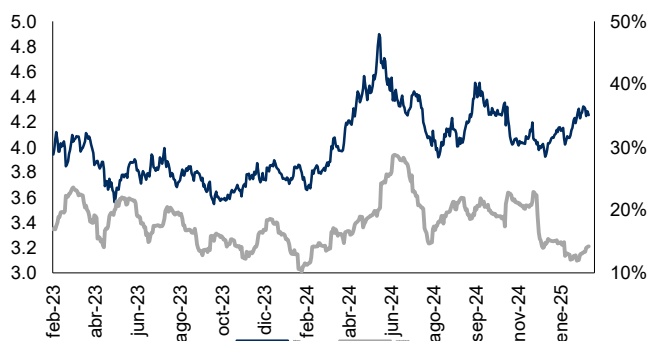
Oro (USD / T. Oz.) Cierre: 2,858.450 Volat.: 13.0%



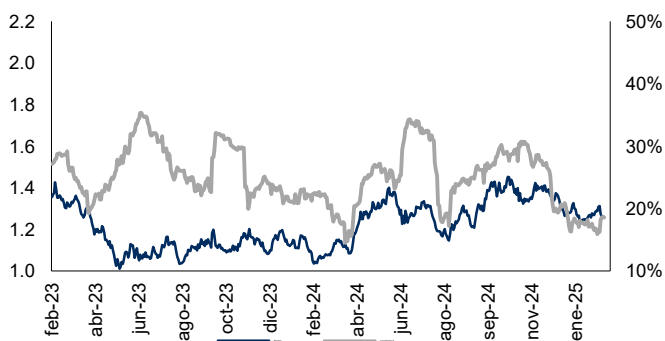
Plata (USD / T. Oz.) Cierre: 31.152 Volat.: 19.0%



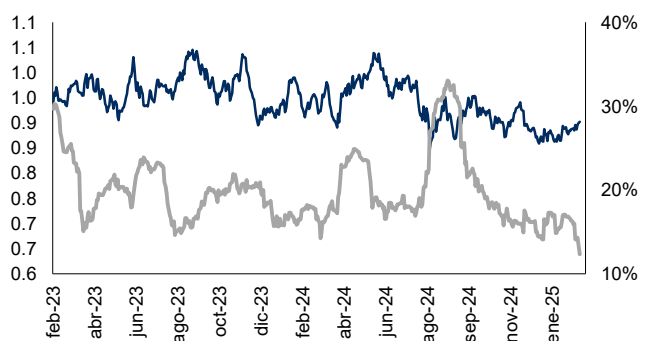
Cobre (USD / libra) Cierre: 4.255 Volat.: 14.2%



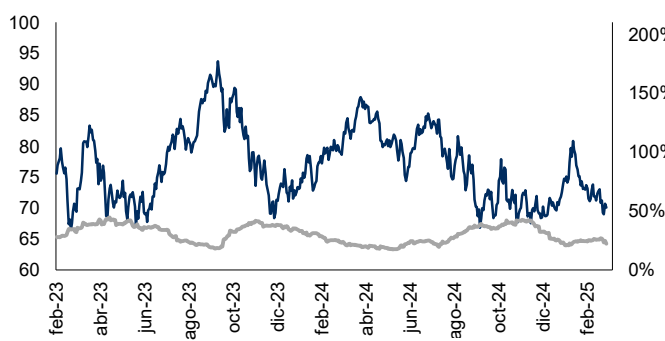
Zinc (USD / libra) Cierre: 1.260 Volat.: 18.6%



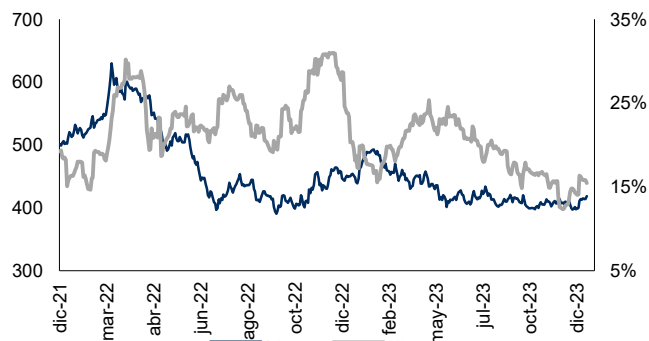
Plomo (USD / libra) Cierre: 0.902 Volat.: 12.3%



WTI (USD / barril) Cierre: 70.070 Volat.: 22.4%



Acero (Indice) Cierre: 454.287 Volat.: 12.1%



Metal	Ultimo	7d	30d	Acumulado
Oro	2858.45	-2.64%	3.60%	8.94%
Plata	31.15	-4.26%	1.08%	7.89%
Cobre	4.26	-1.58%	5.87%	6.67%
Plomo	0.90	1.93%	4.59%	3.58%
Zinc	1.26	-3.65%	1.95%	-7.34%
WTI	70.07	-1.13%	-4.1%	-3.41%
Acero	454.29	-2.40%	1.49%	3.72%

Cifras al 28 de febrero del 2025.



Valores Mexicanos Casa de Bolsa, S.A. de C.V.