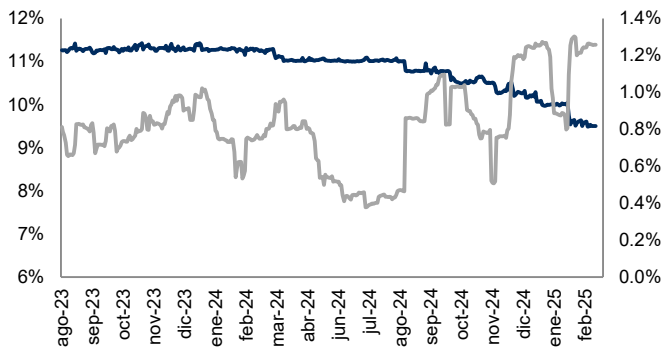
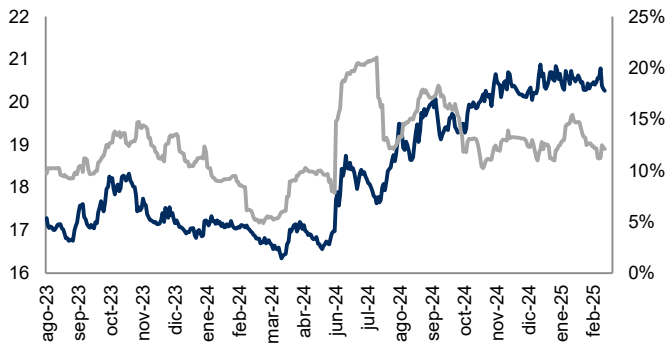


# Monitor de Mercados Financieros

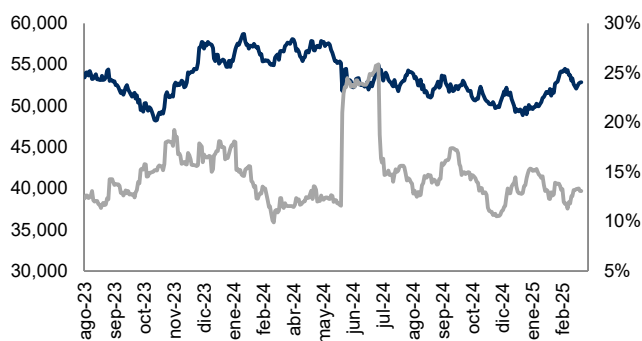
**ABs y Volatilidad** Cierre: 9.5% Volat: 1.3%



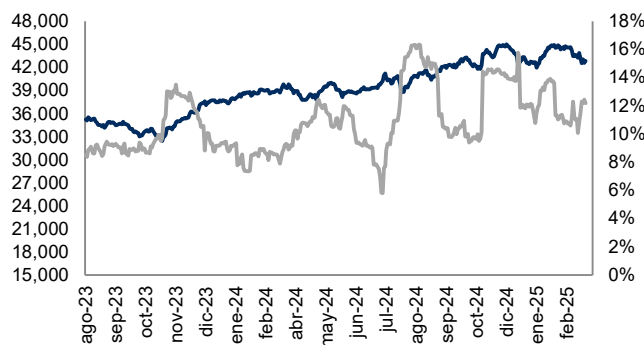
**Tipo Cambio y Volatilidad** Cierre: 20.2600 Volat: 12.1%



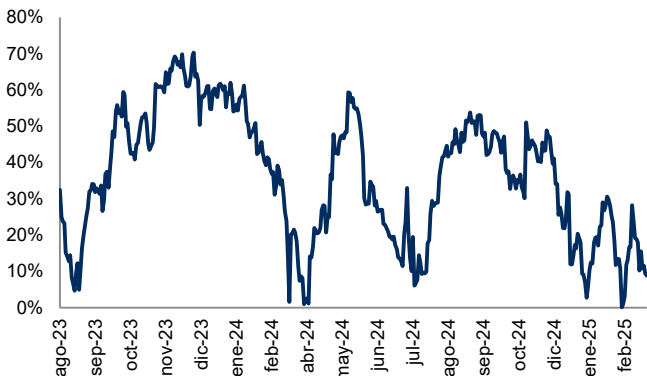
**IPC y Volatilidad** Cierre: 52,839.63 Volat: 13.1%



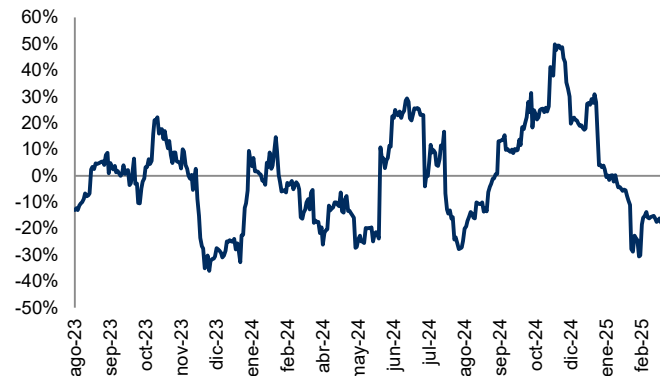
**DJI y Volatilidad** Cierre: 42,801.72 Volat: 12.2%



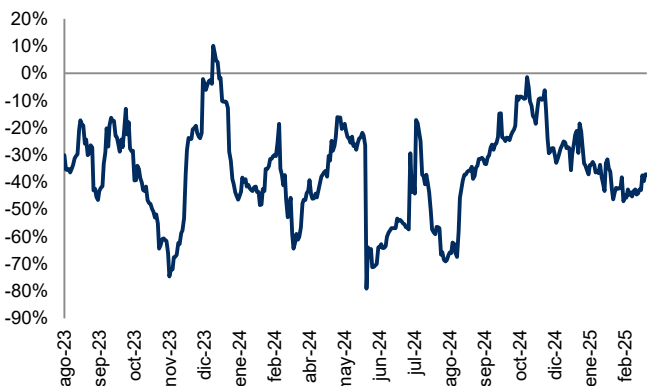
**Correlación entre IPC y DJI** Correl: 8.8%



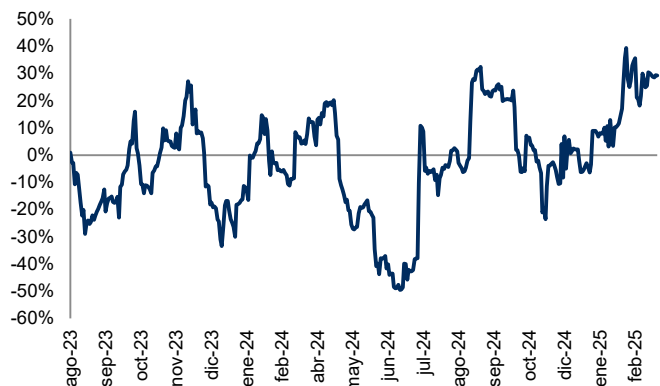
**Correlación entre Tipo Cambio y ABs** Correl: -18.5%



**Correlación entre IPC y Tipo Cambio** Correl: -37.2%

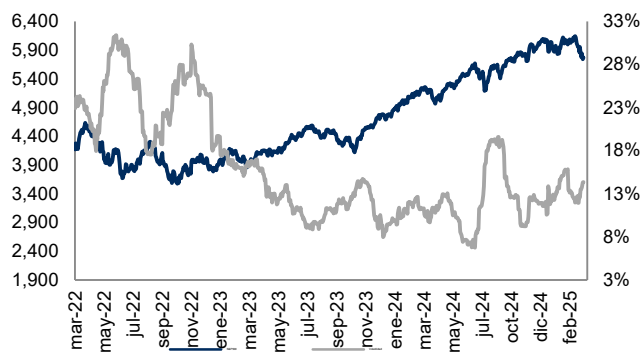


**Correlación entre IPC y Abs** Correl: 29.1%

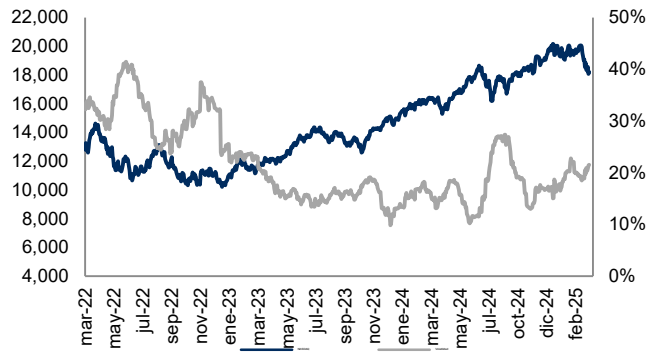


# Monitor de Mercados

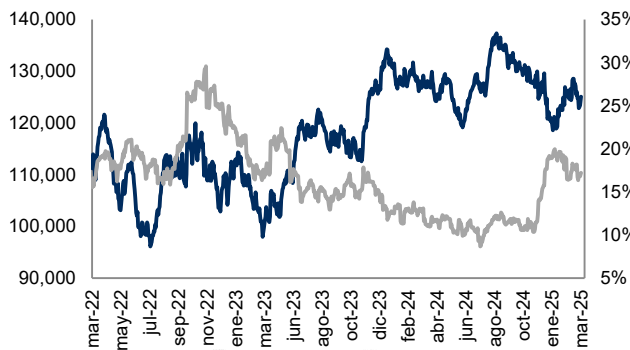
**S&P 500 (EUA)** Cierre: 5,770.20 Volat: 14.3%



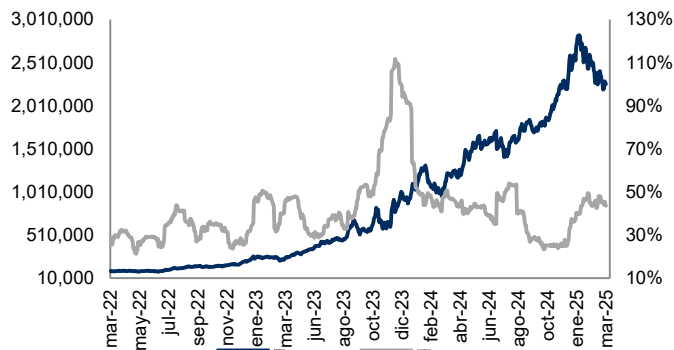
**NASDAQ (EUA)** Cierre: 18,196.22 Volat: 21.5%



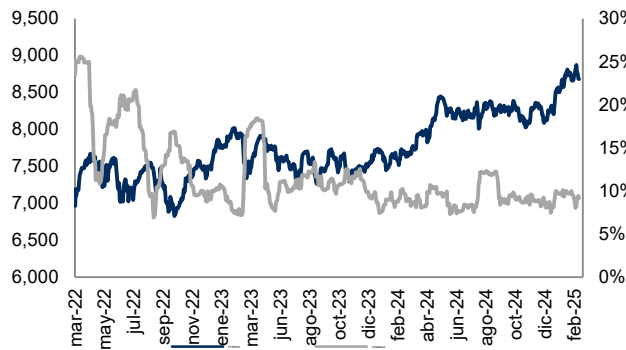
**BOVESPA (Sao Paulo)** Cierre: 125,034.63 Volat: 17.2%



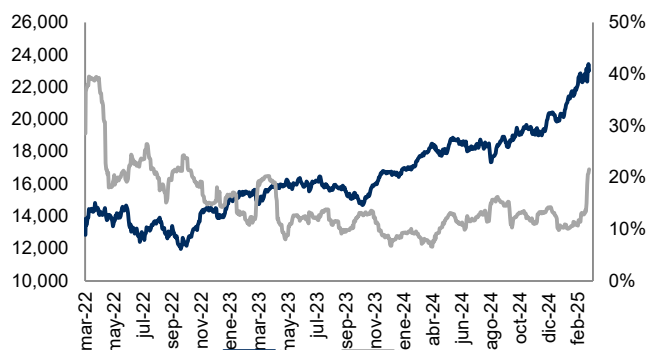
**MERVAL (Buenos Aires)** Cierre: 2,262,289.29 Volat: 43.5%



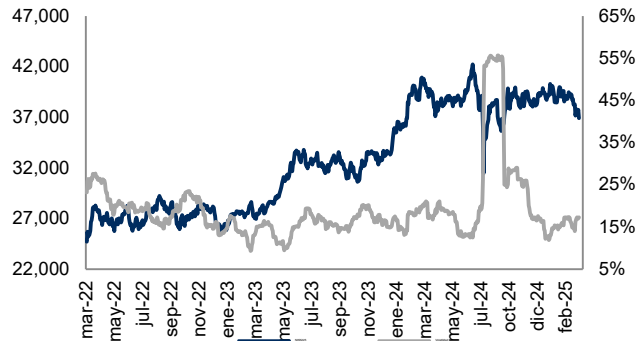
**FTSE-100 (Londres)** Cierre: 8,679.88 Volat: 9.1%



**DAX (Frankfurt)** Cierre: 23,008.94 Volat: 21.6%



**NIKKEI-225 (Tokio)** Cierre: 36,887.17 Volat: 17.2%



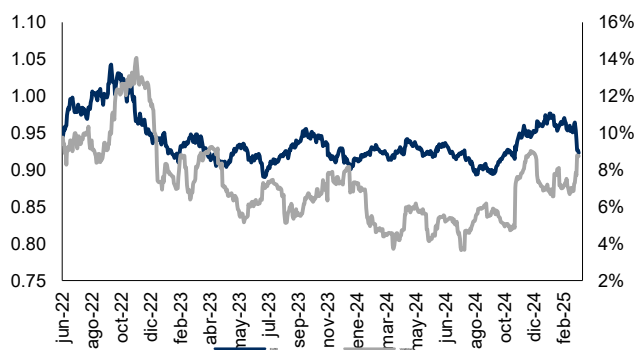
Índice	Rend. 7d	Rend. 30d	Rend. Año
S&P 500	-3.10%	-4.81%	-1.89%
NASDAQ	-3.45%	-7.60%	-5.77%
BOVESPA	3.54%	-0.11%	11.07%
MERVAL	2.44%	-9.64%	-13.62%
FTSE100	1.21%	4.05%	9.58%
DAX	6.52%	11.04%	20.96%
NIKK225	1.00%	-2.11%	-1.79%
IPC	2.45%	4.21%	9.77%
DJI	-2.37%	-4.62%	0.61%
CAC40	4.52%	7.20%	15.16%
HANGSENG	5.73%	17.89%	20.76%
TSE300	-1.90%	-3.58%	0.15%
IBEX	3.70%	10.16%	19.67%

Cifras al 07 de marzo de 2025. Índices en USD.

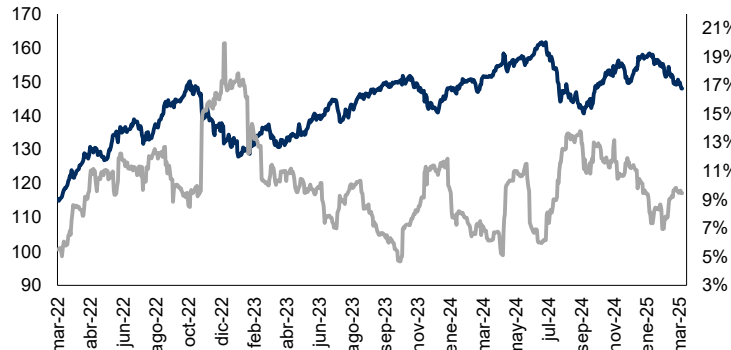


# Monitor de Divisas

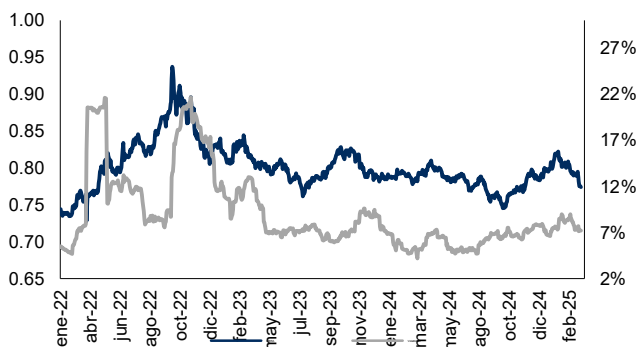
**Euro (€)** Cierre: 0.92 Volat: 8.7%



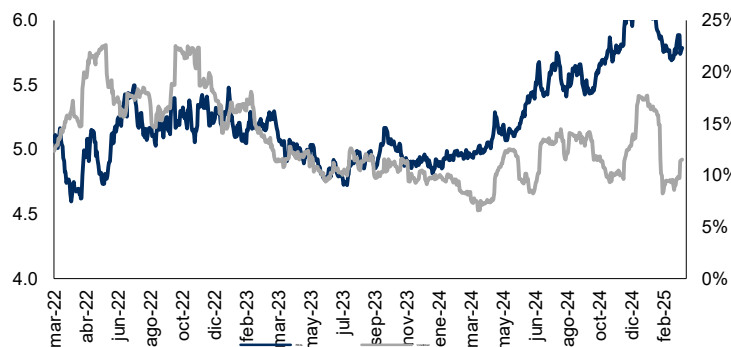
**Yen Japonés (¥)** Cierre: 148.03 Volat: 9.5%



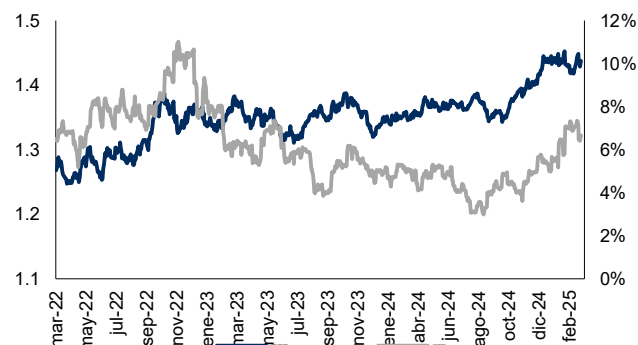
**Libra Esterlina (£)** Cierre: 0.77 Volat: 7.2%



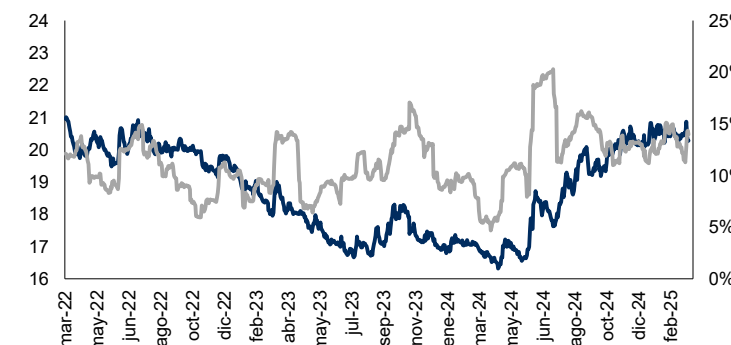
**Real Brasileño** Cierre: 5.79 Volat: 11.5%



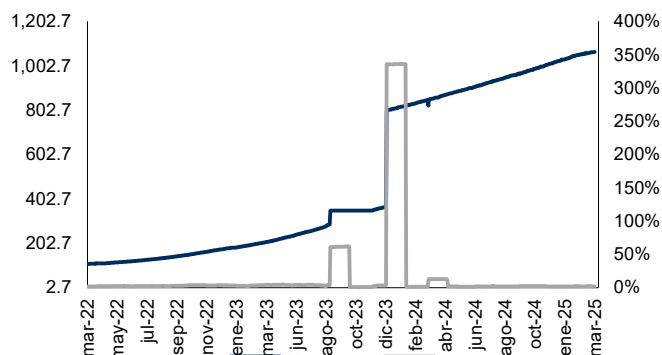
**Dólar Canadiense** Cierre: 1.44 Volat: 6.7%



**Peso Mexicano** Cierre: 20.29 Volat: 14.0%



**Peso Argentino** Cierre: 1,064.75 Volat: 1.7%



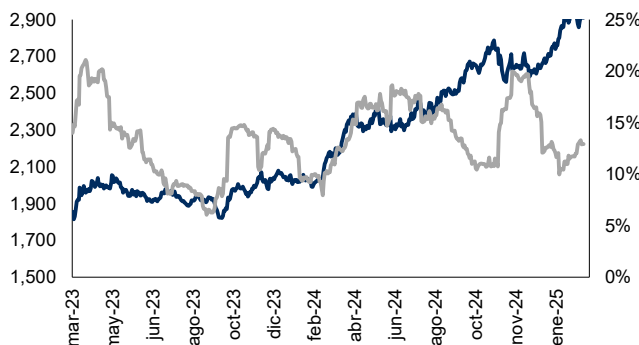
Moneda	Último	7d	30d	Acumulado
<b>Euro</b>	0.92	4.40%	4.17%	4.67%
<b>Yen</b>	148.03	1.74%	3.05%	6.21%
<b>Libra</b>	0.77	2.73%	3.38%	3.18%
<b>Real</b>	5.79	1.69%	0.29%	6.85%
<b>Dólar Can</b>	1.44	0.61%	-0.42%	0.02%
<b>Peso Mex</b>	20.29	1.20%	1.77%	2.70%
<b>Peso Arg</b>	1,064.75	-0.12%	-1.03%	-3.26%

Cifras al 07 de marzo de 2025. Cotizaciones con respecto al USD.

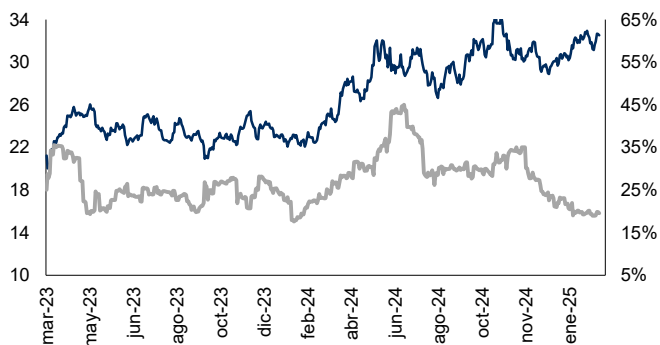


# Monitor de Metales y Otros Commodities

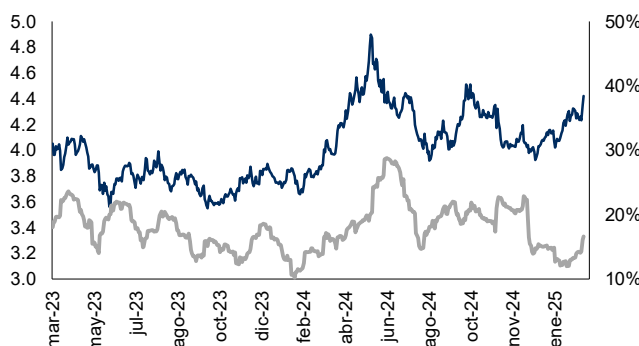
**Oro (USD / T. Oz.)** Cierre: 2,911.480 Volat.: 12.9%



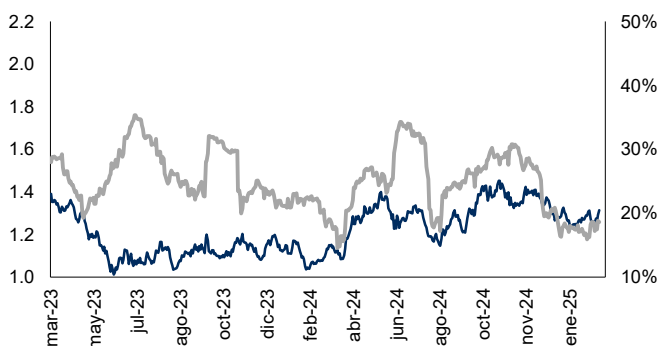
**Plata (USD / T. Oz.)** Cierre: 32.527 Volat.: 19.6%



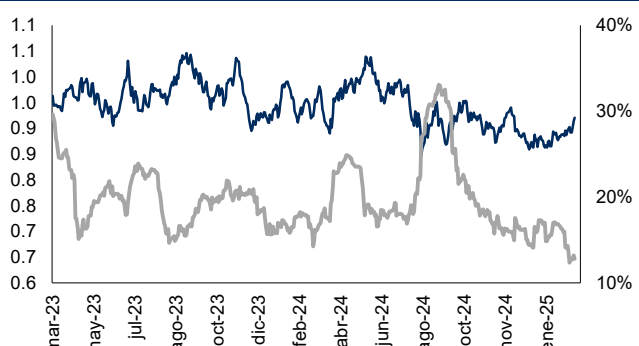
**Cobre (USD / libra)** Cierre: 4.422 Volat.: 16.6%



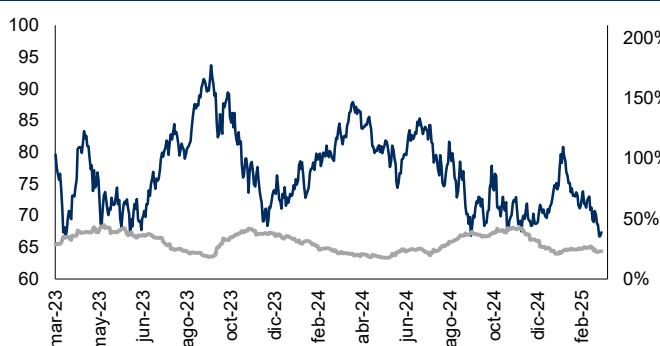
**Zinc (USD / libra)** Cierre: 1.314 Volat.: 18.6%



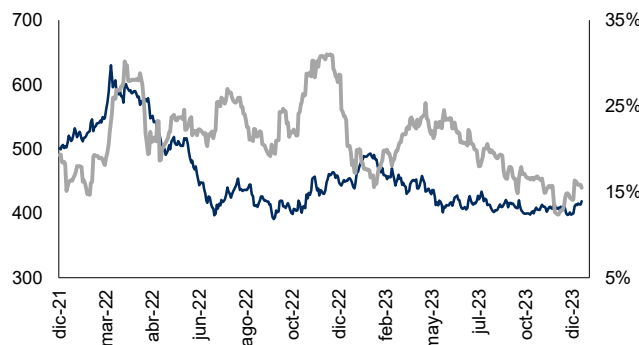
**Plomo (USD / libra)** Cierre: 0.920 Volat.: 12.8%



**WTI (USD / barril)** Cierre: 67.390 Volat.: 23.0%



**Acero (Indice)** Cierre: 470.020 Volat.: 13.6%



Metal	Ultimo	7d	30d	Acumulado
Oro	2911.48	1.86%	1.58%	10.96%
Plata	32.53	4.41%	0.66%	12.65%
Cobre	4.42	3.91%	8.01%	10.83%
Plomo	0.92	2.01%	4.86%	5.66%
Zinc	1.31	4.29%	5.15%	-3.37%
WTI	67.39	-3.82%	-5.8%	-7.10%
Acero	470.02	3.46%	4.12%	7.31%

Cifras al 07 de marzo del 2025.