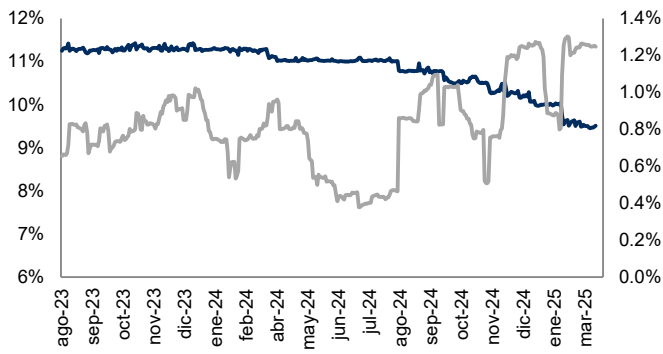


Monitor de Mercados Financieros

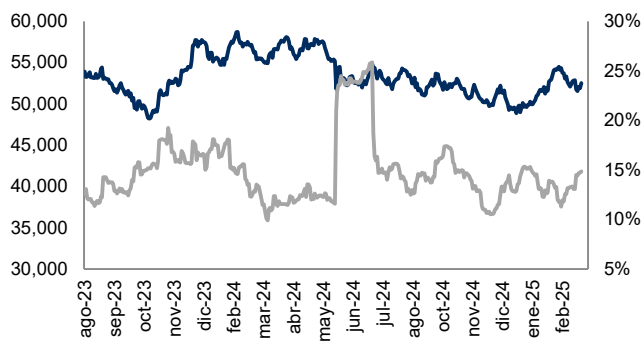
ABs y Volatilidad Cierre: 9.5% Volat: 1.2%



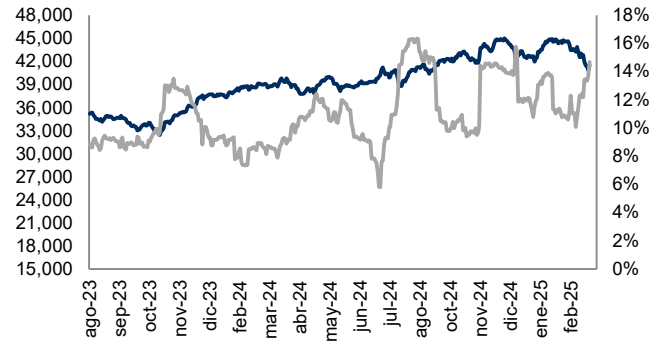
Tipo Cambio y Volatilidad Cierre: 19.9480 Volat: 10.4%



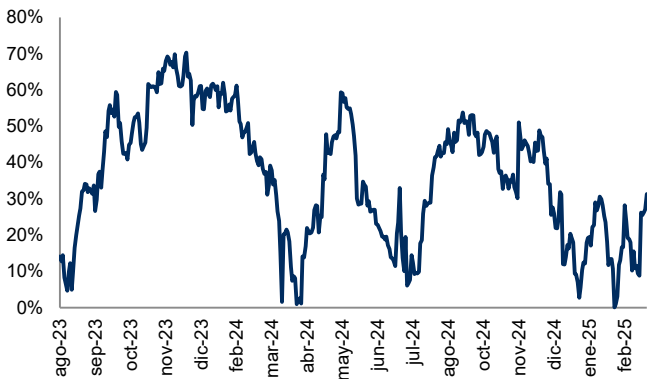
IPC y Volatilidad Cierre: 52,484.28 Volat: 14.8%



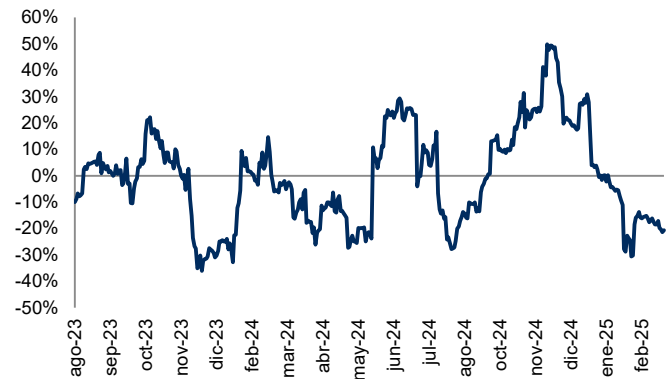
DJI y Volatilidad Cierre: 41,488.19 Volat: 14.7%



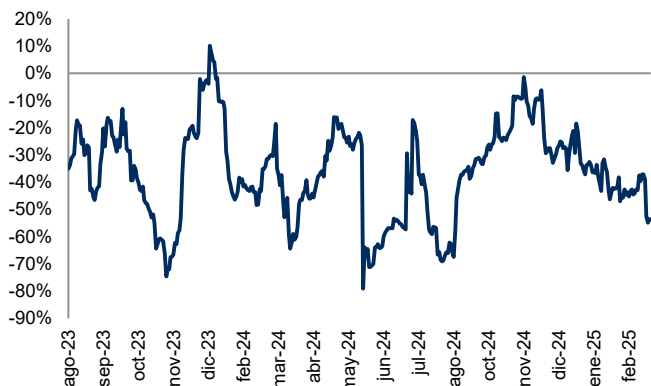
Correlación entre IPC y DJI Correl: 31.3%



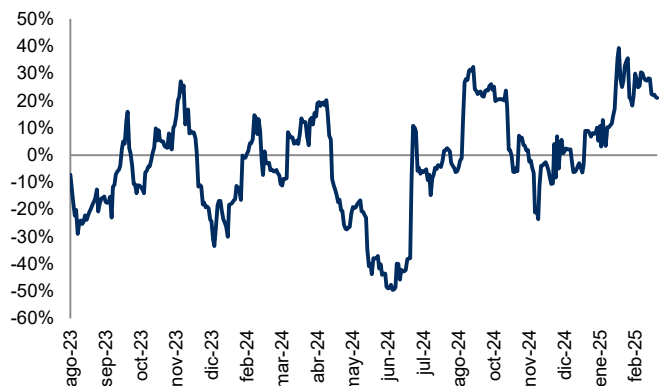
Correlación entre Tipo Cambio y ABs Correl: -20.7%



Correlación entre IPC y Tipo Cambio Correl: -53.7%

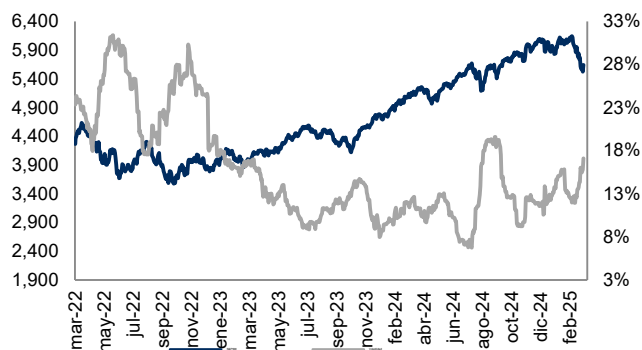


Correlación entre IPC y Abs Correl: 20.9%

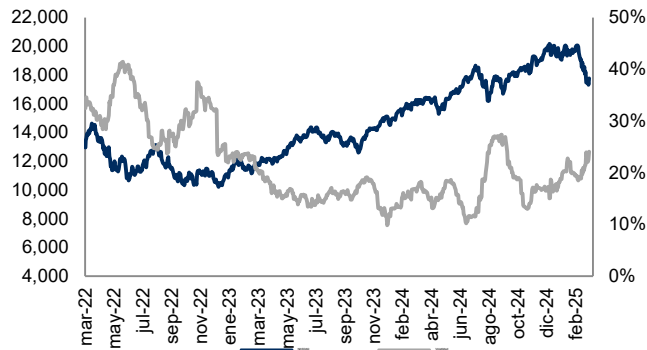


Monitor de Mercados

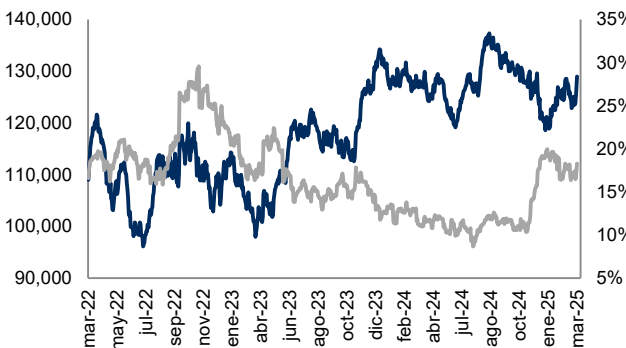
S&P 500 (EUA) Cierre: 5,638.94 Volat: 17.1%



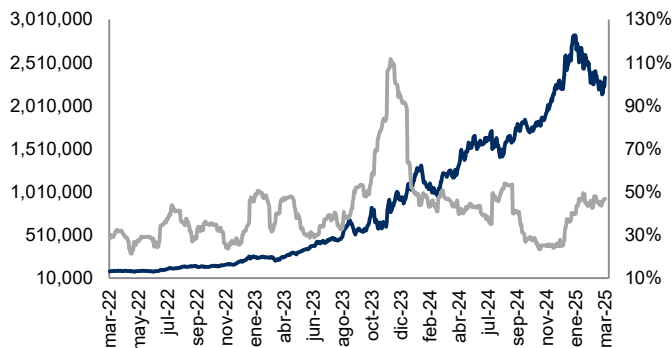
NASDAQ (EUA) Cierre: 17,754.09 Volat: 24.0%



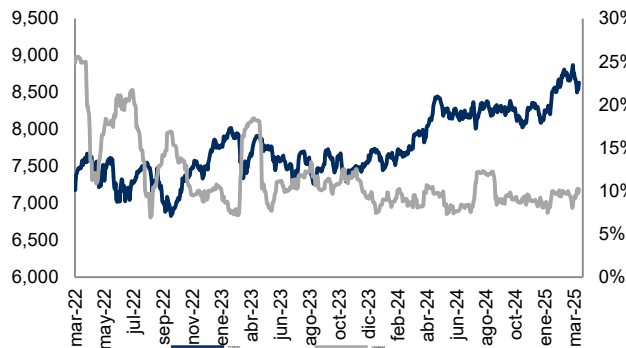
BOVESPA (Sao Paulo) Cierre: 128,957.09 Volat: 18.3%



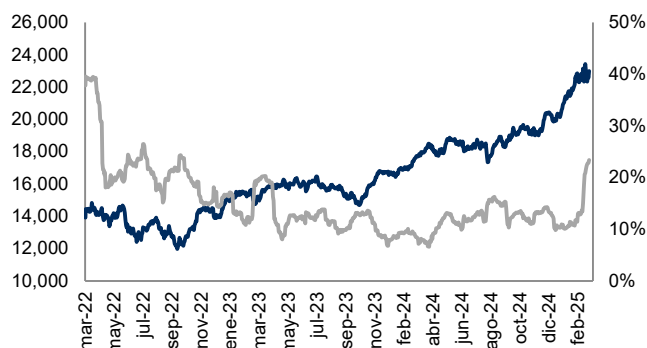
MERVAL (Buenos Aires) Cierre: 2,335,574.83 Volat: 46.7%



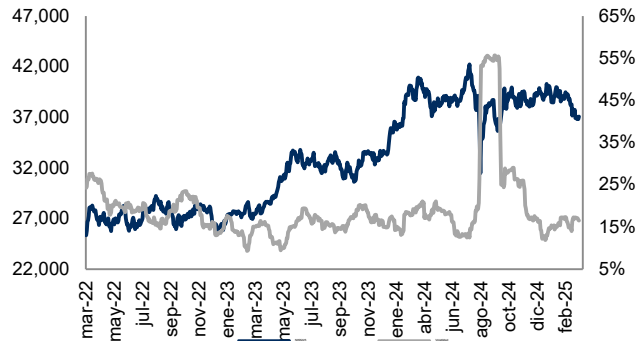
FTSE-100 (Londres) Cierre: 8,632.33 Volat: 10.2%



DAX (Frankfurt) Cierre: 22,986.82 Volat: 23.3%



NIKKEI-225 (Tokio) Cierre: 37,053.10 Volat: 16.5%



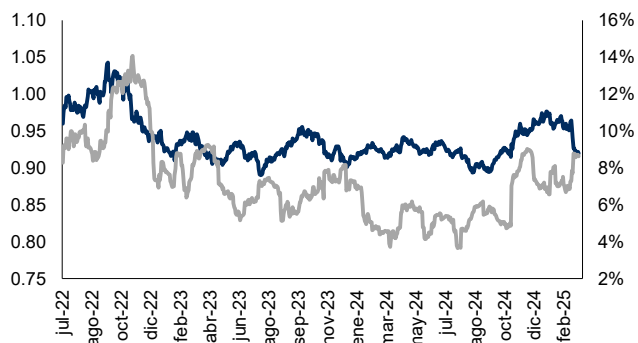
Índice	Rend. 7d	Rend. 30d	Rend. Año
S&P 500	-2.27%	-6.82%	-4.13%
NASDAQ	-2.43%	-9.65%	-8.06%
BOVESPA	4.02%	4.16%	15.53%
MERVAL	3.14%	1.26%	-10.91%
FTSE100	-0.46%	1.87%	9.08%
DAX	0.34%	8.76%	21.37%
NIKK225	0.05%	-1.20%	-1.74%
IPC	0.94%	0.00%	10.80%
DJI	-3.07%	-6.49%	-2.48%
CAC40	-0.71%	4.61%	14.34%
HANGSENG	-1.15%	9.86%	19.36%
TSE300	-0.77%	-4.38%	-0.63%
IBEX	-1.47%	5.55%	17.91%

Cifras al 14 de marzo de 2025. Índices en USD.

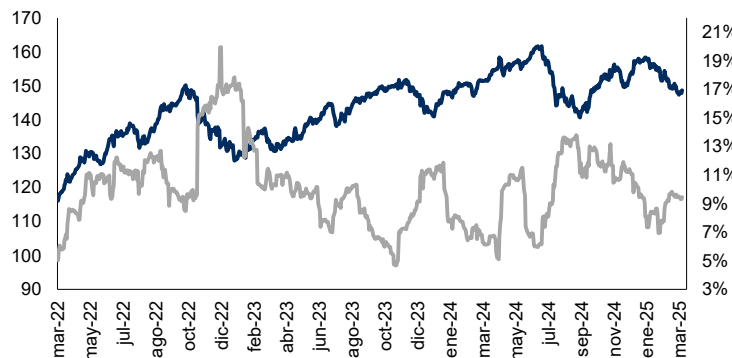


Monitor de Divisas

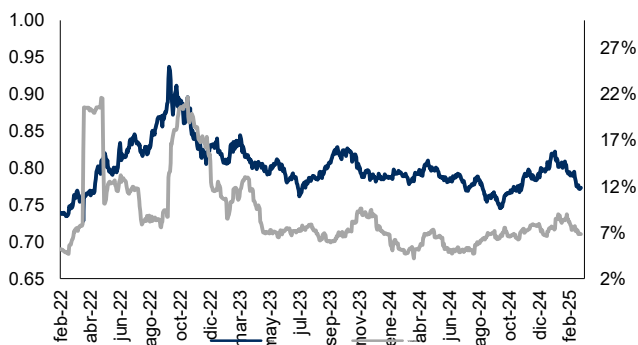
Euro (€) Cierre: 0.92 Volat: 8.6%



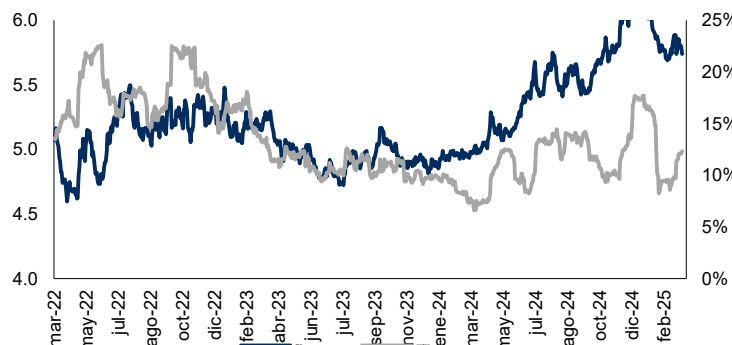
Yen Japonés (¥) Cierre: 148.62 Volat: 9.5%



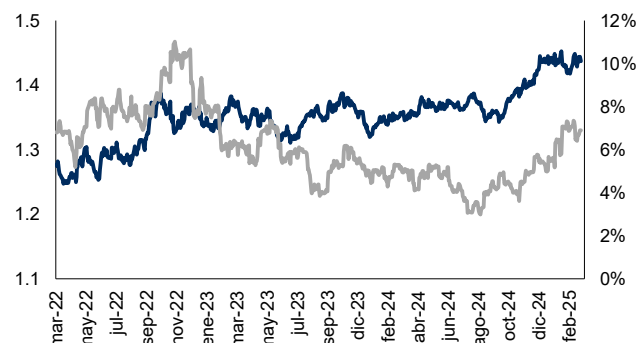
Libra Esterlina (£) Cierre: 0.77 Volat: 6.8%



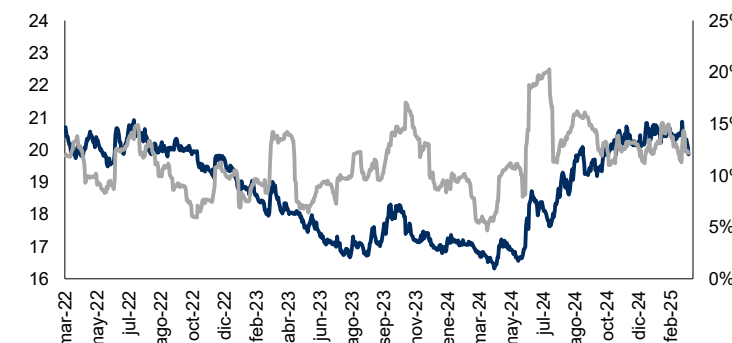
Real Brasileño Cierre: 5.74 Volat: 12.3%



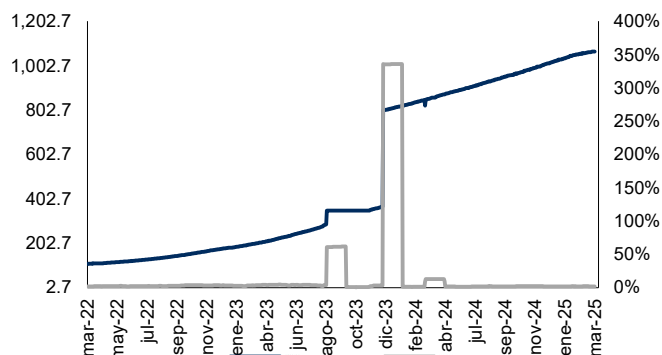
Dólar Canadiense Cierre: 1.44 Volat: 6.9%



Peso Mexicano Cierre: 19.86 Volat: 12.2%



Peso Argentino Cierre: 1,065.75 Volat: 1.5%



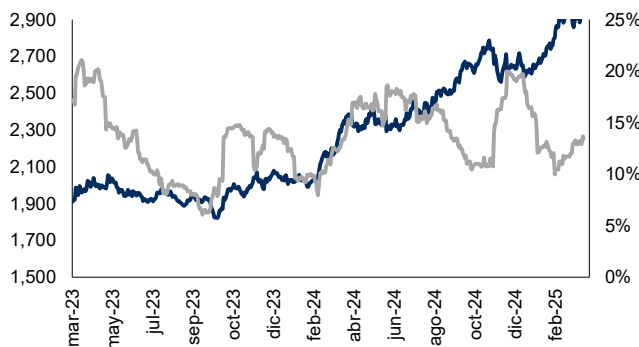
Moneda	Ultimo	7d	30d	Acumulado
Euro	0.92	0.43%	4.79%	5.12%
Yen	148.62	-0.40%	3.90%	5.79%
Libra	0.77	0.09%	3.94%	3.27%
Real	5.74	0.85%	0.46%	7.76%
Dólar Can	1.44	0.06%	-0.45%	0.08%
Peso Mex	19.86	2.16%	3.27%	4.92%
Peso Arg	1,065.75	-0.09%	-0.89%	-3.35%

Cifras al 14 de marzo de 2025. Cotizaciones con respecto al USD.



Monitor de Metales y Otros Commodities

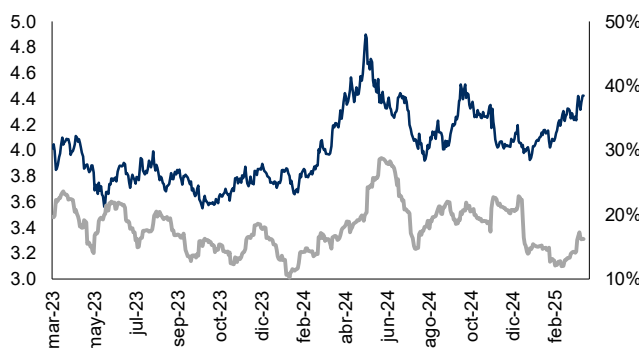
Oro (USD / T. Oz.) Cierre: 2,984.416 Volat.: 13.4%



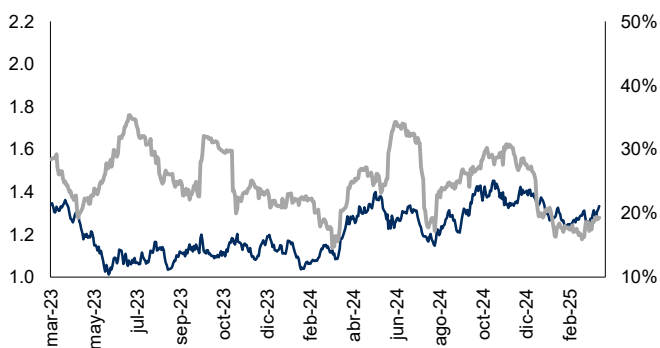
Plata (USD / T. Oz.) Cierre: 33.780 Volat.: 20.5%



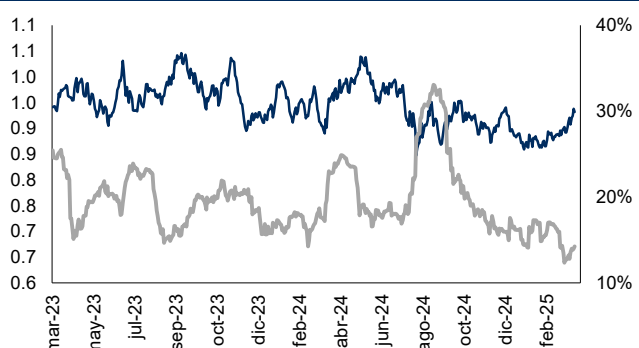
Cobre (USD / libra) Cierre: 4.423 Volat.: 16.2%



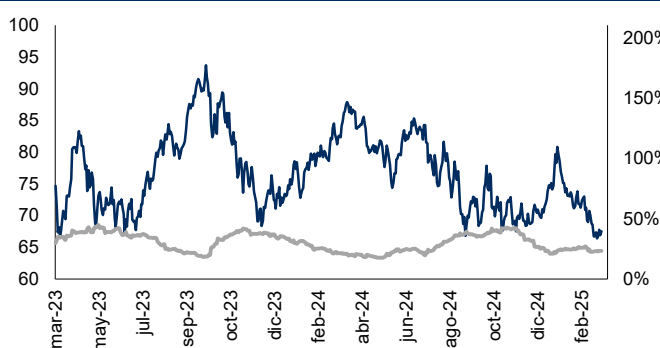
Zinc (USD / libra) Cierre: 1.333 Volat.: 19.3%



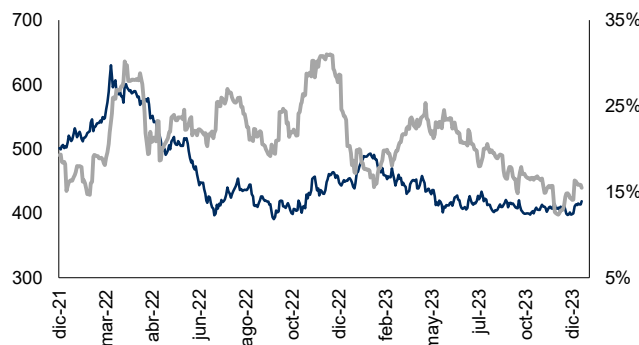
Plomo (USD / libra) Cierre: 0.932 Volat.: 14.2%



WTI (USD / barril) Cierre: 67.530 Volat.: 23.3%



Acero (Indice) Cierre: 473.131 Volat.: 13.0%



Metal	Ultimo	7d	30d	Acumulado
Oro	2984.42	2.51%	2.80%	13.74%
Plata	33.78	3.85%	3.84%	16.99%
Cobre	4.42	0.03%	5.54%	10.87%
Plomo	0.93	1.22%	5.75%	6.95%
Zinc	1.33	1.45%	6.02%	-1.97%
WTI	67.53	0.21%	-6.0%	-6.91%
Acero	473.13	0.66%	3.54%	8.02%

Cifras al 14 de marzo del 2025.