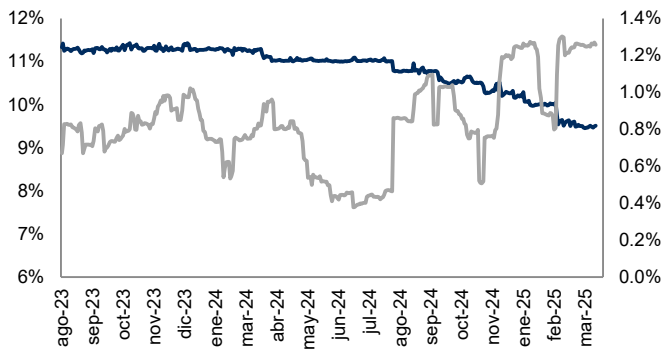
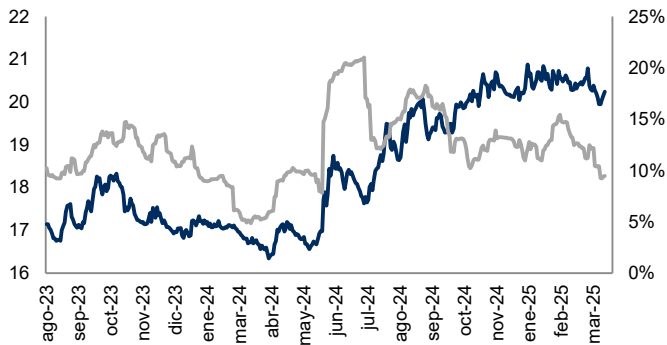


# Monitor de Mercados Financieros

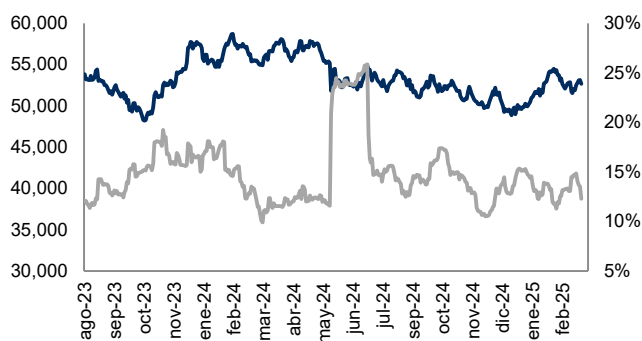
**ABs y Volatilidad** Cierre: 9.5% Volat: 1.3%



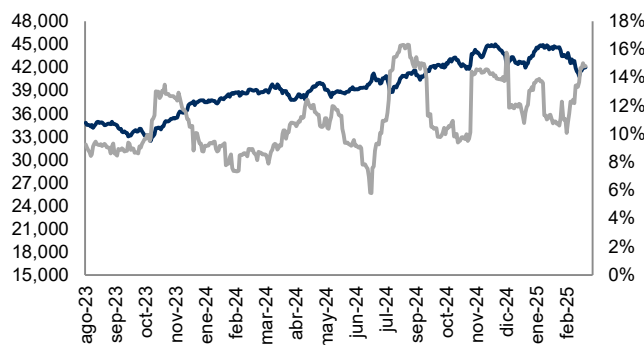
**Tipo Cambio y Volatilidad** Cierre: 20.2410 Volat: 9.5%



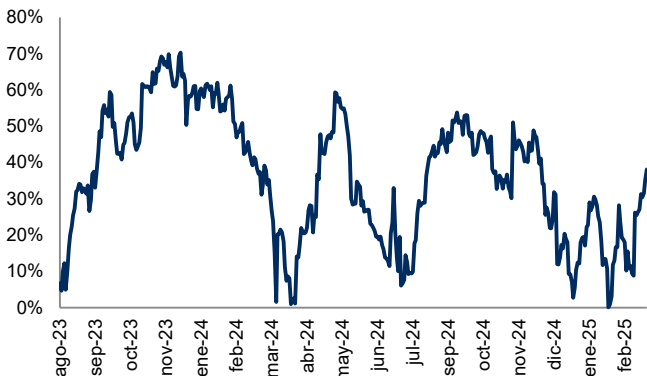
**IPC y Volatilidad** Cierre: 52,672.42 Volat: 12.3%



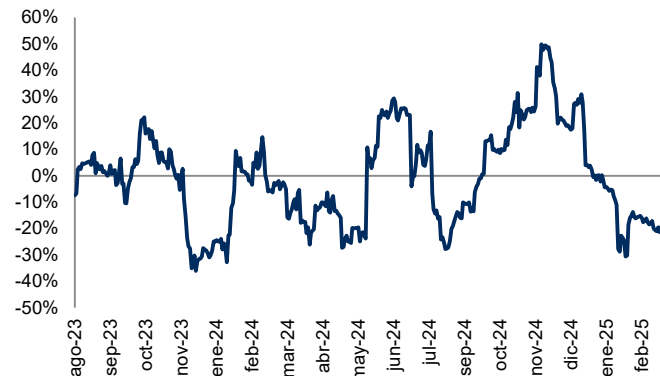
**DJI y Volatilidad** Cierre: 41,985.35 Volat: 14.8%



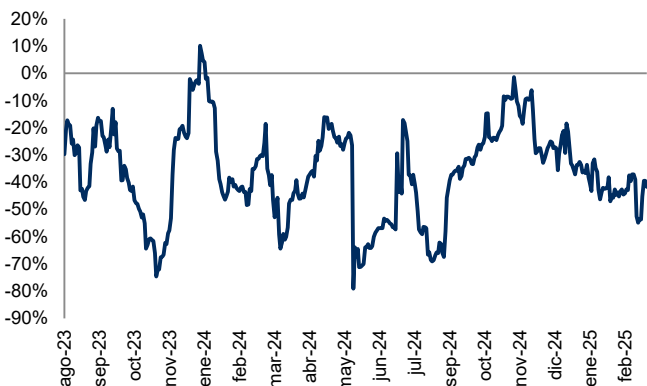
**Correlación entre IPC y DJI** Correl: 38.1%



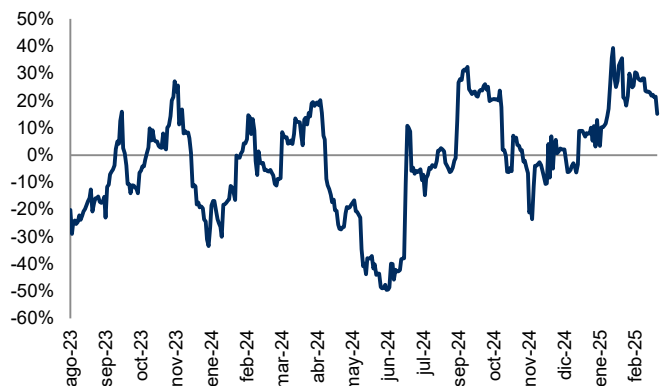
**Correlación entre Tipo Cambio y ABs** Correl: -15.3%



**Correlación entre IPC y Tipo Cambio** Correl: -41.8%

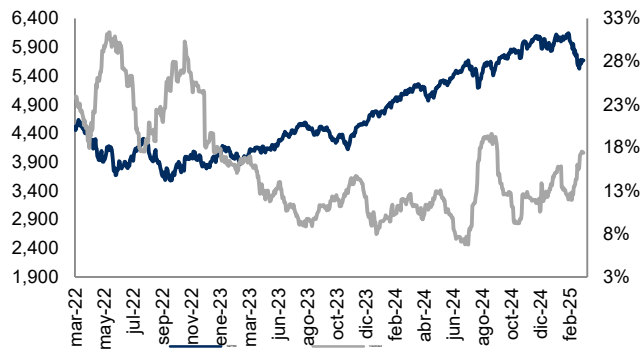


**Correlación entre IPC y Abs** Correl: 15.1%

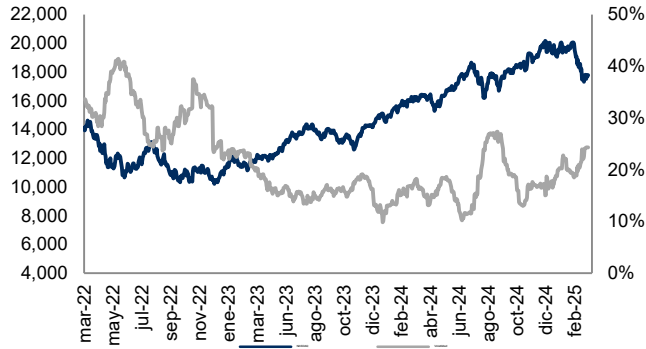


# Monitor de Mercados

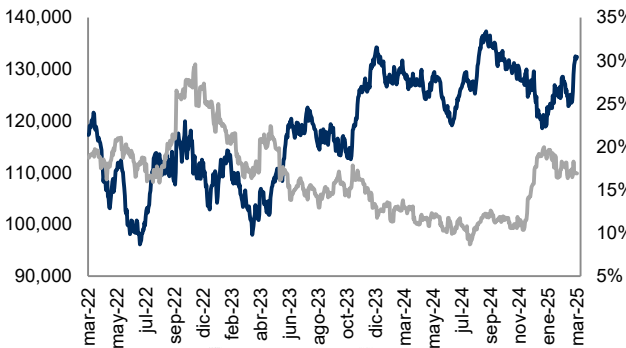
**S&P 500 (EUA)** Cierre: 5,667.56 Volat: 17.4%



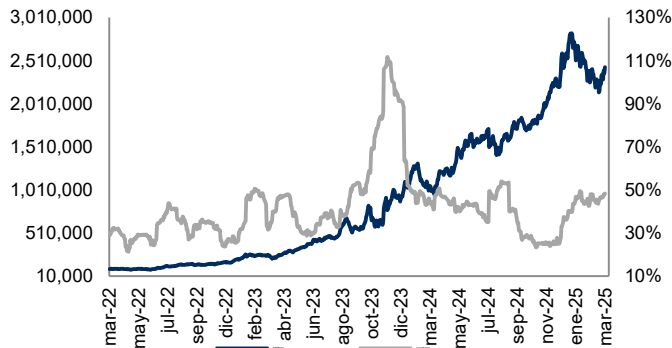
**NASDAQ (EUA)** Cierre: 17,784.05 Volat: 24.3%



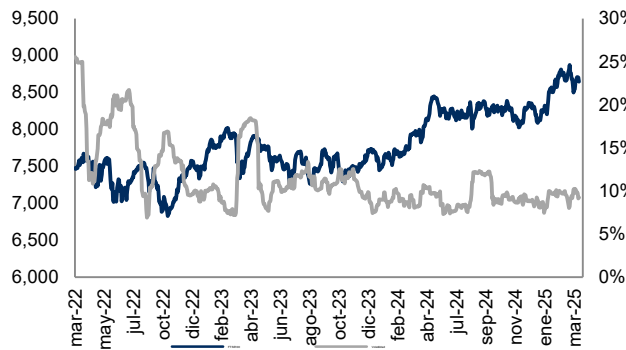
**BOVESPA (Sao Paulo)** Cierre: 132,344.88 Volat: 16.9%



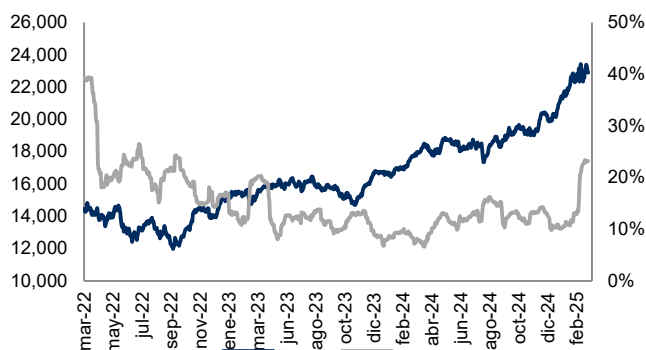
**MERVAL (Buenos Aires)** Cierre: 2,433,538.15 Volat: 48.3%



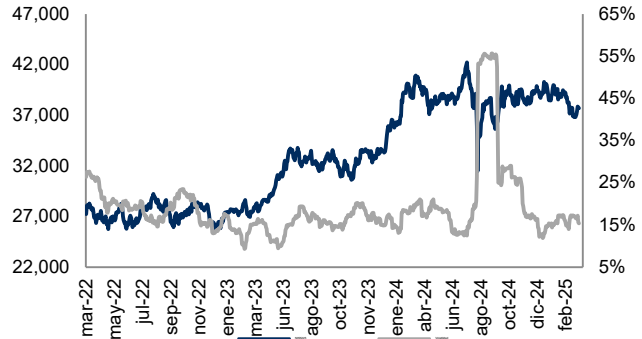
**FTSE-100 (Londres)** Cierre: 8,646.79 Volat: 9.2%



**DAX (Frankfurt)** Cierre: 22,891.68 Volat: 23.2%



**NIKKEI-225 (Tokio)** Cierre: 37,677.06 Volat: 15.4%



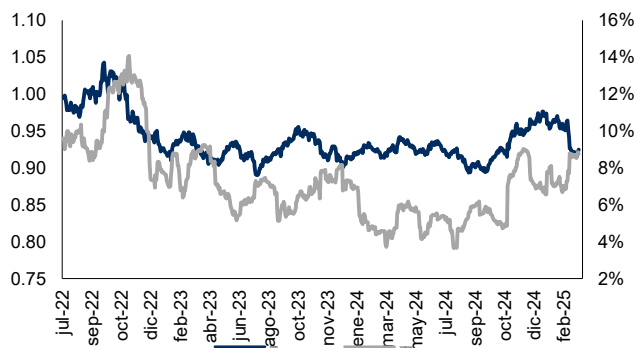
| Índice   | Rend. 7d | Rend. 30d | Rend. Año |
|----------|----------|-----------|-----------|
| S&P 500  | 0.51%    | -7.76%    | -3.64%    |
| NASDAQ   | 0.17%    | -11.33%   | -7.91%    |
| BOVESPA  | 2.80%    | 3.82%     | 18.76%    |
| MERVAL   | 3.94%    | 0.39%     | -7.40%    |
| FTSE100  | 0.06%    | 1.87%     | 9.14%     |
| DAX      | -1.01%   | 5.89%     | 20.15%    |
| NIKK225  | 1.21%    | -2.41%    | -0.55%    |
| IPC      | -1.18%   | -1.63%    | 9.49%     |
| DJI      | 1.20%    | -5.92%    | -1.31%    |
| CAC40    | -0.42%   | 2.91%     | 13.87%    |
| HANGSENG | -1.13%   | 3.30%     | 18.01%    |
| TSE300   | 1.83%    | -3.35%    | 1.19%     |
| IBEX     | 2.04%    | 7.15%     | 20.31%    |

Cifras al 21 de marzo de 2025. Índices en USD.

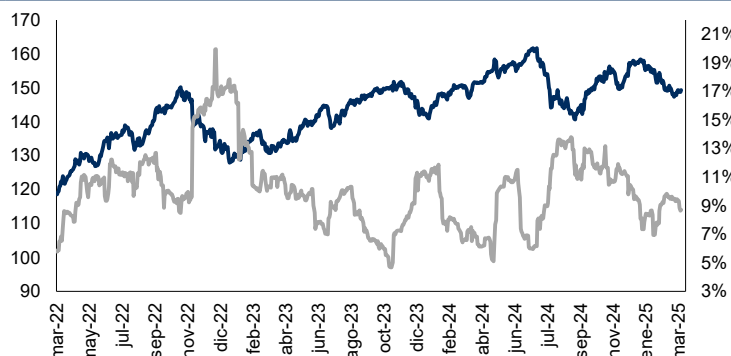


# Monitor de Divisas

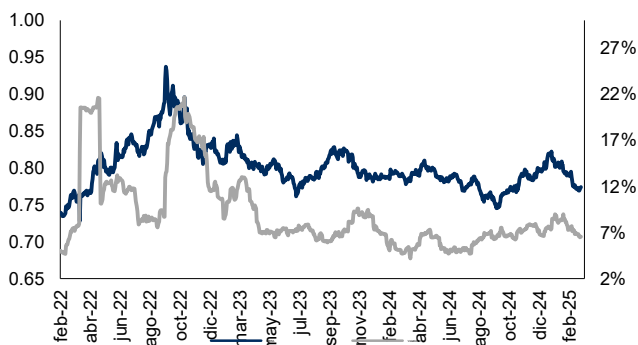
**Euro (€)** Cierre: 0.92 Volat: 8.7%



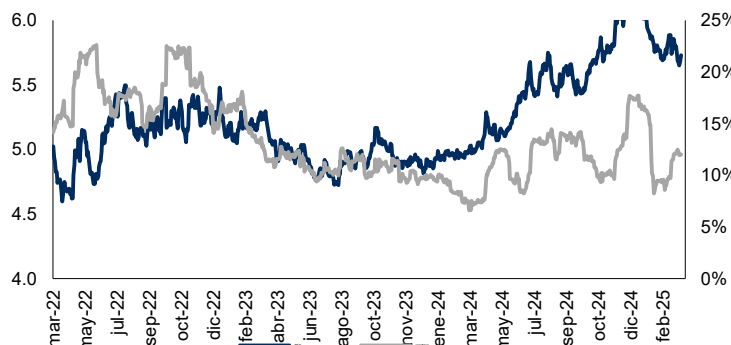
**Yen Japonés (¥)** Cierre: 149.31 Volat: 8.7%



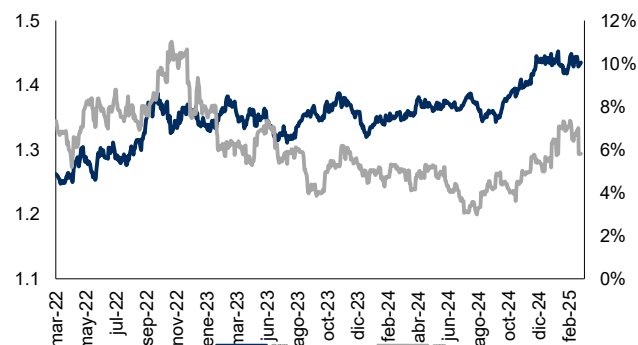
**Libra Esterlina (£)** Cierre: 0.77 Volat: 6.6%



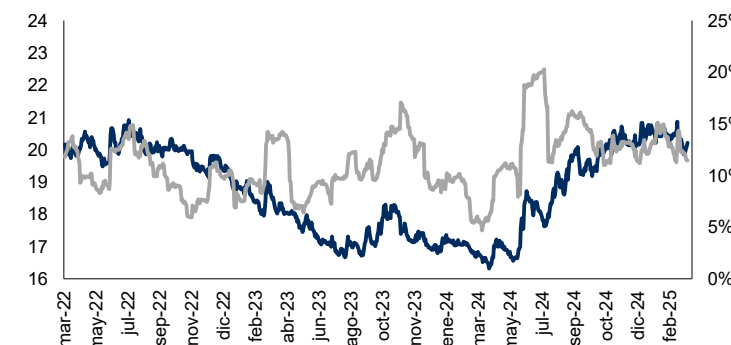
**Real Brasileño** Cierre: 5.73 Volat: 12.0%



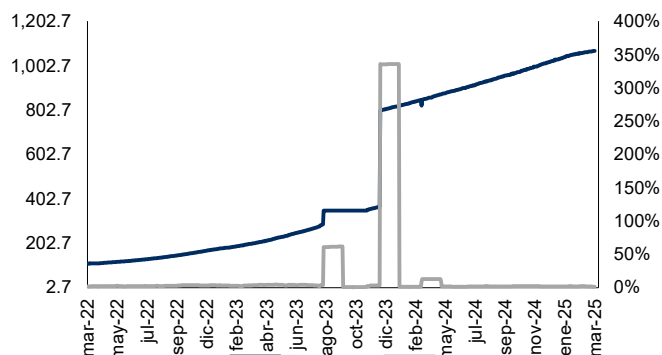
**Dólar Canadiense** Cierre: 1.43 Volat: 5.8%



**Peso Mexicano** Cierre: 20.22 Volat: 11.5%



**Peso Argentino** Cierre: 1,068.40 Volat: 1.4%



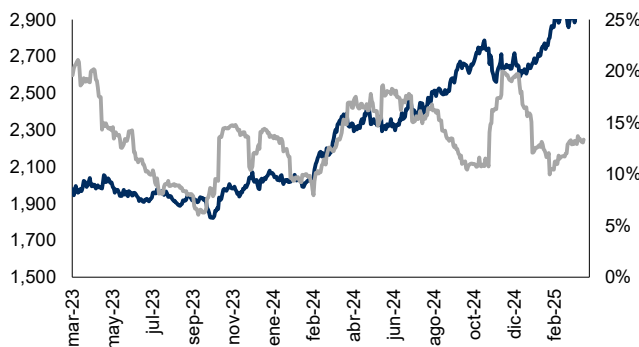
| Moneda           | Último   | 7d     | 30d    | Acumulado |
|------------------|----------|--------|--------|-----------|
| <b>Euro</b>      | 0.92     | -0.60% | 3.77%  | 4.49%     |
| <b>Yen</b>       | 149.31   | -0.46% | 1.45%  | 5.30%     |
| <b>Libra</b>     | 0.77     | -0.11% | 2.65%  | 3.16%     |
| <b>Real</b>      | 5.73     | 0.16%  | -0.13% | 7.94%     |
| <b>Dólar Can</b> | 1.43     | 0.14%  | -0.80% | 0.22%     |
| <b>Peso Mex</b>  | 20.22    | -1.80% | 1.10%  | 3.04%     |
| <b>Peso Arg</b>  | 1,068.40 | -0.25% | -0.93% | -3.59%    |

Cifras al 21 de marzo de 2025. Cotizaciones con respecto al USD.



# Monitor de Metales y Otros Commodities

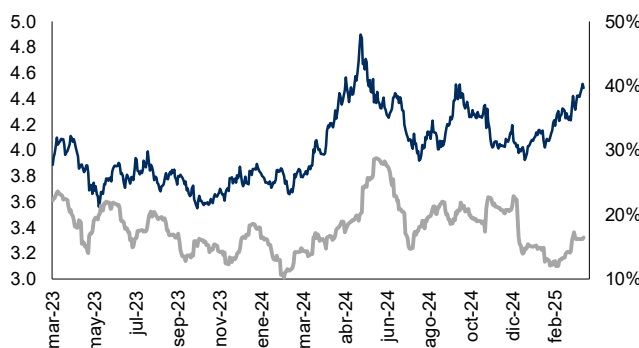
**Oro (USD / T. Oz.)** Cierre: 3,023.629 Volat.: 13.3%



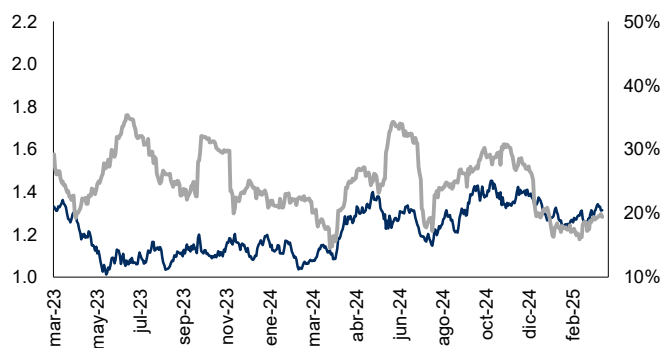
**Plata (USD / T. Oz.)** Cierre: 33.035 Volat.: 19.4%



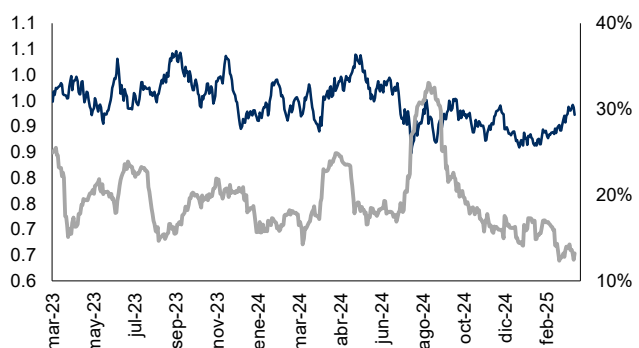
**Cobre (USD / libra)** Cierre: 4.484 Volat.: 16.4%



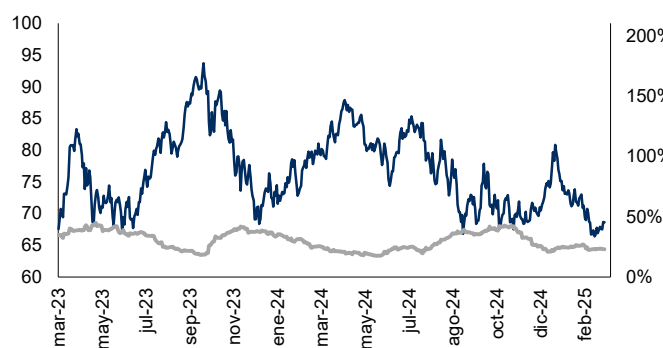
**Zinc (USD / libra)** Cierre: 1.313 Volat.: 19.4%



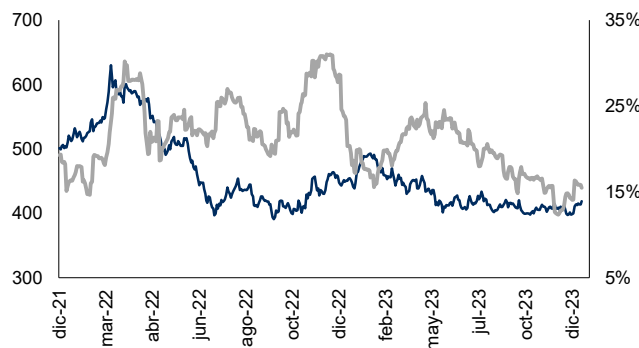
**Plomo (USD / libra)** Cierre: 0.922 Volat.: 13.2%



**WTI (USD / barril)** Cierre: 68.620 Volat.: 23.0%



**Acero (Indice)** Cierre: 469.218 Volat.: 11.6%



| Metal | Ultimo  | 7d     | 30d   | Acumulado |
|-------|---------|--------|-------|-----------|
| Oro   | 3023.63 | 1.31%  | 3.07% | 15.24%    |
| Plata | 33.04   | -2.21% | 1.00% | 14.41%    |
| Cobre | 4.48    | 1.38%  | 5.15% | 12.40%    |
| Plomo | 0.92    | -1.00% | 3.83% | 5.88%     |
| Zinc  | 1.31    | -1.53% | 1.78% | -3.47%    |
| WTI   | 68.62   | 1.61%  | -5.7% | -5.40%    |
| Acero | 469.22  | -0.83% | 1.44% | 7.13%     |

Cifras al 21 de marzo del 2025.