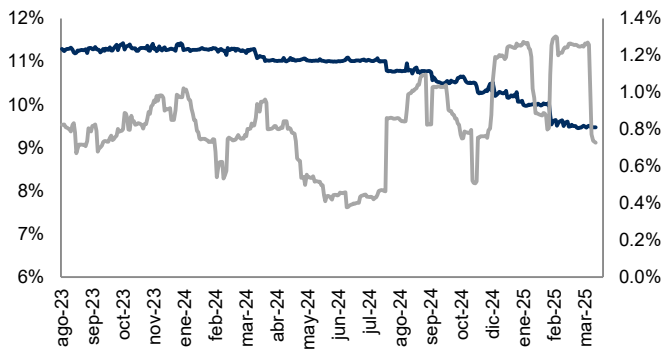


Monitor de Mercados Financieros

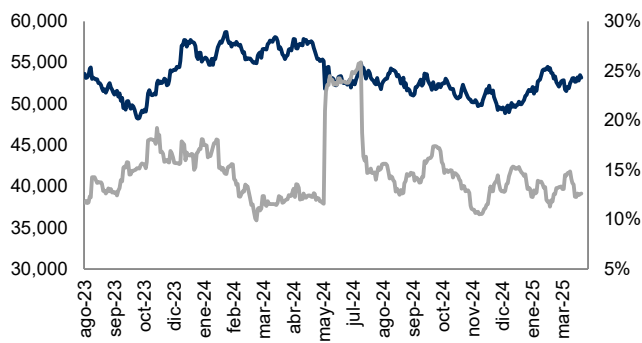
ABs y Volatilidad Cierre: 9.5% Volat: 0.7%



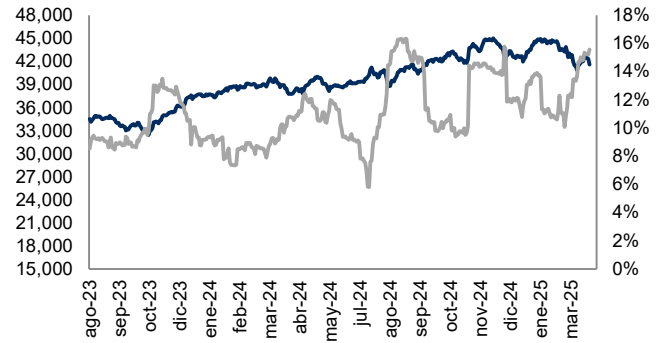
Tipo Cambio y Volatilidad Cierre: 20.4020 Volat: 10.0%



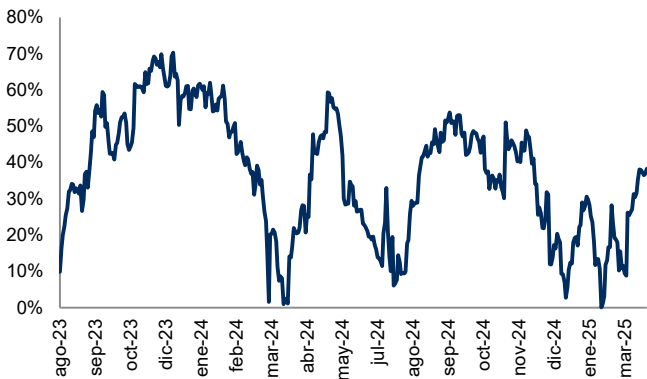
IPC y Volatilidad Cierre: 53,172.97 Volat: 12.6%



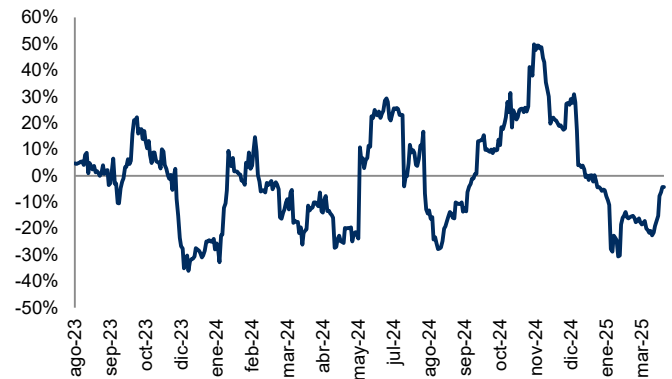
DJI y Volatilidad Cierre: 41,583.90 Volat: 15.6%



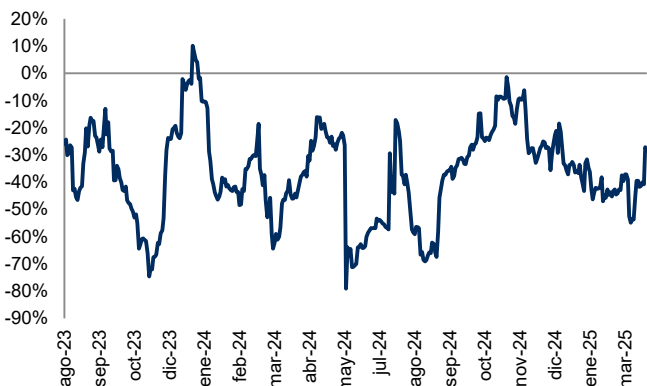
Correlación entre IPC y DJI Correl: 38.3%



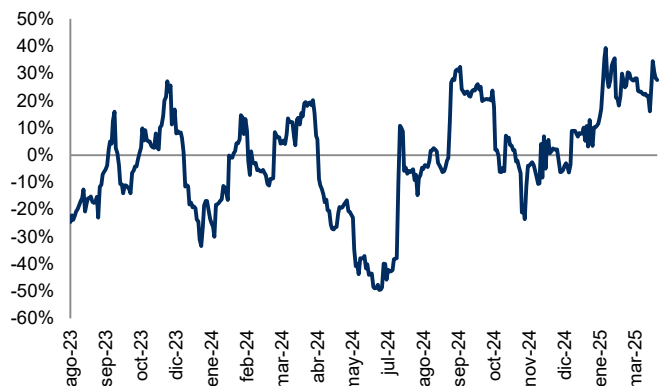
Correlación entre Tipo Cambio y ABs Correl: -4.3%



Correlación entre IPC y Tipo Cambio Correl: -28.3%

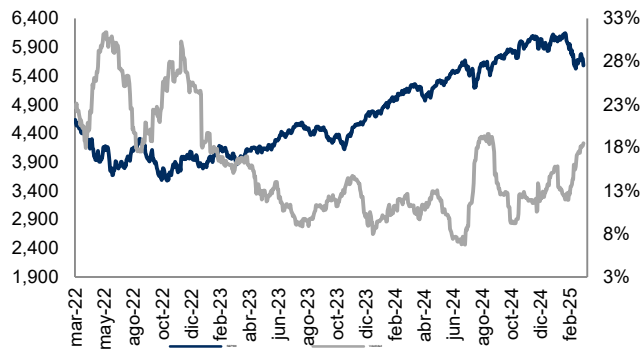


Correlación entre IPC y Abs Correl: 27.5%

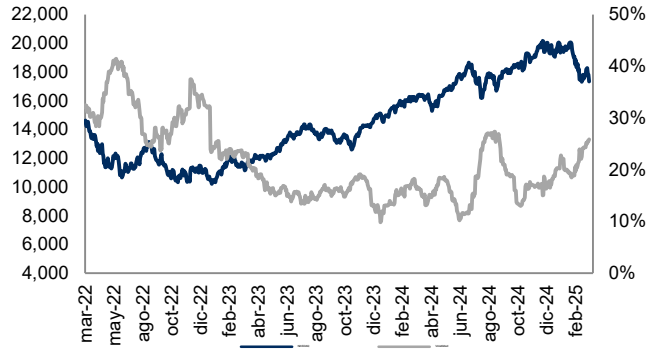


Monitor de Mercados

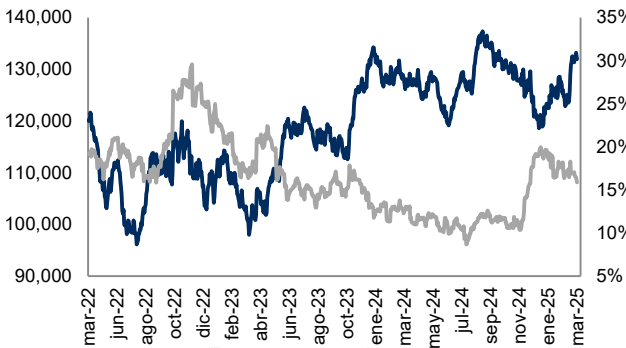
S&P 500 (EUA) Cierre: 5,580.94 Volat: 18.5%



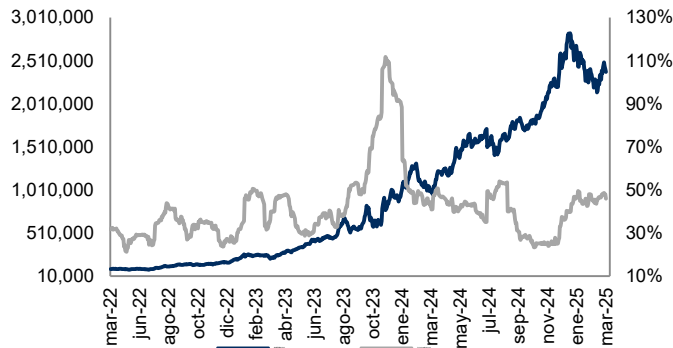
NASDAQ (EUA) Cierre: 17,322.99 Volat: 25.8%



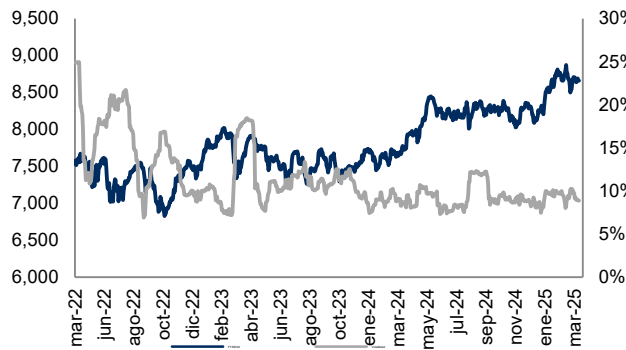
BOVESPA (Sao Paulo) Cierre: 131,902.18 Volat: 15.9%



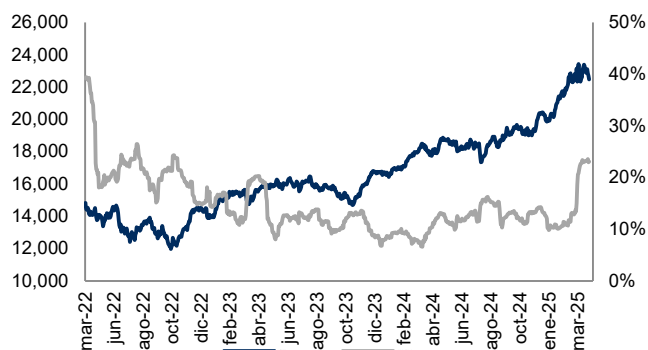
MERVAL (Buenos Aires) Cierre: 2,378,562.84 Volat: 45.8%



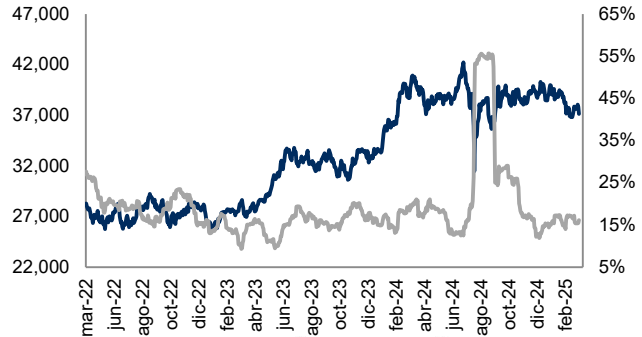
FTSE-100 (Londres) Cierre: 8,658.85 Volat: 8.8%



DAX (Frankfurt) Cierre: 22,461.52 Volat: 23.1%



NIKKEI-225 (Tokio) Cierre: 37,120.33 Volat: 16.1%



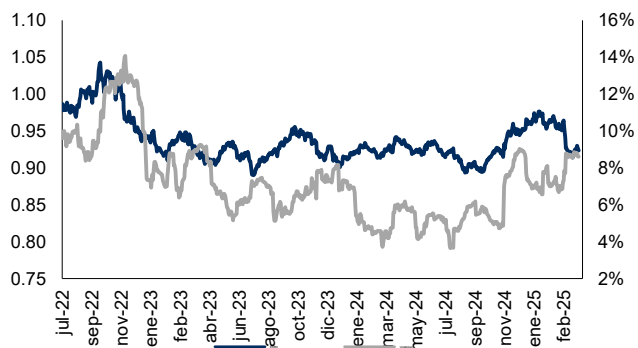
Índice	Rend. 7d	Rend. 30d	Rend. Año
S&P 500	-1.53%	-6.30%	-5.11%
NASDAQ	-2.59%	-9.19%	-10.29%
BOVESPA	-0.88%	6.51%	17.72%
MERVAL	-2.45%	3.62%	-9.67%
FTSE100	0.29%	1.25%	9.46%
DAX	-1.76%	1.77%	18.03%
NIKK225	-1.81%	-3.15%	-2.35%
IPC	0.34%	0.09%	9.87%
DJI	-0.96%	-4.26%	-2.26%
CAC40	-1.46%	0.39%	12.21%
HANGSENG	-1.17%	-1.57%	16.63%
TSE300	-0.62%	-2.11%	0.57%
IBEX	-0.19%	3.11%	20.09%

Cifras al 28 de marzo de 2025. Índices en USD.

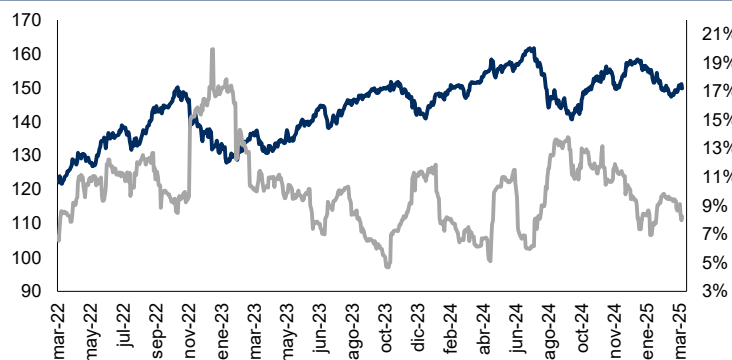


Monitor de Divisas

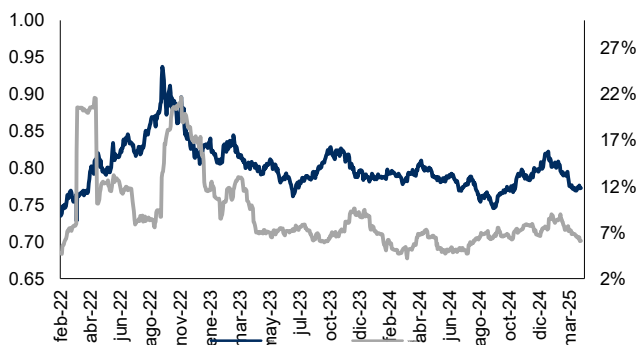
Euro (€) Cierre: 0.92 Volat: 8.6%



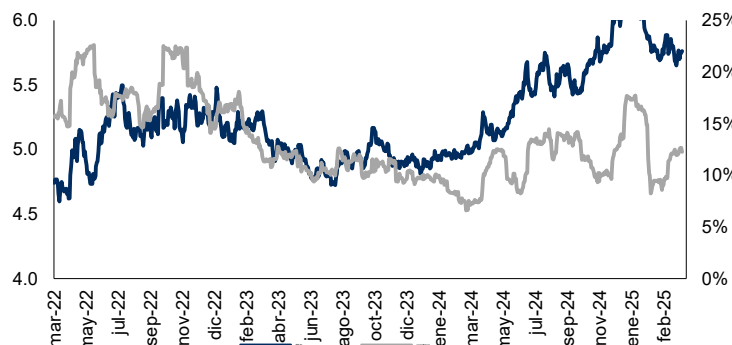
Yen Japonés (¥) Cierre: 149.81 Volat: 8.2%



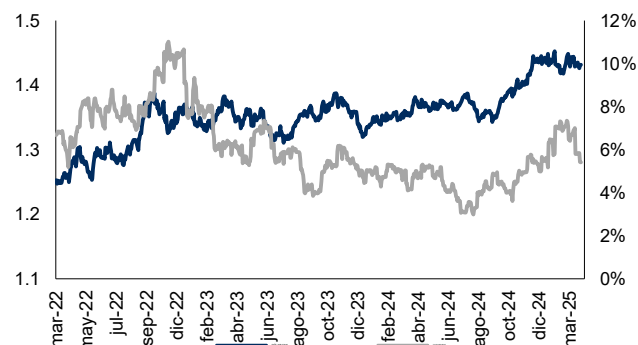
Libra Esterlina (£) Cierre: 0.77 Volat: 6.1%



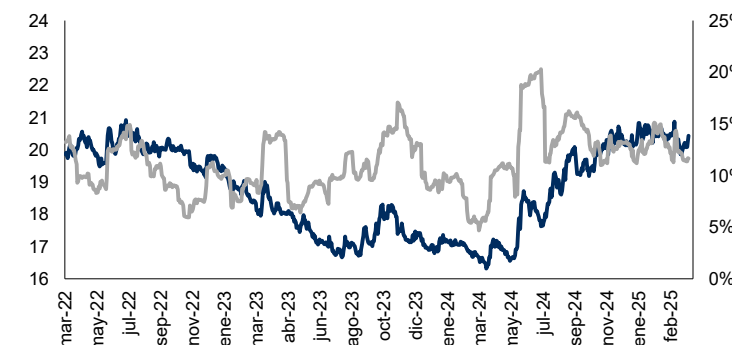
Real Brasileño Cierre: 5.76 Volat: 12.3%



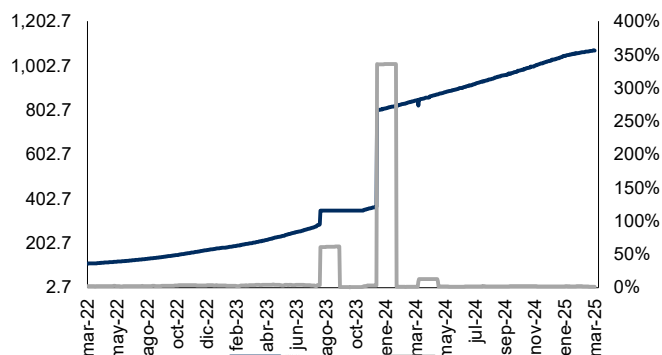
Dólar Canadiense Cierre: 1.43 Volat: 5.4%



Peso Mexicano Cierre: 20.43 Volat: 11.7%



Peso Argentino Cierre: 1,070.50 Volat: 1.4%



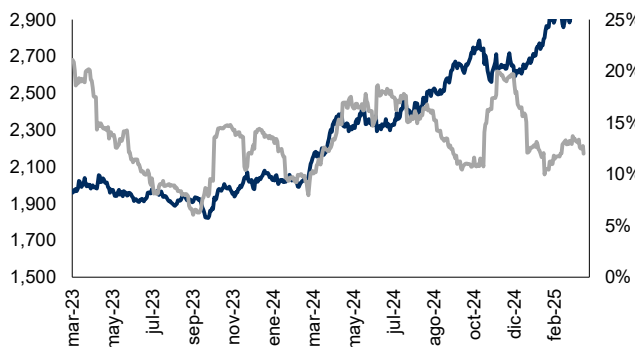
Moneda	Último	7d	30d	Acumulado
Euro	0.92	0.12%	3.28%	4.62%
Yen	149.81	-0.33%	-0.49%	4.95%
Libra	0.77	0.15%	2.10%	3.32%
Real	5.76	-0.54%	0.75%	7.35%
Dólar Can	1.43	0.22%	0.14%	0.44%
Peso Mex	20.43	-1.02%	0.00%	1.99%
Peso Arg	1,070.50	-0.20%	-0.89%	-3.78%

Cifras al 28 de marzo de 2025. Cotizaciones con respecto al USD.

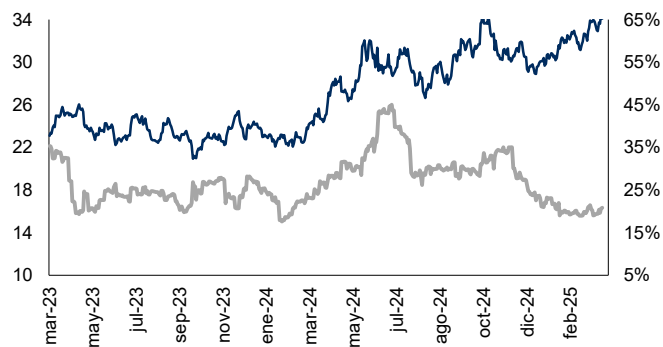


Monitor de Metales y Otros Commodities

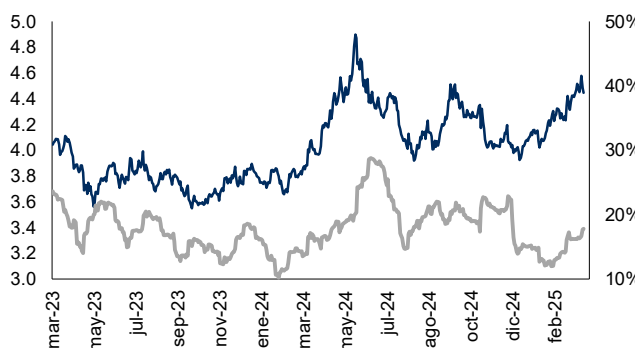
Oro (USD / T. Oz.) Cierre: 3,084.028 Volat.: 12.0%



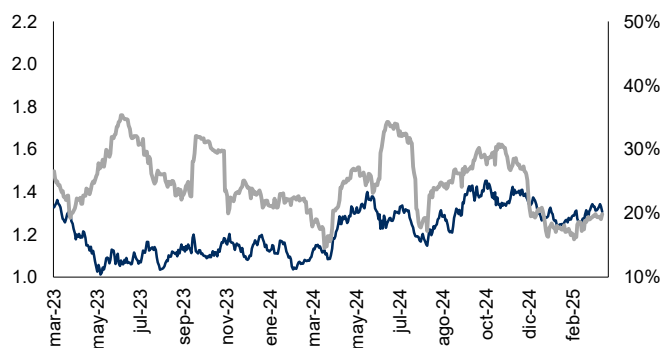
Plata (USD / T. Oz.) Cierre: 34.110 Volat.: 20.8%



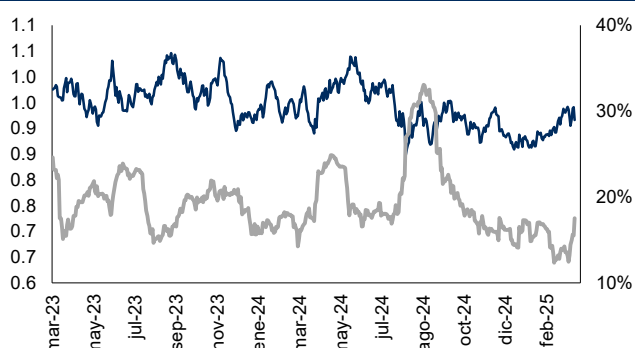
Cobre (USD / libra) Cierre: 4.445 Volat.: 17.8%



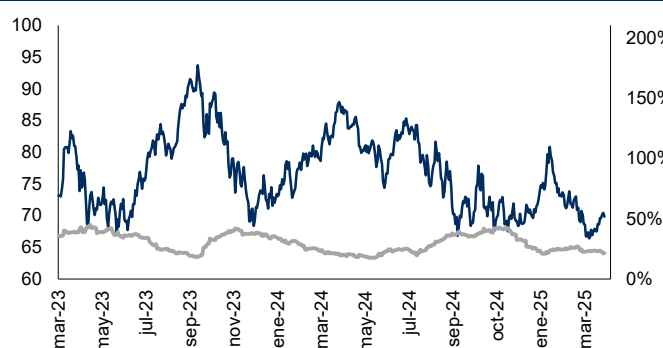
Zinc (USD / libra) Cierre: 1.305 Volat.: 19.9%



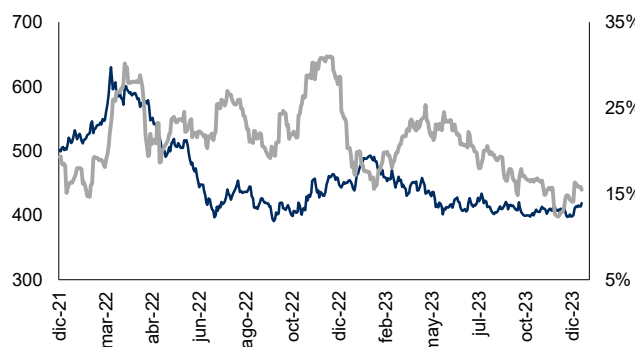
Plomo (USD / libra) Cierre: 0.916 Volat.: 17.5%



WTI (USD / barril) Cierre: 69.840 Volat.: 21.3%



Acero (Indice) Cierre: 462.879 Volat.: 12.9%



Metal	Ultimo	7d	30d	Acumulado
Oro	3084.03	2.00%	5.72%	17.54%
Plata	34.11	3.25%	7.06%	18.13%
Cobre	4.45	-0.86%	4.66%	11.43%
Plomo	0.92	-0.66%	2.27%	5.18%
Zinc	1.31	-0.57%	3.81%	-4.02%
WTI	69.84	1.78%	1.3%	-3.72%
Acero	462.88	-1.35%	0.83%	5.68%

Cifras al 28 de marzo del 2025.